

NINETY-SIXTH
ANNUAL REPORT



WEST VIRGINIA MUNICIPAL BOND COMMISSION

ANNUAL SUMMARY OF RECEIPTS & DISBURSEMENTS
JULY 1, 2016 – JUNE 30, 2017

WEST VIRGINIA MUNICIPAL BOND COMMISSION

Suite 1117
900 Pennsylvania Avenue
Charleston WV 25302
(304) 558-3971
Fax (304) 558-1280
munibondcomm@wv.gov
<http://mbc.wv.gov>

DALE W. STEAGER
STATE TAX COMMISSIONER, CHAIR

JOHN D. PERDUE
STATE TREASURER

JOHN B. McCUSKEY
STATE AUDITOR

STEPHEN T. WILLIAMS
MEMBER

LINDA K. EPLING
MEMBER

SARA L. ROGERS
EXECUTIVE DIRECTOR

PATRICIA A. LANHAM
ADMINISTRATIVE ASSISTANT

TAMMY L. BOWMAN
OFFICE ASSISTANT

TABLE OF CONTENTS

Annual Summary of Receipts and Disbursements

Report of the Executive Director

Summary of Investments

Debt Service Accounts

Deposits for Investments

Paid Out Bond Issues

New Bond Issues

Paying Agent Banks and Governmental Listings

Bond Counsel Listing

Active Bond Accounts

Active Bonds Funded through Debt Forgiveness

**WEST VIRGINIA
MUNICIPAL BOND COMMISSION**

**Annual Summary of
Receipts and Disbursements
July 1, 2016 - June 30, 2017**

Account Numbers 7250 and 7251

	FY 15-16	FY 16-17
Beginning Balance, July 1	\$ 187,474,870	\$ 202,626,158
Add: Remittances	302,409,756	238,236,125
Public Utility Taxes	7,355,917	7,123,342
Interest Earned on:		
Escrowed Investments	493,344	445,588
Pool Investments	279,050	800,817
Discount Earned on:		
Matured Escrowed Investments	0	0
Miscellaneous	4	0
	310,538,071	246,605,872
Beginning Balance plus Receipts	498,012,941	449,232,030
Less: Principal Paid	223,021,283	150,958,859
Interest Paid	59,711,982	59,737,790
Bondholder Adm Fee Paid	3,520,567	3,710,369
Premium Paid on:		
Matured Escrowed Investments	0	1,817,244
Bonds Retired Early	1,428,480	0
Refunds to Issuers	7,379,773	7,944,403
Bank Fees Paid	3,300	2,810
MBC Fees Paid	320,598	318,416
BTI Fees Paid	800	1,100
Miscellaneous	0	0
	295,386,783	224,490,991
Ending Balance, June 30	\$ 202,626,158	\$ 224,741,039

THE MUNICIPAL BOND COMMISSION

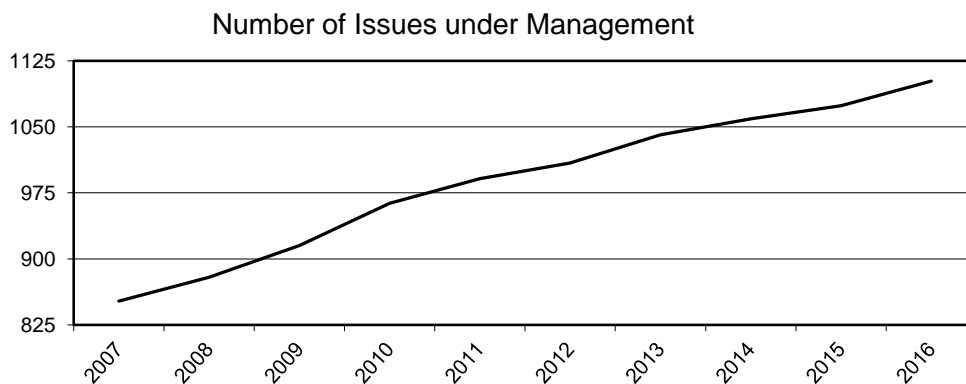
Report of the Executive Director

In 1921, The West Virginia Legislature created the State Sinking Fund Commission to act as the fiscal agent/trustee for the bond issues of the State and its political subdivisions. The agency was charged with the responsibility of receiving the deposits of the various issuers, investing them for a reasonable return consistent with State statute and bond ordinance requirements, disbursing funds to the appropriate paying agent banks or bondholders to meet debt services, receiving and reconciling cancelled securities, maintaining and reporting the financial accounts of each depositor, and aiding the issuers in the management of their resources. The agency would encourage the financial growth of the State by helping to maintain a receptive financial market for West Virginia bond issues through professional management services and to provide a central information source. In 1977, the name of the Commission was changed to the Municipal Bond Commission.

The Commission is composed of five members: State Tax Commissioner Dale Steager, Chairman; State Treasurer John D. Perdue, member; State Auditor John McCuskey, member; Linda Epling of Raleigh County, member; and Stephen Williams, Mayor of Huntington, Cabell County, member. The Commission elects an Executive Director who is responsible for the day to day operations of the Commission. The Commission meets periodically to oversee the operations of the staff.

Under State statute, the Commission is appointed as fiscal agent for all general obligation (tax levy) bond issues of the county commissions, municipalities, and school districts of the State. It determines levy requirements for all such issues each year. In the ninety-six years since the creation of the Commission, the State has not had a default or slow payment on any general obligation issue in the State.

The Commission is also appointed fiscal agent for revenue bond issues of municipalities and their utilities. Additional accounts are maintained for State agency



revenue bonds, colleges and universities. The Commission also serves as fiscal agent for most, though not all, public service districts. It does not handle State general obligation bonds (roads and

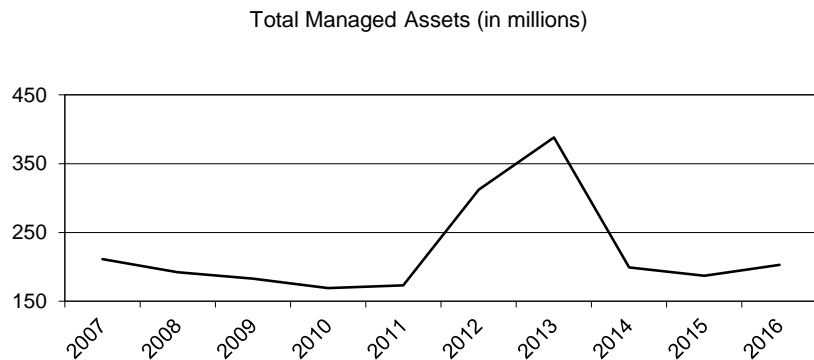
schools), State and local housing bonds, Parkway Authority, School Building Authority

bond issues, or any industrial development bond issues. The Commission works closely with the WV Infrastructure and Jobs Development Council, the Water Development Authority, the WV Department of Environmental Protection, and the WV Bureau of Public Health in the management of their water and sewer infrastructure projects. The Commission also maintains many reserve accounts for the US Department of Agriculture bond issues. At present, 1,129 bond issues and 2,591 accounts are under supervision.

For eighty-five years, the Legislature has made a blanket appropriation annually to cover possible deficiencies that could arise in State and general obligation sinking fund accounts. This act, in part, reads:

Sinking Fund Deficiencies-There is hereby appropriated to the Governor a sufficient amount to meet a deficiency that may arise...in the funds of the Municipal Bond Commission because of the failure of any State agency for either general obligation or revenue bonds or any local taxing district for general obligation bonds to remit funds necessary for the payment of interest and sinking fund requirement. The Governor is authorized to transfer from time to time such amounts to the Municipal Bond Commission as may be necessary for (this purpose).

Standard & Poor has recognized this annual Legislative appropriation and the Commission's management as a Credit Enhancement Program. S&P comments favorably on the Commission's oversight program of all local general obligation debt in this rating. Moody's has also recognized the supervision of the Commission.



The Commission also maintains discretionary accounts, called 7251, where State and local governments may deposit surplus funds for investment. All funds on deposit with the Commission are invested to earn interest. As of June 30, 2017, the Commission held the following managed assets:

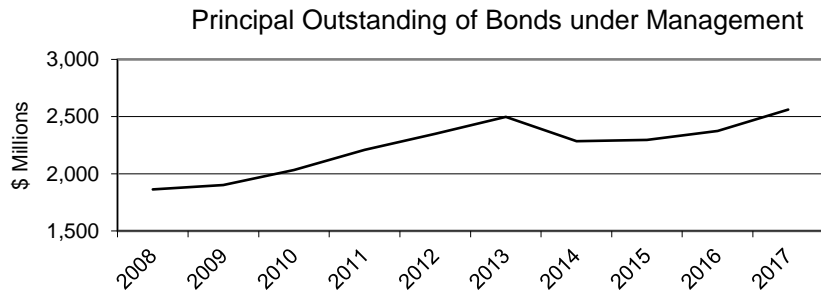
Pool Investments	\$183,263,508
Escrowed Investments	<u>37,911,563</u>
Total Investments	\$221,175,071
Cash	<u>3,565,968</u>
Total Managed Assets	<u>\$224,741,039</u>

This is an increase of 11.2% compared with a year earlier.

Pool investments of the Commission are held in a Government Money Market Pool, which is maintained at the Board of Treasury Investments. This Pool is limited to full faith and credit US Treasury and Agency investments of less than 13 months maturity and has an average portfolio maturity not exceeding 90 days. Other investments held by

the Commission, primarily escrowed investments held in trust to defease specific bond issues, are maintained in separate accounts outside the Pool. These investments are made only at the direction of the issuers. The Pool's yield increased for the fiscal year to an average of 0.41%.

RECENT DEVELOPMENTS



With the 1,129 issues managed at the end of the fiscal year, the original principal outstanding was \$3.561 billion. Current total principal outstanding of these issues is \$2.553 billion. Many issues have not yet drawn their full loan. The majority of the

issues the Commission handles are Water and Sewer projects, this is followed by County Schools and Higher Education. The Commission handles a small number of issues for BANS, Parking, Improvements, Civic Center and Hospitals. The Commission serves as fiscal agent for issues from every county in the state, as well as some State government issues.

Since 1991, the Commission has financed its operations from fees assessed for its services. The fee for fiscal year 2017 was 23/100 of 1% of the debt service paid for

Percent		Principal Outstanding
76.8	Water and/or Sewer	\$ 1,961,236,574
15.0	County Schools	382,845,000
7.9	Higher Education	201,645,000
<u>0.3</u>	Other	<u>8,088,028</u>
100.0		\$ 2,553,814,602

each issue, with a maximum of no more than \$2,000 per issue or series per year.

7250

SUMMARY OF INVESTMENTS AS OF JUNE 30, 2017
(at cost)

7250

	<u>June 30, 2016</u>	<u>June 30, 2017</u>
Investment Pool	\$ 156,650,406	\$ 178,298,839
Escrowed Investments:		
Public Service Districts:		
Berkeley PSD 2007-A Sewer	3,725,004	0
Berkeley PSD 2009 Water	5,960,821	0
County School General Obligation:		
Braxton 2008	13,100,274	11,905,474
Greenbrier 2009	0	22,744,768
Ohio 1993	6,111,570	3,261,321
Total Escrowed Investments:	<u>28,897,669</u>	<u>37,911,563</u>
TOTAL INVESTMENTS	<u>\$ 185,548,075</u>	<u>\$ 216,210,403</u>

DEBT SERVICE ACCOUNTS

	<u>COLLEGES & UNIVERSITIES</u>	<u>COUNTY GENERAL OBLIGATION</u>	<u>COUNTY REVENUE</u>	<u>COUNTY SCHOOL DISTRICTS</u>	<u>PUBLIC SERVICE DISTRICTS</u>	<u>MUNICIPAL GENERAL OBLIGATION</u>	<u>MUNICIPAL REVENUE</u>	<u>TOTAL</u>
Beginning Balance, July 1, 2016	\$ 1,973,732	\$ 151,557	\$ 1,190,275	\$ 54,127,310	\$ 62,993,122	\$ 268,813	\$ 76,874,456	\$ 197,579,265
Add: Remittances	18,351,220	51,093	2,778,148	80,437,527	50,376,613	175,721	85,864,324	238,034,646
Public Utility Taxes	0	69,519	0	7,031,133	0	22,691	0	7,123,342
Interest Earned on:								
Escrowed Investments	0	0	0	403,385	42,203	0	0	445,588
Pool Investments	18,091	737	6,966	207,643	222,644	1,385	323,009	780,475
Discount Earned on:								
Matured Escrowed Investments	0	0	0	0	0	0	0	0
Miscellaneous	0	0	0	0	0	0	0	0
Total Receipts	<u>\$ 18,369,312</u>	<u>\$ 121,348</u>	<u>\$ 2,785,114</u>	<u>\$ 88,079,688</u>	<u>\$ 50,641,460</u>	<u>\$ 199,796</u>	<u>\$ 86,187,333</u>	<u>\$ 246,384,051</u>
Beginning Balance plus Receipts	20,343,044	272,905	3,975,390	142,206,998	113,634,582	468,609	163,061,789	443,963,316
Less: Principal Paid	7,355,000	105,000	1,600,191	41,515,000	43,017,848	125,000	57,240,819	150,958,859
Interest Paid	11,087,892	16,430	1,021,888	14,369,562	12,537,235	42,200	20,662,584	59,737,790
Bondholder Adm Fee Paid	0	0	50,039	0	1,166,571	0	2,493,759	3,710,369
Premium Paid on:								
Matured Escrowed Investments	0	0	0	1,795,564	21,679	0	0	1,817,244
Bonds Retired Early	0	0	0	0	0	0	0	0
Refunds to Issuers	0	0	1,997	4,201,686	2,628,820	0	811,817	7,644,321
Bank Fees Paid	0	0	0	252	148	0	2,410	2,810
MBC Fees Paid	11,031	279	6,146	48,102	106,492	385	145,980	318,416
BTI Fees Paid	0	0	0	962	138	0	0	1,100
Miscellaneous	0	0	0	0	0	0	31	31
Total Disbursements	<u>\$ 18,453,923</u>	<u>\$ 121,709</u>	<u>\$ 2,680,262</u>	<u>\$ 61,931,128</u>	<u>\$ 59,478,932</u>	<u>\$ 167,585</u>	<u>\$ 81,357,401</u>	<u>\$ 224,190,939</u>
Ending Balance, June 30, 2017	<u>\$ 1,889,121</u>	<u>\$ 151,195</u>	<u>\$ 1,295,128</u>	<u>\$ 80,275,870</u>	<u>\$ 54,155,651</u>	<u>\$ 301,024</u>	<u>\$ 81,704,388</u>	<u>\$ 219,772,378</u>

STATEMENT OF 7250 DEBT SERVICE ACCOUNT

	Account Balance		Principal Outstanding June 30, 2017	% Chg in \$ Amount 2016-2017	Number of Issues	Prin Out Net of Escrow Issues June 30, 2017
	June 30, 2016	June 30, 2017				
<u>State Issues:</u>						
Colleges & Universities	\$ 1,973,732	\$ 1,889,121	\$ 201,645,000	-3.52%	6	\$ 201,645,000
<u>County Issues:</u>						
County Commission Revenue	1,190,275	1,295,128	46,670,143	-0.15%	16	46,670,143
County Commission General Obligation	151,557	151,196	205,000	-33.87%	1	205,000
County School General Obligation	54,127,310	80,275,870	382,845,000	+6.35%	24	348,880,000
	<u>55,469,143</u>	<u>81,722,194</u>	<u>429,720,143</u>		<u>41</u>	<u>395,755,143</u>
<u>Municipal Issues:</u>						
Municipal Revenue	76,874,455	81,704,388	1,065,163,901	+11.72%	541	1,065,163,901
Municipal General Obligation	268,813	301,024	1,595,000	-7.27%	1	1,595,000
	<u>77,143,268</u>	<u>82,005,412</u>	<u>1,066,758,901</u>		<u>542</u>	<u>1,066,758,901</u>
<u>Public Service Districts:</u>	62,993,128	54,155,651	855,690,558	+6.26%	540	855,690,558
Bank Commission Suspense Account	<u>199</u>	<u>151</u>				
Total Assets:	<u>\$ 197,579,469</u>	<u>\$ 219,772,530</u>	<u>\$ 2,553,814,602</u>	<u>+7.46%</u>	<u>1,129</u>	<u>\$ 2,519,849,602</u>
Cash	\$ 17,076,794	\$ 3,562,127				
Escrowed Investments	28,897,669	37,911,563				
Pool Investments	<u>151,605,006</u>	<u>178,298,839</u>				
	<u>\$ 197,579,469</u>	<u>\$ 219,772,530</u>				
Percentage Change		+11.23%				

7251	DEPOSITS FOR INVESTMENT			7251
	<u>STATE</u>	<u>LOCAL CURRENT EXPENSE</u>	<u>LOCAL CAP. OUTLAY & PERM. IMP.</u>	<u>7251 GRAND TOTAL</u>
Beginning Balance July 1, 2016	\$ 2,004,378	\$ 3,041,161	\$ 1,150	\$ 5,046,689
Add: Remittance Int. Earned Pool	0 8,150	201,518 12,206	0 3	201,518 20,359
Beginning Balance plus Receipts	2,012,528	3,254,885	1,153	5,268,565
Less: Refunds Miscellaneous	0 0	300,056 0	0 0	300,056 0
Ending Balance June 30, 2017	<u>\$ 2,012,528</u>	<u>\$ 2,954,829</u>	<u>\$ 1,153</u>	<u>\$ 4,968,510</u>

SUMMARY OF INVESTMENTS OUTSTANDING AS OF JUNE 30, 2017

(All investments for 7251 are in the Board of Treasury
Investment's Government Money Market Pool, and are carried at cost.)

<u>Account</u>	<u>June 30, 2016</u>	<u>June 30, 2017</u>
State Discretionary	\$ 2,004,042	\$ 2,012,193
Local Current Expense	3,040,701	2,951,816
Capitol Outlay/Permanent Impr.	657	660
Total Investments	5,045,400	4,964,669
Cash	1,288	3,841
Total	<u>\$ 5,046,689</u>	<u>\$ 4,968,510</u>

PAID OUT ISSUES ADMINISTERED BY THE MUNICIPAL BOND COMMISSION

July 1, 2016 - June 30, 2017

<u>Issue Date</u>	<u>Issue Amount</u>	<u>Issue</u>	<u>Paid Out</u>
02/17/2009	\$ 7,510,000	Berkeley County PSD 09 Water Revenue, Called	12/01/2016
02/09/2012	11,570,000	Berkeley County Schools 12 Refunding GO	05/01/2017
03/06/2007	3,970,000	Berkeley County Sewer PSD 07-A Revenue, Called	03/01/2017
08/22/2013	1,950,000	Berkely County Sewer PSD 13-B Refunding Revenue	10/01/2016
12/11/1997	1,250,000	Berkely County Sewer PSD 97-B Revenue, Called	09/01/2016
06/17/2013	601,000	Big Bend PSD 13-B Water Grant Anticipation Note	07/01/2016
04/14/2010	125,000	Central Hampshire PSD 10-A Water Revenue	01/01/2017
12/17/1996	1,301,239	Chester 96-A Water & Sewer Revenue, Called	03/01/2017
08/22/1996	300,000	Elkins 96-A Sewer Revenue, Called	03/01/2017
08/21/2009	2,175,000	Flatwoods-Canoe Run PSD 09-A Water Revenue, Called	12/16/2016
06/05/2012	3,330,000	Greenbrier County Schools 12 Refunding GO	05/01/2017
11/15/2006	3,185,000	Greenbrier PSD #1 06-A Sewer Refunding Revenue, Called	06/12/2017
10/18/2013	266,776	Greenbrier PSD #1 13-A Sewer Revenue, Called	05/12/2017
02/11/1997	280,159	Hamrick PSD 97-A Sewer Revenue, Called	06/01/2017
12/07/1995	883,974	Hancock County PSD 95-C Sewer Revenue	03/01/2017
03/28/2013	1,059,500	Huntington 13-A Sewer Refunding Revenue	11/01/2016
08/09/2005	9,240,515	Hurricane 05-A Sewer Revenue, Called	03/31/2017
05/02/1996	175,000	Montgomery 96-A Sewer Revenue	09/01/2016
01/23/2009	270,000	Mountain Top PSD 09-A Water Refunding Revenue	11/10/2016
08/20/1996	1,000,000	Oak Hill 96-A Sewer Revenue	06/01/2017
05/30/2002	528,000	Ohio County PSD 02-A Water Revenue, Called	07/08/2016
12/10/2008	1,300,000	Ronceverte 08 Sewer Revenue, Called	03/01/2017
06/27/1995	3,150,000	Salem 95-A Sewer Revenue	09/01/2016
04/25/1996	151,800	Shady Springs PSD 96-A Sewer Revenue	09/01/2016
02/19/1997	74,329	Spring Valley PSD 97-A Sewer Revenue	06/01/2017
05/23/1991	4,784,000	Weirton 91-A Water Revenue	10/01/2016
05/23/1991	216,000	Weirton 91-B Water Revenue	10/01/2016
07/01/1977	426,000	West Dunbar PSD 77-A Sewer Revenue, Called	07/01/2016
	<u>\$ 61,073,292</u>	28 Paid Out Issues	

NEW BONDS ISSUES TO BE ADMINISTERED BY THE MUNICIPAL BOND COMMISSION

July 1, 2016 - June 30, 2017

<u>Issue Date</u>	<u>Issue Amount</u>	<u>Issue</u>	<u>Final Maturity</u>
08/25/2016	\$ 3,040,543	Alderson 16-A Sewer Revenue	12/01/2027
08/25/2016	531,501	Alderson 16-B Sewer Revenue	06/01/2056
06/22/2017	15,450,000	Beckley 17 Sewer Refunding Revenue	06/01/2033
06/30/2017	1,100,000	Berkeley County Sewer PSD 17-A Revenue	06/10/2040
07/20/2016	5,213,278	Berkeley County PSD 16-A Water Revenue	06/01/2039
06/08/2017	2,640,000	Bradley PSD 17-A Sewer Refunding Revenue	03/01/2033
08/18/2016	3,895,000	Charles Town 16-B Water & Sewer Revenue	06/01/2047
09/22/2016	13,145,000	Charleston 16-A Sewer Revenue	07/01/2036
11/04/2016	497,798	Clay-Roane PSD 16-A Water Revenue	09/01/2056
11/10/2016	6,610,000	Claywood Park PSD 16-C Water Refunding Revenue	11/01/2045
11/10/2016	260,000	Claywood Park PSD 16-D Water Refunding Revenue	11/01/2018
11/17/2016	250,000	Crum PSD 16-B Water Revenue	03/01/2048
01/24/2017	1,907,300	Deckers Creek PSD 17-A Sewer Revenue	03/01/2037
10/18/2016	156,917	Eastern Wyoming PSD 16-B Water Revenue	09/01/2056
12/15/2016	1,960,000	Flatwoods-Canoe Run PSD 16-B Water Refunding Revenue	02/01/2037
02/23/2017	8,484,800	Fountain PSD 17-A Water Revenue	12/01/2056
11/10/2016	3,700,000	Frankfort PSD 16-A Sewer Revenue	09/01/2053
03/16/2017	7,123,000	Frankfort PSD 17-A Water Revenue	03/01/2057
09/07/2016	1,140,900	Franklin 16-A Sewer Revenue	12/01/2055
10/06/2016	160,000	Gilmer County PSD 16-A Water Revenue	09/01/2056
07/20/2016	2,496,500	Greater Harrison County PSD 16-A Sewer Revenue	06/01/2055
07/27/2016	23,250,000	Greenbrier County Schools 16 Refunding GO	05/01/2023
05/11/2017	5,435,000	Greenbrier PSD #1 17-A Sewer Refunding Revenue	10/01/2047
02/28/2017	71,500	Hammond PSD 17-A Water Refunding Revenue	10/01/2019
02/28/2017	785,000	Hammond PSD 17-B Water Refunding Revenue	09/01/2034
01/17/2017	4,150,000	Hamrick PSD 17-A Water Revenue	12/01/2056
04/19/2017	139,000	Hardy County PSD 17-A Water Refunding Revenue	02/01/2029
04/19/2017	26,000	Hardy County PSD 17-B Water Refunding Revenue	06/01/2030
04/19/2017	208,000	Hardy County PSD 17-C Water Refunding Revenue	05/01/2033
04/19/2017	422,900	Hardy County PSD 17-D Water Refunding Revenue	11/01/2035
04/19/2017	430,400	Hardy County PSD 17-E Water Refunding Revenue	06/01/2037
08/19/2016	3,435,000	Harman 16-A Water Revenue	06/01/2056
03/30/2017	5,617,141	Hurricane 17-A Sewer Refunding Revenue	08/01/2027
09/22/2016	3,273,000	Lubeck PSD 16-A Water Revenue	03/01/2048
10/06/2016	5,000,000	Malden PSD 16-D Sewer Revenue	09/01/2048
03/15/2017	1,143,000	Mannington 17-A Sewer Refunding Revenue	06/01/2027
06/02/2017	2,160,000	Marshall County Sewerage District 17-B Revenue	06/01/2057
03/01/2017	748,345	Mineral Wells PSD 17 Sewer Revenue	09/01/2032
12/15/2016	25,000,000	Morgantown 16-B1 Water & Sewer Revenue	09/01/2046
12/01/2016	69,755,000	Morgantown 16-A Water & Sewer Revenue	12/01/2046
12/01/2016	2,350,000	Nitro 16-A Sewer Refunding Revenue	12/01/2039
06/27/2017	2,038,206	Oakvale Road PSD 17-A Water Revenue	06/01/2057
05/03/2017	2,585,090	Pennsboro 17-A Sewer Revenue	09/01/2056
09/21/2016	710,000	Petersburg 16-A Sewer Revenue	09/01/2056

NEW BONDS ISSUES TO BE ADMINISTERED BY THE MUNICIPAL BOND COMMISSION

July 1, 2016 - June 30, 2017

<u>Issue Date</u>	<u>Issue Amount</u>	<u>Issue</u>	<u>Final Maturity</u>
05/03/2017	1,036,000	Piedmont 17-A Sewer Revenue	03/01/2057
06/27/2017	445,168	Preston County PSD #2 17-A Water Revenue	12/01/2048
12/15/2016	1,932,071	Preston County PSD #4 16-A Water Revenue	09/01/2038
01/24/2017	148,900	Ravenclyff-McGraws-Saulsville PSD 17-A Water Ref Revenue	08/01/2028
01/24/2017	35,800	Ravenclyff-McGraws-Saulsville PSD 17-B Water Ref Revenue	11/01/2032
01/24/2017	187,900	Ravenclyff-McGraws-Saulsville PSD 17-C Water Ref Revenue	11/01/2034
01/24/2017	55,400	Ravenclyff-McGraws-Saulsville PSD 17-D Water Revenue	03/01/2037
01/20/2017	1,188,000	Red Sulphur PSD 17-A Water & Sewer Refunding Revenue	06/01/2031
01/20/2017	4,522,900	Red Sulphur PSD 17-B Water & Sewer Refunding Revenue	06/01/2036
08/11/2016	2,546,000	River Road PSD 16-A Water Revenue	12/01/2047
02/22/2017	363,000	Romney 17-A Sewer Refunding Revenue	01/01/2035
04/12/2017	1,979,000	Romney 17-A Water Refunding Revenue	06/01/2037
06/15/2017	2,650,000	Shepherdstown 17 Water Revenue	03/01/2047
03/30/2017	560,000	Sophia 17 Sewer Revenue	05/01/2032
10/05/2016	280,000	Sun Valley PSD 16-A Water Revenue	11/01/2026
10/20/2016	4,000,000	Weirton 16-B Water Revenue	06/01/2046
12/15/2016	534,500	Wetzel County PSD #1 16-A Water Revenue	12/01/2056
05/09/2017	41,140,000	Wood County Schools 17 GO	06/01/2032
	<u>\$ 302,099,758</u>	62 New Issues	

PAYING AGENT BANKS - PUBLIC BONDHOLDERS

CODE	BANK NAME AND ADDRESS
BBT GOV	BB&T Governmental Finance, 223 W Nash Street, Wilson, NC 27893
BANK NY TRUST	Bank of New York, 385 Rifle Camp Road, 3rd Floor, Corporate Trust, Woodland Park, NJ 07424
CITY NB	City National Bank, One Park Avenue, Beckley, WV 25801
CVB	Capon Valley Bank, PO Box 119 2 West Main Street, Wardensville, WV 26851
DAVIS TR	Davis Trust Co, 227 Davis Ave, PO Box 1429, Elkins, WV 26241-1429
DTC	Depository Trust Company, 55 Water Street, New York, NY 10041
FARMERS	Farmers National Bank, 20 South Broad Street, Canfield, OH 44406
FIRST SECURITY	First Security Bank, 314 North Spring Street, Searcy, AR 72143
FNBRB	1st Neighborhood Bk c/o Pacific Coast Bankers' Bk, 4416 Emerson Avenue, Parkersburg, WV 26104
GCB	The Grant County Bank, PO Box 929, 3 North Main Street, Parkersburg, WV 26847
JPMC	JP Morgan Chase, 370 South Cleveland Ave, Floor 2, Westerville, OH 43081
MCNB	MCNB Bank & Trust, 75 Wyoming Street, Welch, WV 24801
MVB	MVB Bank, 1000 Johnson Avenue, Bridgeport, WV 26330
NBB	National Bank of Blacksburg, 100 South Main Street, Blacksburg, VA 24060
OVB	Ohio Valley Bank Comp, 420 3rd Avenue, Gallipolis, OH 45631
PREMIER	Premier Bank, 300 State St., Madison, WV 25130
ROM	Bank of Romney, 95 East Main Street, Romney, WV 26757
SIGNBK	Signature Bank, 600 Washington Ave., Suite 305, Towson, MD 21204
SUMMIT CM B	Summit Community Bank, 310 N Main St, Moorefield, WV 26836
UB	United Bank, 990 Elmer Prince Drive, Morgantown, WV 26505
UNITED B-CHAS	United Bank, Corporate Trust Dept, PO Box 393, Charleston, WV 25322
UB-PARKERSBURG	United Bank, Corporate Trust Dept, PO Box 393, Charleston, WV 25322
WESBK-WHEEL	WesBanco (Wheeling Dollar S&T), Trust Dept, 1 Bank Plaza, Wheeling, WV 26003-3562

PAYING AGENT BANKS - GOVERNMENTAL BONDHOLDERS

<u>CODE</u>	<u>PAYING AGENT</u>	<u>BANK NAME AND ADDRESS</u>	<u>AGENCY</u>
BNY	Bank of New York	Bank of NY, 385 Rifle Camp Rd, 3rd Floor, Corp Trust, Woodland Park, NJ 07424	WDA
BBT/WDA	BB&T	BB&T, 300 Summers Street, Charleston, WV 25301	WDA
BPH	BPH	Bureau of Public Health, Internal Governmental Transfer	BPH
GMAC-CPLT1:B1T	Wells Fargo/Berkadia	Berkadia Commerical Mortgage, LLC (GMAC), PO Box 1657, Horsham, PA 19044	
DEP	DEP	Department of Environmental Protection, Internal Governmental Transfer	DEP
UNB	United Bank	United Bank, Corporate Trust Dept, PO Box 393, Charleston, WV 25322	IJDC

GOVERNMENTAL AGENCIES

<u>CODE</u>	<u>NAME</u>	<u>ADDRESS</u>	<u>TELEPHONE</u>
BPH	Bureau of Public Health	350 Capitol Street, Room 313, Charleston WV 25301-3713	304-356-4301
DEP	Depart of Environmental Protection	601 57th Street SE, Charleston, WV 25304	304-926-0499
IJDC	Infrastructure Job Develop Council	c/o WDA 1009 Bullitt Street, Charleston, WV 25301	304-558-4607
WDA	Water Development Authority	1009 Bullitt Street, Charleston, WV 25301	304-414-6500

BOND COUNSELS

<u>Code</u>	<u>Name</u>	<u>Address</u>	<u>Telephone</u>
BRD/BRM	Bowles, Rice, McDavid, Graff & Love	501 Avery St, PO Box 49, Parkersburg, WV 26101-0049	304-485-8500
DM	Dan Marshall	515 Market St, Ste 2001, PO Box 61, Parkersburg, WV 26102	304-485-0071
G&G	Goodwin & Goodwin	300 Summers St, Suite 1500, Charleston, WV 25301	304-346-7000
H&P	John Poffenbarger (Hamb & Poffenbarger)	213 Hale Street, Charleston, WV 25301	304-342-1678
JK	Jackson Kelly	1600 Laidley Tower, Box 553, Charleston, WV 25322	304-340-1000
JTP	John T Poffenbarger	213 Hale Street, Charleston, WV 25301	304-342-1678
LFG	Lewis, Glasser, Casey & Rollins	BB&T Sq, 300 Summers St, Ste 700, Charleston, WV 25301	304-345-2000
S&J	Steptoe & Johnson	Chase Tower, 8th Floor, PO Box 1588, Charleston, WV 25326	304-598-8000
STB	Spilman, Thomas & Battle	300 Kanawha Blvd E., PO Box 273, Charleston, WV 25321	304-340-3800
VLF	Vaughan Law Firm	2020 Kanawha Blvd East, Charleston, WV 25311	304-342-3900
V&W/VWL	Vaughan & Withrow	2020 Kanawha Blvd East, Charleston, WV 25311	304-342-3900

ACTIVE BOND ACCOUNTS

The following is a listing of all the active bond accounts maintained by the Commission, as of the report date. Discretionary accounts and Sinking Funds Accounts for paid out issues are not included. All bond issues paid by the Commission, whether as the paying agent, or through a paying agent, are listed. All reserve accounts for issues paid by others are also included.

ACCOUNT NAME -- The name includes the issuer, year, type of issue, and whether the issue is a revenue (REV) or general obligation (GO) issue. All GOs are labeled as such. Additional accounts include Reserve (RES), Depreciation (DEP) or Repair & Replacement (R&R) accounts. On GO issues over \$5 million, tax collections surplus to annual debt service are transferred to a Surplus Collection (SUR COL) account. Issues labeled ESCROW have either been fully funded in cash, or have had specific US Treasury investments purchased to defease the issue with future earnings.

ISSUE DATE -- The date of issue is shown in this column.

INTEREST RATE -- This column shows the interest rate, or range of rates, at which this bond was issued. It reflects the actual coupon rate. It is always listed from lowest to highest regardless of the order. Some rates may have matured, and no longer be outstanding.

ORIGINAL ISSUE -- This column indicates the amount of the original issue.

OUTSTANDING -- This column indicates the principal outstanding as of the report date.

ACCOUNT BALANCE -- This column indicates the account balance as of the report date. If this is an escrow account, the balance may include both cash and escrow securities. The investments are carried at cost, which may be different than their matured value, but will defease the issue.

LAST DEBT -- This column gives the final maturity year for the bond issue. In some cases where a bond has been advance refunded with escrows purchased for a future call, the year of final call rather than the original final maturity may be shown.

PAYING AGENT -- The Commission pays all funds for the debt service to these banks. Due to numerous bank mergers and name changes, the bank shown in this column may not agree with the bank named on the original bond (see Paying Agent address page).

COUNSEL-LEGAL OPINIONS -- The Commission does not have legal opinions for these issues. If a legal opinion is needed, it can be obtained from the bond counsel for the issue (see Bond Counsel address page).

DISCLAIMER

While every attempt has been made to verify the accuracy of this data, no guarantee of accuracy should be assumed.

ACCOUNT NAME	ISSUE DATE	INTEREST RATE	ORIGINAL ISSUE	OUTSTANDING 6/30/2017	ACCT BALANCE 6/30/2017	LAST DEBT	PAYING AGENT	BOND COUNSEL
Adrian PSD 00-A Water Reserve	10/06/00				77,244.57			
Adrian PSD 04-A Water Reserve	02/18/04				66,275.03			
Adrian PSD 08-A Water Reserve	10/23/08				66,032.79			
Adrian PSD 08-B Water Revenue	10/23/08	0.000 - 0.000	500,000	408,496	2,031.50	09/48	UNB	JK
Adrian PSD 08-B Water Reserve	10/23/08				13,148.36			
Adrian PSD 15-A Water Revenue	12/17/15	0.000 - 0.000	3,517,184	3,514,368	0	12/55	UNB	S&J
Adrian PSD 15-A Water Reserve	12/17/15				92,423.95			
Adrian PSD 17-A Water Reserve	05/26/17				0			
Adrian PSD 88 (Series 89) Water Reserve	07/21/88				58,489.97			
Adrian PSD 96-A Water Reserve	09/11/96				35,905.20			
Adrian PSD 96-B Water Reserve	09/11/96				46,951.25			
Albright 09-A Water Revenue	05/21/09	0.000 - 0.000	324,394	257,143	1,577.04	03/45	UNB	S&J
Albright 09-A Water Reserve	05/21/09				9,347.47			
Alderson 15-A Sewer Refunding Revenue	02/26/15	3.400 - 3.400	97,650	74,805	1,106.03	10/23	OVB:BH	S&J
Alderson 15-A Sewer Refunding Reserve	02/26/15				9,799.65			
Alderson 15-B Sewer Refunding Revenue	02/26/15	3.500 - 3.500	334,300	273,443	3,172.94	10/25	OVB:BH	S&J
Alderson 15-B Sewer Refunding Reserve	02/26/15				33,541.51			
Alderson 16-A Sewer Revenue	08/25/16	0.500 - 0.500	3,040,543	2,095,264	0	12/27	UNB	S&J
Alderson 16-A Sewer Reserve	08/25/16				312,340.67			
Alderson 16-B Sewer Revenue	08/25/16	0.500 - 0.500	531,501	181,515	0	06/56	UNB	S&J
Alderson 16-B Sewer Reserve	08/25/16				15,235.06			
Alderson 86-B Sewer Revenue	08/18/86	0.000 - 0.000	90,762	20,945	1,752.70	10/25	BNY	S&J
Alderson 86-B Sewer Reserve	08/18/86				2,336.23			
Alderson 13-A Water Revenue	08/16/13	4.100 - 4.100	200,000	134,577	2,046.26	09/23	UB -Parkersburg	S&J
Alderson 13-A Water Reserve	08/16/13				7,702.10			
Alpine Lake 08-A Sewer Reserve	01/10/08				140,371.93			

ACCOUNT NAME	ISSUE DATE	INTEREST RATE	ORIGINAL ISSUE	OUTSTANDING 6/30/2017	ACCT BALANCE 6/30/2017	LAST DEBT	PAYING AGENT	BOND COUNSEL
Alpine Lake 06-A Water Reserve	08/10/06				82,594.08			
Alpine Lake 06-B Water Reserve	08/10/06				44,361.88			
Ansted 00 Sewer Revenue	12/11/00	0.000 - 0.000	580,645	285,466	3,485.43	03/32	DEP	S&J
Ansted 00 Sewer Reserve	12/11/00				19,476.30			
Ansted 99 Sewer System Design Revenue	04/13/99	0.000 - 0.000	183,285	22,910	1,698.23	12/19	DEP	S&J
Ansted 99 Sewer System Design Reserve	04/13/99				11,837.23			
Armstrong PSD 02-A Sewer Revenue	12/01/02	4.000 - 5.600	785,000	380,000	19,610.57	04/25	DTC	S&J
Armstrong PSD 02-A Sewer Reserve	12/01/02				63,249.09			
Armstrong PSD 06-A Sewer Revenue BAN	12/21/06	5.000 - 5.000	50,000	14,916	1,076.89	12/19	BBT/WDA	JK
Armstrong PSD (Deepwater) 94-A Sewer Revenue	11/15/94	6.750 - 6.750	429,000	313,912	13,436.37	10/33	BNY	JK
Armstrong PSD (Deepwater) 94-A Sewer Reserve	11/15/94				31,750.22			
Armstrong PSD 01-A Water Reserve	12/13/01				30,381.64			
Armstrong PSD 11-A Water Reserve	03/28/11				15,843.49			
Athens 00 Water & Sewer Revenue	05/24/00	2.000 - 2.000	711,976	165,976	15,679.35	06/21	DEP	S&J
Athens 00 Water & Sewer Reserve	05/24/00				43,393.58			
Athens 04-A Water & Sewer Revenue	05/26/04	0.000 - 0.000	303,000	210,526	3,368.51	03/44	UNB	S&J
Athens 04-A Water & Sewer Reserve	05/26/04				10,267.50			
Athens 04-B Water & Sewer Revenue	05/26/04	0.000 - 0.000	2,262,000	1,376,050	34,699.04	09/35	DEP	S&J
Athens 04-B Water & Sewer Reserve	05/26/04				75,938.89			
Barrackville 10-A Sewer Revenue	12/22/10	0.000 - 0.000	3,329,658	3,078,752	4,240.74	12/50	UNB	S&J
Barrackville 10-A Sewer Reserve	12/22/10				25,543.49			
Barrackville 10-B Sewer Revenue	12/22/10	0.000 - 0.000	2,500,000	2,268,180	4,565.99	06/42	DEP	S&J
Barrackville 10-B Sewer Reserve	12/22/10				23,685.96			
Barrackville 85-A Sewer Revenue	12/09/85	9.750 - 9.750	618,894	361,531	34,614.86	10/25	BNY	S&J
Barrackville 85-A Sewer Reserve	12/09/85				62,319.11			
Barrackville 85-B Sewer Revenue	12/09/85	0.000 - 0.000	308,106	72,972	12,143.94	10/25	BNY	S&J

ACCOUNT NAME	ISSUE DATE	INTEREST RATE	ORIGINAL ISSUE	OUTSTANDING 6/30/2017	ACCT BALANCE 6/30/2017	LAST DEBT	PAYING AGENT	BOND COUNSEL
Barrackville 85-B Sewer Reserve	12/09/85				12,418.83			
Barrackville 87-A Sewer Revenue	11/06/87	8.380 - 8.380	100,379	58,226	5,025.10	10/26	BNY	S&J
Barrackville 87-A Sewer Reserve	11/06/87				8,852.10			
Barrackville 87-B Sewer Revenue	11/06/87	0.000 - 0.000	24,621	6,479	594.77	10/26	BNY	S&J
Barrackville 87-B Sewer Reserve	11/06/87				946.29			
Bath 02-A Water Revenue	12/09/02	0.000 - 0.000	1,150,000	622,895	12,201.58	09/33	BPH	JK
Bath 02-A Water Reserve	12/09/02				38,595.86			
Bath 06-A Water Revenue	08/29/06	0.000 - 0.000	1,250,000	833,320	8,024.83	06/37	BPH	JK
Bath 06-A Water Reserve	08/29/06				41,825.90			
Bath 06-B Water Revenue	08/29/06	0.000 - 0.000	1,237,000	937,855	5,245.25	06/46	UNB	JK
Bath 06-B Water Reserve	08/29/06				30,690.01			
Bath 08-A Water Refunding Revenue	11/05/08	4.290 - 4.290	1,091,000	593,030	18,540.91	09/24	BBT Govment	S&J
Bath 08-A Water Refunding Reserve	11/05/08				95,959.07			
Bath 09-A Water Revenue	10/29/09	0.000 - 0.000	2,193,910	1,736,835	6,163.17	03/41	BPH	S&J
Bath 09-A Water Reserve	10/29/09				47,968.44			
Bath 14-A Water Revenue	11/20/14	1.000 - 1.000	1,000,000	973,208	2,640.15	09/54	UNB	S&J
Bath 14-A Water Reserve	11/20/14				4,188.33			
Beckley 09 Parking Refunding Revenue	09/17/09	3.750 - 4.700	1,485,000	930,000	24,524.53	06/26	DTC	S&J
Beckley 09 Parking Refunding Reserve	09/17/09				66,498.60			
Beckley 04-A Sewer Revenue	09/28/04	2.000 - 2.000	9,039,000	4,515,360	149,740.97	06/26	DEP	VLF
Beckley 04-A Sewer Reserve	09/28/04				550,913.04			
Beckley 09-A Sewer Revenue	09/18/09	2.000 - 2.000	679,316	463,716	11,254.75	03/30	DEP	JK
Beckley 09-A Sewer Reserve	09/18/09				31,502.62			
Beckley 09-C Sewer Revenue	09/18/09	0.000 - 0.000	1,035,783	862,025	5,087.79	09/49	DEP	JK
Beckley 09-C Sewer Reserve	09/18/09				17,920.48			
Beckley 15-A Sewer Revenue	10/22/15	0.500 - 0.500	3,740,214	3,585,207	12,491.90	06/46	DEP	S&J

ACCOUNT NAME	ISSUE DATE	INTEREST RATE	ORIGINAL ISSUE	OUTSTANDING 6/30/2017	ACCT BALANCE 6/30/2017	LAST DEBT	PAYING AGENT	BOND COUNSEL
Beckley 15-A Sewer Reserve	10/22/15				4,587.97			
Beckley 17 Sewer Refunding Revenue	06/22/17	2.750 - 3.350	15,450,000	15,450,000	716,227.21	06/33	FIRST SECURITY	S&J
Beckley 17 Sewer Refunding Reserve	06/22/17				500,000.00			
Beckley 98-A Sewer Revenue	03/17/98	2.000 - 2.000	11,000,000	1,784,851	179,906.07	03/20	DEP	VLF
Beckley 98-A Sewer Reserve	03/17/98				670,434.22			
Beckley 10-A Stormwater Revenue	12/15/10	3.870 - 3.870	2,000,000	1,518,601	24,213.18	01/31	JPMC:BH	S&J
Belington 04-A Water & Sewer Reserve	07/15/04				12,494.36			
Belington 04-B Water & Sewer Reserve	07/15/04				41,186.16			
Belington 04-C Water & Sewer Revenue	07/15/04	0.000 - 0.000	1,000,000	701,299	2,498.97	06/44	UNB	S&J
Belington 04-C Water & Sewer Reserve	07/15/04				26,111.06			
Belington 12-A Water & Sewer Revenue	09/20/12	0.000 - 0.000	1,250,000	1,132,318	2,744.65	09/52	UNB	S&J
Belington 12-A Water & Sewer Reserve	09/20/12				10,870.15			
Belington 12-B Water & Sewer Reserve	09/20/12				19,118.88			
Belington 12-C Water & Sewer Reserve	09/20/12				14,909.32			
Belington 13-A Water & Sewer Revenue	11/13/13	1.000 - 1.000	667,188	601,546	2,514.97	09/53	UNB	S&J
Belington 13-A Water & Sewer Reserve	11/13/13				4,393.71			
Belington 97-A Water & Sewer Revenue	03/03/97	6.250 - 6.250	475,000	359,539	13,498.15	10/35	BNY	S&J
Belington 97-A Water & Sewer Reserve	03/03/97				32,941.21			
Belington 97-B Water & Sewer System Design Revenue	08/26/97	2.000 - 2.000	331,042	1,673	2,172.90	09/17	DEP	S&J
Belle 08-A Sewer Revenue	11/20/08	0.000 - 0.000	1,945,100	1,458,810	5,874.04	12/39	DEP	S&J
Belle 08-A Sewer Reserve	11/20/08				65,183.85			
Belle 09-A Sewer Revenue	09/25/09	0.000 - 0.000	275,396	215,726	1,688.16	12/40	DEP	S&J
Belle 09-A Sewer Reserve	09/25/09				9,234.77			
Belmont 04-A Sewer Revenue	08/19/04	0.000 - 0.000	1,219,978	762,486	23,495.43	03/36	DEP	S&J
Belmont 04-A Sewer Reserve	08/19/04				46,075.85			
Belmont 97-A Water Revenue	12/15/97	6.250 - 6.250	1,302,490	991,046	61,900.81	10/35	BNY	S&J

ACCOUNT NAME	ISSUE DATE	INTEREST RATE	ORIGINAL ISSUE	OUTSTANDING 6/30/2017	ACCT BALANCE 6/30/2017	LAST DEBT	PAYING AGENT	BOND COUNSEL
Belmont 97-A Water Reserve	12/15/97				90,800.67			
Benwood 11-A Water Revenue	03/17/11	0.000 - 0.000	1,548,512	1,348,512	3,440.24	03/51	UNB	S&J
Benwood 11-A Water Reserve	03/17/11				40,160.87			
Benwood 00-A Sewer Revenue	12/20/00	0.000 - 0.000	318,300	156,468	3,185.19	03/32	DEP	S&J
Benwood 00-A Sewer Reserve	12/20/00				13,077.01			
Benwood 00-B Sewer Revenue	12/20/00	0.000 - 0.000	245,600	148,915	1,763.17	12/40	UNB	S&J
Benwood 00-B Sewer Reserve	12/20/00				8,157.28			
Berkeley County Schools 10 GO	02/17/10	2.000 - 4.000	51,500,000	31,730,000	511,926.39	05/25	DTC	S&J
Berkeley County Schools 10 GO Sur Col	02/17/10				3,426,146.98			
Berkeley County Sewer PSD 00-A Revenue	05/25/00	0.000 - 0.000	937,500	414,036	3,187.38	09/30	DEP	S&J
Berkeley County Sewer PSD 00-A Reserve	05/25/00				31,547.78			
Berkeley County Sewer PSD 01-A Revenue	03/30/01	1.000 - 1.000	429,000	89,485	2,062.32	03/21	UNB	S&J
Berkeley County Sewer PSD 01-A Reserve	03/30/01				24,517.22			
Berkeley County Sewer PSD 01-B Revenue	08/07/01	0.000 - 0.000	2,909,850	1,406,412	12,250.13	12/31	DEP	S&J
Berkeley County Sewer PSD 01-B Reserve	08/07/01				97,804.84			
Berkeley County Sewer PSD 02-A Revenue	05/09/02	0.000 - 0.000	750,000	381,250	2,550.96	09/32	DEP	S&J
Berkeley County Sewer PSD 02-A Reserve	05/09/02				25,178.41			
Berkeley County Sewer PSD 02-B Revenue	07/11/02	0.000 - 0.000	456,548	232,053	1,554.10	09/32	DEP	S&J
Berkeley County Sewer PSD 02-B Reserve	07/11/02				15,628.44			
Berkeley County Sewer PSD 02-C Revenue	08/28/02	0.000 - 0.000	30,500,000	17,465,800	112,538.31	03/34	DEP	S&J
Berkeley County Sewer PSD 02-C Reserve	08/28/02				1,052,561.10			
Berkeley County Sewer PSD 02-D Revenue	08/28/02	5.800 - 5.800	4,965,465	4,190,233	143,464.35	10/39	BNY	S&J
Berkeley County Sewer PSD 02-D Reserve	08/28/02				336,132.83			
Berkeley County Sewer PSD 02-E Revenue	08/28/02	5.800 - 5.800	560,822	483,925	15,321.88	10/41	BBT/WDA	S&J
Berkeley County Sewer PSD 02-E Reserve	08/28/02				37,352.89			
Berkeley County Sewer PSD 03-A Revenue	08/14/03	2.000 - 2.000	252,922	93,494	1,586.73	12/23	DEP	S&J

ACCOUNT NAME	ISSUE DATE	INTEREST RATE	ORIGINAL ISSUE	OUTSTANDING 6/30/2017	ACCT BALANCE 6/30/2017	LAST DEBT	PAYING AGENT	BOND COUNSEL
Berkeley County Sewer PSD 03-A Reserve	08/14/03				15,465.82			
Berkeley County Sewer PSD 03-B Revenue	08/14/03	2.000 - 2.000	330,862	122,303	2,087.72	12/23	DEP	S&J
Berkeley County Sewer PSD 03-B Reserve	08/14/03				20,223.98			
Berkeley County Sewer PSD 04-A Revenue	11/30/04	0.000 - 0.000	1,999,600	1,289,597	5,515.38	09/39	UNB	S&J
Berkeley County Sewer PSD 04-A Reserve	11/30/04				58,288.11			
Berkeley County Sewer PSD 09-A Revenue	07/31/09	4.000 - 5.300	2,695,000	1,950,000	85,414.00	03/29	DTC	S&J
Berkeley County Sewer PSD 09-A Reserve	07/31/09				226,808.59			
Berkeley County Sewer PSD 09-B Revenue	07/31/09	0.000 - 0.000	1,000,000	681,369	10,819.22	09/29	UNB	S&J
Berkeley County Sewer PSD 09-B Reserve	07/31/09				67,057.15			
Berkeley County Sewer PSD 13-A Refunding Revenue	08/22/13	2.600 - 3.750	9,615,000	9,615,000	664,095.26	10/26	DTC	S&J
Berkeley County Sewer PSD 13-A Refunding Reserve	08/22/13				966,231.33			
Berkeley County Sewer PSD 13-C Refunding Revenue	12/19/13	2.000 - 3.500	2,880,000	2,260,000	222,744.37	10/25	DTC	S&J
Berkeley County Sewer PSD 13-C Refunding Reserve	12/19/13				289,420.14			
Berkeley County Sewer PSD 13-D Revenue	12/20/13	0.000 - 0.000	1,116,602	935,148	4,706.42	03/34	UNB	S&J
Berkeley County Sewer PSD 13-D Reserve	12/20/13				18,695.28			
Berkeley County Sewer PSD 15-A Revenue	02/12/15	0.000 - 0.000	26,435,450	23,454,016	64,253.46	12/54	DEP	S&J
Berkeley County Sewer PSD 15-A Reserve	02/12/15				23,361.45			
Berkeley County Sewer PSD 15-B Revenue	02/12/15	1.000 - 1.000	10,623,472	10,565,477	28,340.21	12/54	UNB	S&J
Berkeley County Sewer PSD 15-B Reserve	02/12/15				11,282.94			
Berkeley County Sewer PSD 15-C Revenue	02/12/15	1.000 - 4.500	16,970,000	16,970,000	711,750.66	10/35	DTC	S&J
Berkeley County Sewer PSD 15-C Reserve	02/12/15				0			
Berkeley County Sewer PSD 16-A Revenue	02/24/16	0.000 - 0.000	163,871	155,675	1,043.10	06/36	UNB	S&J
Berkeley County Sewer PSD 16-A Reserve	02/24/16				890.01			
Berkeley County Sewer PSD 16-B Revenue	04/21/16	1.450 - 5.000	29,300,000	29,230,000	114,661.66	06/46	DTC	S&J
Berkeley County Sewer PSD 16-B Reserve	04/21/16				0			
Berkeley County Sewer PSD 17-A Revenue	06/30/17	0.000 - 0.000	1,100,000	168,930	0	06/40	UNB	S&J

ACCOUNT NAME	ISSUE DATE	INTEREST RATE	ORIGINAL ISSUE	OUTSTANDING 6/30/2017	ACCT BALANCE 6/30/2017	LAST DEBT	PAYING AGENT	BOND COUNSEL
Berkeley County Sewer PSD 17-A Reserve	06/30/17				55,000.00			
Berkeley County Sewer PSD 86-B Revenue	03/07/86	0.000 - 0.000	1,638,194	387,993	40,118.29	10/25	BNY	S&J
Berkeley County Sewer PSD 86-B Reserve	03/07/86				43,280.90			
Berkeley County Sewer PSD 90-A Revenue	05/03/90	7.850 - 7.850	828,629	547,102	36,334.78	10/29	BNY	S&J
Berkeley County Sewer PSD 90-A Reserve	05/03/90				69,050.14			
Berkeley County Sewer PSD 90-B Revenue	05/03/90	0.000 - 0.000	38,669	12,890	1,337.04	10/29	BNY	S&J
Berkeley County Sewer PSD 90-B Reserve	05/03/90				1,135.94			
Berkeley County Sewer PSD 94-A Revenue	10/05/94	6.750 - 6.750	494,288	361,685	18,591.37	10/33	BNY	S&J
Berkeley County Sewer PSD 94-A Reserve	10/05/94				36,578.41			
Berkeley County Sewer PSD 99-A Revenue	10/28/99	0.000 - 0.000	30,707,296	14,559,490	113,865.71	03/31	DEP	S&J
Berkeley County Sewer PSD 99-A Reserve	10/28/99				1,064,563.53			
Berkeley County PSD 01-A Water Revenue	10/25/01	5.800 - 5.800	2,010,000	1,654,625	63,578.04	10/39	BNY	S&J
Berkeley County PSD 01-A Water Reserve	10/25/01				0			
Berkeley County PSD 03-C Water Revenue	05/15/03	5.000 - 5.000	2,430,000	1,128,281	134,172.31	10/23	BNY	S&J
Berkeley County PSD 03-C Water Reserve	05/15/03				195,376.88			
Berkeley County PSD 12-A Water Revenue	12/20/12	1.000 - 2.375	7,425,000	5,075,000	265,879.89	12/24	DTC	S&J
Berkeley County PSD 12-A Water Reserve	12/20/12				743,973.17			
Berkeley County PSD 12-B Water Revenue	12/20/12	1.000 - 3.250	7,800,000	7,700,000	56,383.93	12/32	DTC	S&J
Berkeley County PSD 12-B Water Reserve	12/20/12				740,463.22			
Berkeley County PSD 13-A Water Refunding Revenue	12/30/13	2.000 - 4.500	9,900,000	9,825,000	80,165.62	12/33	DTC	S&J
Berkeley County PSD 13-A Water Refunding Reserve	12/30/13				0			
Berkeley County PSD 13-B Water Refunding Revenue	12/30/13	1.400 - 3.950	2,875,000	1,600,000	304,840.90	12/20	DTC	S&J
Berkeley County PSD 13-B Water Refunding Reserve	12/30/13				288,474.49			
Berkeley County PSD 15-A Water Refunding Revenue	06/01/15	2.000 - 3.250	9,575,000	9,300,000	75,517.02	12/36	DTC	S&J
Berkeley County PSD 15-A Water Refunding Reserve	02/26/15				0			
Berkeley County PSD 15-B Water Refunding Revenue	02/26/15	2.000 - 2.000	525,000	265,000	87,251.51	12/18	DTC	S&J

ACCOUNT NAME	ISSUE DATE	INTEREST RATE	ORIGINAL ISSUE	OUTSTANDING 6/30/2017	ACCT BALANCE 6/30/2017	LAST DEBT	PAYING AGENT	BOND COUNSEL
Berkeley County PSD 15-B Water Refunding Reserve	02/26/15				0			
Berkeley County PSD 15-C Water Refunding Revenue	10/01/15	0.600 - 3.700	9,910,000	9,860,000	91,617.23	12/37	DTC	S&J
Berkeley County PSD 15-C Water Refunding Reserve	10/01/15				0			
Berkeley County PSD 15-D Water Refunding Revenue	10/01/15	2.000 - 3.000	2,150,000	2,130,000	53,319.32	12/25	DTC	S&J
Berkeley County PSD 15-D Water Refunding Reserve	10/01/15				0			
Berkeley County PSD 15-E Water Refunding Revenue	12/01/15	2.000 - 3.000	5,460,000	5,460,000	446,606.22	12/28	DTC	S&J
Berkeley County PSD 15-E Water Refunding Reserve	12/01/15				0			
Berkeley County PSD 16-A Water Revenue	07/20/16	3.000 - 3.000	5,213,278	2,559,467	0	06/39	UNB	S&J
Berkeley County PSD 16-A Water Reserve	07/20/16				0			
Berkeley County (Hedgesville 93-B) PSD 93-C Water Revenue	03/08/93	0.000 - 0.000	17,629	6,780	832.78	10/31	BNY	BR
Berkeley County (Hedgesville 93B) PSD 93C W Reserve	03/08/93				455.21			
Berkeley County (Opequon 93) PSD 93-D Water Revenue	07/29/93	6.750 - 6.750	10,257,957	7,463,019	384,759.41	04/33	BNY	BR
Berkeley County (Opequon 93) PSD 93-D W Reserve	07/29/93				110,000.00			
Berkeley County (Hedgesville 93-A) PSD 93-B Water Revenue	03/08/93	7.750 - 7.750	528,871	376,753	22,120.42	10/31	BNY	BR
Berkeley County (Hedgesville 93A) PSD 93B W Reserve	03/08/93				43,433.00			
Berkeley County (Hedgesville 96) PSD 96 Water Revenue	08/06/96	6.250 - 6.250	677,158	511,203	23,589.43	10/35	BNY	BR
Berkeley County (Hedgesville 96) PSD 96 W Reserve	08/06/96				0			
Bethany 05-A Sewer Revenue	02/22/05	3.000 - 3.000	1,250,000	655,202	8,172.77	06/26	UNB	S&J
Bethany 05-A Sewer Reserve	02/22/05				84,314.27			
Bethany 09-A Sewer Reserve	06/19/09				16,549.69			
Beverly 01-A Sewer Revenue	09/11/01	0.000 - 0.000	300,000	147,500	1,002.21	03/32	DEP	S&J
Beverly 01-A Sewer Reserve	09/11/01				10,084.87			
Beverly 82-B Sewer Revenue	10/28/82	0.000 - 0.000	86,500	7,013	1,949.43	10/19	BNY	S&J
Beverly 97-A Sewer Revenue	08/28/97	0.000 - 0.000	248,258	126,501	6,490.11	06/37	UNB	S&J
Beverly 97-A Sewer Reserve	08/28/97				6,379.22			
Beverly 12-A Water Revenue	08/29/12	0.000 - 0.000	3,800,000	3,388,329	12,247.11	03/44	BPH	S&J

ACCOUNT NAME	ISSUE DATE	INTEREST RATE	ORIGINAL ISSUE	OUTSTANDING 6/30/2017	ACCT BALANCE 6/30/2017	LAST DEBT	PAYING AGENT	BOND COUNSEL
Beverly 12-A Water Reserve	08/29/12				42,376.75			
Big Bend PSD 98 Sewer Revenue	05/13/98	0.000 - 0.000	208,920	110,448	899	03/38	UNB	JTP
Big Bend PSD 98 Sewer Reserve	05/13/98				5,370.05			
Big Bend PSD 13-A Water Reserve	06/17/13				3,893.29			
Bingamon PSD 05-A Water Reserve	08/24/05				22,473.85			
Birch River PSD 09-A Water Reserve	10/19/09				19,010.66			
Birch River PSD 14-A Water Reserve	12/22/14				543.08			
Bluefield 00-A Sewer Revenue	07/13/00	0.000 - 0.000	307,000	57,555	1,744.76	03/21	DEP	VLF
Bluefield 00-A Sewer Reserve	07/13/00				15,460.47			
Bluefield 04 Sewer Refunding Revenue	12/01/04	3.250 - 4.200	3,175,000	370,000	56,006.17	07/17	DTC	S&J
Bluefield 04 Sewer Refunding Reserve	12/01/04				392,499.03			
Bluefield 13-A Sewer Revenue	06/27/13	0.500 - 0.500	1,358,924	1,232,014	4,899.75	06/44	DEP	S&J
Bluefield 13-A Sewer Reserve	06/27/13				15,113.68			
Bluefield 99-A (Series 98-A) Sewer Revenue	05/20/99	0.000 - 0.000	1,116,645	223,328	6,300.23	06/21	DEP	VLF
Bluefield 99-A (Series 98-A) Sewer Reserve	05/20/99				56,226.55			
Bluewell PSD 00 Water Revenue	08/29/00	0.000 - 0.000	1,275,000	605,625	8,838.67	09/31	BPH	S&J
Bluewell PSD 00 Water Reserve	08/29/00				42,733.61			
Bluewell PSD 04 Water Reserve	06/30/04				36,481.23			
Bluewell PSD 05-A Water Reserve	04/13/05				19,172.18			
Bluewell PSD 05-B Water Reserve	04/13/05				671.52			
Bluewell PSD 10-A Water Revenue	01/29/10	3.970 - 3.970	300,000	91,953	6,100.93	02/20	BBT Govment	S&J
Bluewell PSD 10-A Water Reserve	01/31/10				36,595.78			
Boone County (Danville) PSD 93-A Sewer Revenue	07/30/93	6.750 - 6.750	4,384,319	3,189,744	172,220.74	04/33	BNY	S&J
Boone County (Danville) PSD 93-A Sewer Reserve	07/30/93				321,945.17			
Boone County PSD 08-A Sewer Revenue	04/16/08	0.000 - 0.000	1,200,000	958,417	5,184.20	03/48	UNB	S&J
Boone County PSD 08-A Sewer Reserve	04/16/08				31,392.04			

ACCOUNT NAME	ISSUE DATE	INTEREST RATE	ORIGINAL ISSUE	OUTSTANDING 6/30/2017	ACCT BALANCE 6/30/2017	LAST DEBT	PAYING AGENT	BOND COUNSEL
Boone County PSD 00-A Water Revenue	04/26/00	0.000 - 0.000	2,130,000	994,000	6,858.29	06/31	BPH	S&J
Boone County PSD 00-A Water Reserve	04/26/00				0			
Boone County PSD 00-B Water Revenue	04/26/00	0.000 - 0.000	4,909,161	2,882,152	10,562.72	03/40	UNB	S&J
Boone County PSD 00-B Water Reserve	04/26/00				0			
Boone County PSD 10-A Water Revenue	10/14/10	0.000 - 0.000	1,062,000	917,169	2,326.39	09/50	UNB	S&J
Boone County PSD 10-A Water Reserve	10/14/10				0			
Boone-Raleigh PSD 94-A Sewer Revenue	07/20/94	6.750 - 6.750	1,543,981	1,129,776	38,004.63	10/33	BNY	JK
Boone-Raleigh PSD 94-A Sewer Reserve	07/20/94				113,721.63			
Bradley PSD 02-A Sewer Revenue	06/25/02	0.000 - 0.000	293,000	153,806	2,134.89	03/33	DEP	G&G
Bradley PSD 02-A Sewer Reserve	06/25/02				9,818.60			
Bradley PSD 05-A Sewer Refunding Revenue	01/14/05	0.000 - 0.000	6,192,677	3,973,634	18,502.77	09/36	DEP	G&G
Bradley PSD 05-A Sewer Refunding Reserve	01/14/05				206,424.00			
Bradley PSD 17-A Sewer Refunding Revenue	06/08/17	2.400 - 3.500	2,640,000	2,640,000	165.08	03/33	DTC	S&J
Bradley PSD 17-A Sewer Refunding Reserve	06/06/17				218,738.78			
Bradshaw 93-A Sewer Revenue	03/31/93	7.750 - 7.750	245,806	175,104	13,270.99	10/31	BNY	S&J
Bradshaw 93-A Sewer Reserve	03/31/93				20,200.19			
Bradshaw 93-B Sewer Revenue	03/31/93	0.000 - 0.000	8,194	3,152	199.4	10/31	BNY	S&J
Bradshaw 93-B Sewer Reserve	03/31/93				231.1			
Branchland/Midkiff PSD 09-A Water Revenue	06/24/09	0.000 - 0.000	4,100,000	3,385,796	8,911.52	06/49	UNB	S&J
Branchland/Midkiff PSD 09-A Water Reserve	06/24/09				106,376.75			
Branchland/Midkiff PSD 11-A Water Revenue	12/22/11	0.000 - 0.000	1,247,000	1,117,432	2,728.11	12/51	UNB	S&J
Branchland/Midkiff PSD 11-A Water Reserve	12/22/11				32,567.29			
Branchland/Midkiff PSD 98 Water Revenue	07/29/98	0.000 - 0.000	1,280,000	693,678	2,782.73	06/38	UNB	G&G
Branchland/Midkiff PSD 98 Water Reserve	07/29/98				33,209.85			
Braxton County Schools 08 Escrow	09/30/08	3.250 - 5.250	16,100,000	11,455,000	5,402.85	05/29	DTC	BR
Braxton County Schools 16 Refunding GO	06/30/16	2.000 - 5.000	11,860,000	11,085,000	229,652.19	05/29	DTC	BRM

ACCOUNT NAME	ISSUE DATE	INTEREST RATE	ORIGINAL ISSUE	OUTSTANDING 6/30/2017	ACCT BALANCE 6/30/2017	LAST DEBT	PAYING AGENT	BOND COUNSEL
Brooke County PSD 03-A Sewer Revenue	10/10/03	0.000 - 0.000	606,211	356,491	4,612.03	03/35	DEP	BR
Brooke County PSD 03-A Sewer Reserve	10/10/03				28,141.76			
Brooke County PSD 10-A Sewer Revenue	03/18/10	0.000 - 0.000	2,517,800	2,169,935	5,581.10	03/50	UNB	S&J
Brooke County PSD 10-A Sewer Reserve	03/18/10				35,511.86			
Brooke County PSD 15-A Sewer Revenue	06/02/15	1.000 - 1.000	1,000,000	985,670	3,290.37	12/46	UNB	S&J
Brooke County PSD 15-A Sewer Reserve	06/02/15				2,256.33			
Brooke County PSD 97-A Sewer Revenue	12/09/97	0.000 - 0.000	450,000	39,873	4,679.86	03/19	DEP	JK
Brooke County PSD 97-A Sewer Reserve	12/09/97				29,598.27			
Brooke County PSD 97-B Sewer Revenue	12/09/97	0.000 - 0.000	2,163,971	1,152,244	10,240.97	12/37	UNB	JK
Brooke County PSD 97-B Sewer Reserve	12/09/97				72,626.24			
Brooke County PSD 97-C Sewer Revenue	12/09/97	1.000 - 1.000	450,000	450,000	0	12/37	UNB	JK
Brooke County PSD 97-C Sewer Reserve	12/09/97				26,422.12			
Brooke County PSD 03-A Water Revenue	10/10/03	0.000 - 0.000	764,000	514,231	1,915.62	09/43	UNB	BR
Brooke County PSD 03-A Water Reserve	10/10/03				20,214.68			
Brooke County Schools 15 GO	05/05/15	2.000 - 4.000	15,000,000	13,465,000	143,523.02	06/30	DTC	S&J
Brooke County Schools 15 GO Surplus Collections	05/05/15				191,661.36			
Brooke County Schools 83 GO Bank Fee	02/01/83				333.03			
Buckhannon 09-A Sewer Refunding Revenue	04/23/09	4.230 - 4.230	2,004,608	1,190,326	28,451.34	10/25	BBT Govment	JK
Buckhannon 86-B Sewer Revenue	03/12/86	0.000 - 0.000	1,081,160	243,261	53,738.17	10/25	BNY	VLF
Buckhannon 86-B Sewer Reserve	03/12/86				51,909.33			
Buckhannon 16-A Water Revenue	02/18/16	1.500 - 4.000	3,755,000	3,755,000	90,292.55	03/36	DTC	VLF
Buckhannon 16-A Water Reserve	02/18/16				272,156.15			
Buffalo Creek PSD 15-A Sewer Reserve	03/06/15				3,797.32			
Buffalo Creek PSD 15-B Sewer Reserve	03/06/15				883.53			
Buffalo Creek PSD 90-A Sewer Revenue	07/24/90	8.100 - 8.100	438,497	294,452	16,181.51	10/29	BNY	S&J
Buffalo Creek PSD 90-A Sewer Reserve	07/24/90				37,592.80			

ACCOUNT NAME	ISSUE DATE	INTEREST RATE	ORIGINAL ISSUE	OUTSTANDING 6/30/2017	ACCT BALANCE 6/30/2017	LAST DEBT	PAYING AGENT	BOND COUNSEL
Buffalo Creek PSD 98-A Sewer Revenue	10/22/98	2.000 - 2.000	1,797,894	265,861	14,128.43	12/19	DEP	JK
Buffalo Creek PSD 98-A Sewer Reserve	10/22/98				109,660.13			
Buffalo 10-A Sewer Revenue	11/09/10	0.000 - 0.000	440,312	386,702	695.68	12/37	UNB	S&J
Buffalo 10-A Sewer Reserve	11/09/10				33,777.33			
Buffalo 90-A Sewer Revenue	09/06/90	8.100 - 8.100	280,168	188,135	11,090.62	10/29	BNY	JK
Buffalo 90-A Sewer Reserve	09/06/90				23,998.50			
Buffalo 90-B Sewer Revenue	09/06/90	0.000 - 0.000	12,652	4,328	391.05	10/29	BNY	JK
Buffalo 90-B Sewer Reserve	09/06/90				517.51			
Buffalo 90-C Sewer Reserve	09/06/90				28,027.55			
Buffalo 97-B Lot 2 Sewer Revenue	12/04/97	0.000 - 0.000	768,395	406,506	3,375.31	12/37	UNB	S&J
Buffalo 97-A Sewer Revenue	12/04/97	0.000 - 0.000	600,000	52,500	3,712.72	03/19	DEP	S&J
Buffalo 97-A Sewer Reserve	12/04/97				31,202.44			
Buffalo 97-B Sewer Revenue	12/04/97	0.000 - 0.000	1,263,797	668,589	3,665.32	12/37	UNB	S&J
Buffalo 97-B Sewer Reserve	12/04/97				54,559.34			
Buffalo 97-C Sewer Revenue	12/04/97	0.000 - 0.000	600,000	600,000	2,237.09	12/37	UNB	S&J
Buffalo 97-C Sewer Reserve	12/04/97				32,050.70			
Burnsville 15-A Water Revenue	11/20/15	1.000 - 1.000	2,410,063	2,236,082	6,339.72	09/55	UNB	S&J
Burnsville 15-A Water Reserve	11/20/15				632.51			
Cabell County Schools 15 Refunding GO	10/06/15	2.000 - 5.000	29,120,000	19,855,000	584,574.16	05/21	DTC	S&J
Cabell County Schools 15 Refunding GO Sur Col	10/06/15				1,503,474.96			
Calhoun County Schools 11 GO	07/21/11	3.250 - 4.200	3,560,000	2,850,000	237,451.33	06/31	DTC	G&G
Camden-on-Gauley 97-B Sewer Revenue	08/28/97	0.000 - 0.000	555,400	286,658	18	06/37	UNB	JK
Camden-on-Gauley 97-B Sewer Reserve	08/28/97				14,332.56			
Camden-on-Gauley 13-A Water Revenue	05/24/13	0.000 - 0.000	880,500	792,444	2,846.31	06/44	BPH	S&J
Camden-on-Gauley 13-A Water Reserve	05/24/13				47,438.24			
Cameron 00-A Sewer Revenue	07/13/00	0.000 - 0.000	2,530,188	1,531,428	11,076.29	06/40	UNB	S&J

ACCOUNT NAME	ISSUE DATE	INTEREST RATE	ORIGINAL ISSUE	OUTSTANDING 6/30/2017	ACCT BALANCE 6/30/2017	LAST DEBT	PAYING AGENT	BOND COUNSEL
Cameron 00-A Sewer Reserve	07/13/00				66,785.45			
Cameron 97-A Sewer System Design Revenue	11/13/97	0.000 - 0.000	450,000	16,875	4,121.63	03/18	DEP	S&J
Cameron 97-A Sewer System Design Reserve	11/13/97				22,562.81			
Canaan Valley PSD 10-A Sewer Revenue	01/22/10	0.000 - 0.000	2,965,216	2,536,040	6,580.75	12/49	DEP	S&J
Canaan Valley PSD 10-A Sewer Reserve	01/22/10				43,801.03			
Capon Bridge 13-A Water Revenue	10/02/13	0.000 - 0.000	1,989,000	1,856,400	6,446.51	06/45	BPH	S&J
Capon Bridge 13-A Water Reserve	10/02/13				152,196.72			
Carpendale 91-A Sewer Revenue	10/10/91	7.750 - 7.750	968,298	689,788	45,698.56	10/31	BNY	S&J
Carpendale 91-A Sewer Reserve	10/10/91				79,572.72			
Carpendale 91-B Sewer Revenue	10/10/91	0.000 - 0.000	32,277	12,414	907.53	10/31	BNY	S&J
Carpendale 91-B Sewer Reserve	10/10/91				956.26			
Carpendale 94 Water Revenue	04/22/94	6.750 - 6.750	801,000	582,755	33,918.00	10/33	BNY	S&J
Carpendale 94 Water Reserve	04/22/94				58,813.53			
Cedar Grove 02 Sewer Revenue	07/31/02	0.000 - 0.000	1,500,000	800,000	6,409.37	06/33	DEP	S&J
Cedar Grove 02 Sewer Reserve	07/31/02				50,284.22			
Cedar Grove 94 Sewer Revenue	09/02/94	6.750 - 6.750	222,000	162,444	8,837.30	10/33	BNY	JK
Cedar Grove 94 Sewer Reserve	09/02/94				16,449.64			
Cedar Grove 81 (Series 79) Water Revenue	04/01/81	5.000 - 5.000	535,000	113,065	9,791.03	04/21	GMAC-CPLT1:B1T	JK
Cedar Grove 81 (Series 79) Water Reserve	04/01/81				31,671.55			
Cedar Grove 81 (Series 79) Water R&R	04/01/81				1,654.62			
Center PSD 05-A Sewer Revenue	08/30/05	0.000 - 0.000	197,500	141,795	1,137.44	06/45	UNB	S&J
Center PSD 05-A Sewer Reserve	08/30/05				5,070.01			
Center PSD 89-A Sewer Revenue	11/22/89	8.400 - 8.400	1,415,213	960,602	55,000.39	10/29	BNY	S&J
Center PSD 89-A Sewer Reserve	11/22/89				124,362.42			
Center PSD 89-B Sewer Revenue	11/22/89	0.000 - 0.000	209,787	69,929	4,034.36	10/29	BNY	S&J
Center PSD 89-B Sewer Reserve	11/22/89				5,385.98			

ACCOUNT NAME	ISSUE DATE	INTEREST RATE	ORIGINAL ISSUE	OUTSTANDING 6/30/2017	ACCT BALANCE 6/30/2017	LAST DEBT	PAYING AGENT	BOND COUNSEL
Central Boaz PSD 88-A Sewer Revenue	05/19/88	9.000 - 9.000	692,181	415,514	35,218.94	10/26	BNY	BR
Central Boaz PSD 88-A Sewer Reserve	05/19/88				65,006.50			
Central Boaz PSD 88-B Sewer Revenue	05/19/88	0.000 - 0.000	248,215	65,320	5,449.65	10/26	BNY	BR
Central Boaz PSD 88-B Sewer Reserve	05/19/88				6,555.77			
Central Boaz PSD 12-A Water Reserve	06/27/12				19,737.42			
Central Boaz PSD 12-B Water Reserve	06/27/12				1,691.74			
Central Hampshire PSD 05-A Sewer Revenue	03/11/05	0.000 - 0.000	1,725,000	1,725,000	0	03/39	UNB	S&J
Central Hampshire PSD 05-A Sewer Reserve	03/11/05				0			
Central Hampshire PSD 05-B Sewer Revenue	03/11/05	0.000 - 0.000	1,599,500	1,362,736	1,793.64	03/39	UNB	S&J
Central Hampshire PSD 05-B Sewer Reserve	03/11/05				25,614.94			
Central Hampshire PSD 05-C Sewer Revenue	03/11/05	0.000 - 0.000	220,203	157,694	473.86	03/45	UNB	S&J
Central Hampshire PSD 05-C Sewer Reserve	03/11/05				5,690.65			
Central Hampshire PSD 99-A Sewer Revenue	04/27/99	0.000 - 0.000	2,836,000	460,850	13,013.37	09/20	DEP	S&J
Central Hampshire PSD 99-A Sewer Reserve	04/27/99				141,823.04			
Central Hampshire PSD 06-A Water Reserve	06/30/06				86,044.68			
Central Hampshire PSD (GSV) 06-B Water Reserve	06/30/06				29,415.38			
Central Hampshire PSD (GSV) 06-A Water Reserve	06/29/06				34,419.37			
Century-Volga PSD 03-A Water Reserve	06/13/03				13,082.51			
Century-Volga PSD 09-A Water Revenue	12/22/09	0.000 - 0.000	700,000	590,896	3,018.72	12/49	UNB	S&J
Century-Volga PSD 09-A Water Reserve	12/22/09				18,356.56			
Ceredo 11-A Sewer Revenue	03/02/11	0.000 - 0.000	534,900	462,891	2,408.82	03/51	DEP	S&J
Ceredo 11-A Sewer Reserve	03/02/11				8,617.90			
Ceredo 91-A Sewer Revenue	07/10/91	8.100 - 8.100	618,069	415,039	30,155.19	10/29	BNY	JK
Ceredo 91-A Sewer Reserve	07/10/91				52,940.50			
Ceredo 91-B Sewer Revenue	07/10/91	0.000 - 0.000	27,906	9,547	1,892.78	10/29	BNY	JK
Ceredo 91-B Sewer Reserve	07/10/91				882.52			

ACCOUNT NAME	ISSUE DATE	INTEREST RATE	ORIGINAL ISSUE	OUTSTANDING 6/30/2017	ACCT BALANCE 6/30/2017	LAST DEBT	PAYING AGENT	BOND COUNSEL
Ceredo 07-A Water Revenue	06/14/07	0.000 - 0.000	2,700,000	1,957,500	17,394.85	03/39	BPH	S&J
Ceredo 07-A Water Reserve	06/14/07				90,507.01			
Chapmanville 13-A Water & Sewer Revenue	12/12/13	0.000 - 0.000	400,000	374,350	951.99	12/53	DEP	JK
Chapmanville 13-A Water & Sewer Reserve	12/12/13				2,661.08			
Chapmanville 14-A Water & Sewer Revenue	05/22/14	0.500 - 0.500	1,505,000	1,434,988	4,893.51	12/45	BPH	JK
Chapmanville 14-A Water & Sewer Reserve	05/22/14				8,585.43			
Chapmanville 86-B Water & Sewer Revenue	03/25/86	0.000 - 0.000	99,740	22,442	5,827.63	10/25	BNY	JK
Chapmanville 86-B Water & Sewer Reserve	03/25/86				3,807.17			
Chapmanville 99-A Water & Sewer Revenue	08/24/99	0.000 - 0.000	140,000	21,000	796.39	06/20	DEP	JK
Chapmanville 99-A Water & Sewer Reserve	08/24/99				7,620.98			
Charles Town 00-A Water & Sewer Revenue	06/22/00	2.000 - 2.000	3,163,781	825,668	17,800.50	12/21	DEP	S&J
Charles Town 00-A Water & Sewer Reserve	06/22/00				192,827.33			
Charles Town 02-A Water & Sewer Revenue	08/22/02	5.800 - 5.800	1,100,000	912,554	28,364.37	10/39	BNY	S&J
Charles Town 02-A Water & Sewer Reserve	08/22/02				73,037.82			
Charles Town 02-B Water & Sewer Revenue	08/22/02	0.000 - 0.000	3,600,000	2,337,662	7,945.69	06/42	UNB	S&J
Charles Town 02-B Water & Sewer Reserve	08/22/02				94,115.53			
Charles Town 10-A Water & Sewer Revenue	01/13/10	2.000 - 2.000	912,458	665,343	4,714.60	03/31	BPH	S&J
Charles Town 10-A Water & Sewer Reserve	01/13/10				35,314.34			
Charles Town 10-B Water & Sewer Revenue	01/13/10	2.000 - 2.000	100,000	72,917	516.07	03/31	BPH	S&J
Charles Town 10-B Water & Sewer Reserve	01/13/10				3,871.82			
Charles Town 10-C Water & Sewer Revenue	12/02/10	0.000 - 0.000	1,250,000	999,992	3,808.34	06/41	DEP	S&J
Charles Town 10-C Water & Sewer Reserve	12/02/10				25,599.43			
Charles Town 10-D Water & Sewer Revenue	12/02/10	0.000 - 0.000	500,000	399,992	1,523.68	06/41	DEP	S&J
Charles Town 10-D Water & Sewer Reserve	12/02/10				10,193.76			
Charles Town 11-A Water & Sewer Revenue	07/22/11	0.000 - 0.000	13,147,192	6,008,949	22,623.26	06/41	DEP	S&J
Charles Town 11-A Water & Sewer Reserve	07/22/11				109,826.68			

ACCOUNT NAME	ISSUE DATE	INTEREST RATE	ORIGINAL ISSUE	OUTSTANDING 6/30/2017	ACCT BALANCE 6/30/2017	LAST DEBT	PAYING AGENT	BOND COUNSEL
Charles Town 13-A Water & Sewer Revenue	06/27/13	0.500 - 0.500	591,977	541,331	2,763.40	09/44	DEP	S&J
Charles Town 13-A Water & Sewer Reserve	06/27/13				6,049.07			
Charles Town 13-B Water & Sewer Revenue	10/01/13	3.000 - 5.300	2,970,000	2,810,000	79,652.76	10/43	DTC	S&J
Charles Town 13-B Water & Sewer Reserve	10/01/13				194,962.63			
Charles Town 14-A Water & Sewer Revenue	06/18/14	0.500 - 0.500	4,058,900	3,901,648	16,020.25	03/46	DEP	S&J
Charles Town 14-A Water & Sewer Reserve	06/18/14				19,491.23			
Charles Town 14-C Water & Sewer Revenue	10/31/14	2.500 - 4.750	820,000	755,000	23,773.66	12/32	DTC	S&J
Charles Town 14-C Water & Sewer Reserve	10/31/14				69,910.64			
Charles Town 14-D Water & Sewer Revenue	10/31/14	3.000 - 5.000	1,445,000	1,225,000	15,987.98	06/28	DTC	S&J
Charles Town 14-D Water & Sewer Reserve	10/31/14				145,306.68			
Charles Town 14-E Water & Sewer Revenue	10/31/14	1.500 - 3.400	1,425,000	1,155,000	15,750.54	06/26	DTC	S&J
Charles Town 14-E Water & Sewer Reserve	10/31/14				143,257.34			
Charles Town 15-A Water & Sewer Refunding Revenue	11/19/15	1.500 - 3.500	2,750,000	2,620,000	90,523.63	12/32	DTC	S&J
Charles Town 15-B Water & Sewer Refunding Revenue	11/19/15	1.500 - 4.000	4,355,000	4,060,000	269,669.88	10/28	DTC	S&J
Charles Town 15-B Water & Sewer Refunding Reserve	11/19/15				0			
Charles Town 16-A Water & Sewer Revenue	03/17/16	1.600 - 4.500	7,695,000	7,555,000	143,784.85	03/46	DTC	S&J
Charles Town 16-A Water & Sewer Reserve	03/17/16				0			
Charles Town 16-B Water & Sewer Revenue	08/18/16	1.500 - 4.000	3,895,000	3,895,000	10,694.59	06/46	DTC	S&J
Charles Town 16-B Water & Sewer Reserve	08/18/16				0			
Charles Town 87-B Water & Sewer Revenue	11/18/87	0.000 - 0.000	413,629	108,850	8,276.90	10/26	BNY	S&J
Charles Town 87-B Water & Sewer Reserve	11/18/87				10,958.17			
Charles Town 88-B (B2) Water & Sewer Revenue	05/20/88	0.000 - 0.000	558,000	171,684	10,848.27	10/28	BNY	S&J
Charles Town 88-B (B2) Water & Sewer Reserve	05/20/88				14,403.54			
Charles Town 88-B (B1) Water & Sewer Revenue	05/04/88	0.000 - 0.000	295,916	91,040	5,771.43	10/28	BNY	S&J
Charles Town 88-B (B1) Water & Sewer Reserve	05/04/88				7,637.07			
Charles Town 89-B Water & Sewer Revenue	04/13/89	0.000 - 0.000	117,480	39,160	2,274.50	10/29	BNY	S&J

ACCOUNT NAME	ISSUE DATE	INTEREST RATE	ORIGINAL ISSUE	OUTSTANDING 6/30/2017	ACCT BALANCE 6/30/2017	LAST DEBT	PAYING AGENT	BOND COUNSEL
Charles Town 89-B Water & Sewer Reserve	04/13/89				3,032.37			
Charles Town 98 Water & Sewer Design Revenue	09/29/98	2.000 - 2.000	437,601	58,383	2,460.36	09/19	DEP	S&J
Charles Town 98 Water & Sewer Design Reserve	09/29/98				26,671.13			
Charleston 01-A Sewer Revenue	02/22/01	2.000 - 2.000	1,111,357	320,685	18,045.81	06/22	DEP	JK
Charleston 01-A Sewer Reserve	02/22/01				67,950.34			
Charleston 01-B Sewer Revenue	05/22/01	7.850 - 7.850	823,741	580,157	43,903.51	10/29	BNY	JK
Charleston 01-B Sewer Reserve	05/22/01				73,156.56			
Charleston 01-C Sewer Revenue	05/22/01	0.000 - 0.000	30,491	13,668	1,158.65	10/29	BNY	JK
Charleston 01-C Sewer Reserve	05/22/01				1,349.79			
Charleston 04-A Sewer Revenue	03/23/04	2.000 - 2.000	9,835,120	4,409,699	92,947.56	06/25	DEP	JK
Charleston 04-A Sewer Reserve	03/23/04				600,793.71			
Charleston 05-B2 Sewer Revenue	05/05/05	2.000 - 2.000	334,771	167,110	14,714.21	10/25	BBT/WDA	JK
Charleston 05-A Sewer Revenue	05/05/05	5.050 - 5.050	36,617,310	31,968,194	902,393.19	10/44	BNY	JK
Charleston 05-A Sewer Reserve	05/05/05				2,168,024.51			
Charleston 05-B1 Sewer Revenue	05/05/05	2.000 - 2.000	1,822,690	1,441,837	39,265.67	10/44	BBT/WDA	JK
Charleston 08-A Sewer Revenue	06/26/08	2.000 - 2.000	9,000,000	6,143,611	54,363.56	03/30	DEP	JK
Charleston 08-A Sewer Reserve	06/26/08				549,778.42			
Charleston 11-A Sewer Revenue	12/13/11	2.000 - 2.000	25,877,009	21,777,399	148,822.97	09/33	DEP	JK
Charleston 11-A Sewer Reserve	12/13/11				1,580,737.91			
Charleston 13-A Sewer Revenue	03/27/13	0.000 - 0.000	9,799,296	8,057,292	51,418.60	06/31	DEP	JK
Charleston 13-A Sewer Reserve	03/27/13				584,034.84			
Charleston 16-A Sewer Revenue	09/22/16	1.550 - 4.000	13,145,000	13,145,000	569,934.72	07/36	DTC	JK
Charleston 89-A Sewer Revenue	03/21/89	8.400 - 8.400	1,912,194	1,297,937	99,086.49	10/29	BNY	JK
Charleston 89-A Sewer Reserve	03/21/89				168,689.65			
Charleston 89-B Sewer Revenue	03/21/89	0.000 - 0.000	283,458	94,486	7,556.16	10/29	BNY	JK
Charleston 89-B Sewer Reserve	03/21/89				7,380.06			

ACCOUNT NAME	ISSUE DATE	INTEREST RATE	ORIGINAL ISSUE	OUTSTANDING 6/30/2017	ACCT BALANCE 6/30/2017	LAST DEBT	PAYING AGENT	BOND COUNSEL
Charleston 89-C Sewer Revenue	11/21/89	8.400 - 8.400	829,856	563,280	43,081.01	10/29	BNY	JK
Charleston 89-C Sewer Reserve	11/21/89				73,200.42			
Charleston 89-D Sewer Revenue	11/21/89	0.000 - 0.000	123,015	41,005	3,291.04	10/29	BNY	JK
Charleston 89-D Sewer Reserve	11/21/89				4,211.42			
Charleston 96-A Sewer Revenue	10/09/96	2.000 - 2.000	2,671,058	120,569	43,328.81	03/18	DEP	JK
Charleston 96-A Sewer Reserve	10/09/96				163,164.70			
Charleston 96-B Sewer Revenue	11/26/96	2.000 - 2.000	395,299	5,977	6,411.96	09/17	DEP	JK
Charleston 96-B Sewer Reserve	11/26/96				24,147.46			
Charleston 97-A Sewer Revenue	07/22/97	2.000 - 2.000	732,688	43,987	11,928.61	06/18	DEP	JK
Charleston 97-A Sewer Reserve	07/22/97				44,797.69			
Charleston 97-B Sewer Revenue	10/07/97	2.000 - 2.000	5,237,584	546,192	84,961.37	03/19	DEP	JK
Charleston 97-B Sewer Reserve	10/07/97				319,945.42			
Charleston 98-A Sewer Revenue	12/10/98	2.000 - 2.000	994,537	118,236	16,146.55	06/19	DEP	JK
Charleston 98-A Sewer Reserve	12/10/98				60,805.00			
Charleston 99-A Sewer Revenue	06/22/99	8.380 - 8.380	686,229	423,874	41,090.33	10/26	BNY	JK
Charleston 99-A Sewer Reserve	06/22/99				64,574.90			
Charleston 99-B Sewer Revenue	06/22/99	0.000 - 0.000	132,072	47,169	5,049.43	10/26	BNY	JK
Charleston 99-B Sewer Reserve	06/22/99				6,192.28			
Chas-Kanawha County Reg Devel Auth 00-A Water Revenue	01/27/00	4.350 - 6.375	8,705,000	7,045,000	94,882.44	06/39	BNY	VLF
Chas-Kanawha County Reg Devel Auth 05-A Water Reserve	06/28/05				36,258.80			
Chas-Kanawha County Reg Devel Auth 09-A Water Reserve	04/16/09				22,901.40			
Chas-Kanawha County Reg Devel Auth 09-B Water Revenue	06/29/09	0.000 - 0.000	167,300	122,413	522.73	12/48	UNB	S&J
Chas-Kanawha County Reg Devel Auth 09-B Water Reserve	06/29/09				0			
Charleston 09-A Civic Center Imp Revenue	12/17/09	3.000 - 4.400	3,275,000	2,015,000	140,376.63	12/24	DTC	JK
Charleston 98 Civic Center Imp Revenue	09/01/98	4.600 - 5.100	3,635,000	1,480,000	195,957.80	09/23	DTC	G&G
Chester 88-A Water & Sewer Revenue	07/06/88	9.000 - 9.000	1,133,851	757,001	54,182.79	10/28	BNY	S&J

ACCOUNT NAME	ISSUE DATE	INTEREST RATE	ORIGINAL ISSUE	OUTSTANDING 6/30/2017	ACCT BALANCE 6/30/2017	LAST DEBT	PAYING AGENT	BOND COUNSEL
Chester 88-A Water & Sewer Reserve	07/06/88				105,856.27			
Chester 88-B Water & Sewer Revenue	07/06/88	0.000 - 0.000	283,463	87,227	6,127.54	10/28	BNY	S&J
Chester 88-B Water & Sewer Reserve	07/06/88				7,309.97			
Chestnut Ridge PSD 14-A Water Revenue	08/12/14	0.000 - 0.000	1,075,000	1,039,865	2,370.02	06/31	UNB	S&J
Chestnut Ridge PSD 14-A Water Reserve	08/12/14				3,758.02			
Chestnut Ridge PSD 95 Water Revenue	10/10/95	6.750 - 6.750	185,000	135,389	7,903.15	10/33	BNY	S&J
Chestnut Ridge PSD 95 Water Reserve	10/10/95				13,666.35			
Clarksburg 09-A Sewer Revenue	07/08/09	0.000 - 0.000	1,000,000	650,000	8,870.07	06/30	DEP	S&J
Clarksburg 09-A Sewer Reserve	07/08/09				50,494.36			
Clarksburg 14-A Sewer Revenue	01/09/14	0.500 - 0.500	12,000,000	11,348,311	48,251.87	09/45	DEP	S&J
Clarksburg 14-A Sewer Reserve	01/09/14				79,286.01			
Clarksburg 96 Sewer Revenue	10/24/96	2.000 - 2.000	6,484,243	389,287	67,776.40	06/18	DEP	S&J
Clarksburg 96 Sewer Reserve	10/24/96				395,204.28			
Clarksburg 01-A Water Revenue	04/23/01	2.000 - 2.000	2,383,850	655,075	27,782.60	03/22	BPH	S&J
Clarksburg 01-A Water Reserve	04/23/01				145,292.24			
Clarksburg 04-A Water Revenue	09/28/04	5.000 - 5.000	1,885,764	978,393	103,832.82	10/24	BNY	S&J
Clarksburg 04-A Water Reserve	09/28/04				151,779.34			
Clarksburg 13-A Water Refunding Revenue	04/26/13	1.000 - 2.200	9,220,000	4,130,000	1,521,277.31	09/19	DTC	S&J
Clarksburg 13-A Water Refunding Reserve	04/26/13				924,431.21			
Clarksburg 14-A Water Revenue	11/06/14	1.500 - 4.500	3,965,000	3,570,000	59,722.57	06/34	DTC	S&J
Clarksburg 14-A Water Reserve	11/06/14				292,770.20			
Clay County PSD 05-A Water Reserve	12/19/05				32,762.80			
Clay County PSD 94-B Water Revenue	10/21/94	6.750 - 6.750	333,000	243,666	14,284.85	10/33	BNY	JK
Clay County PSD 94-B Water Reserve	10/21/94				24,593.90			
Clay 09-A Water & Sewer Reserve	10/16/09				26,243.79			
Clay 09-B Water & Sewer Revenue	10/16/09	0.000 - 0.000	550,000	460,700	1,204.75	09/49	UNB	G&G

ACCOUNT NAME	ISSUE DATE	INTEREST RATE	ORIGINAL ISSUE	OUTSTANDING 6/30/2017	ACCT BALANCE 6/30/2017	LAST DEBT	PAYING AGENT	BOND COUNSEL
Clay 09-B Water & Sewer Reserve	10/16/09				1,670.94			
Clay 98-B Water & Sewer Revenue	03/27/98	0.000 - 0.000	185,000	97,871	1,219.84	12/37	UNB	S&J
Clay 98-B Water & Sewer Reserve	03/27/98				4,810.58			
Clay-Battelle PSD 15-A Water Revenue	07/22/15	2.500 - 2.500	1,500,000	1,485,491	8,349.46	03/37	BPH	S&J
Clay-Battelle PSD 15-A Water Reserve	07/22/15				3,187.12			
Clay-Battelle PSD 15-B Water Revenue	07/22/15	0.500 - 0.500	3,879,958	3,615,280	12,811.00	03/47	BPH	S&J
Clay-Battelle PSD 15-B Water Reserve	07/22/15				4,648.85			
Clay-Roane PSD 04-A Water Revenue	11/12/04	0.000 - 0.000	1,000,000	717,105	2,755.60	09/44	UNB	G&G
Clay-Roane PSD 04-A Water Reserve	11/12/04				27,439.16			
Clay-Roane PSD 04-B Water Reserve	11/12/04				20,055.47			
Clay-Roane PSD 08 Water Reserve	06/26/08				3,045.38			
Clay-Roane PSD 16-A Water Revenue	11/04/16	1.000 - 1.000	497,798	394,580	0	09/56	UNB	S&J
Clay-Roane PSD 16-A Water Reserve	11/04/16				0			
Clay-Roane PSD 82 Water Reserve	09/24/82				11,346.62			
Clay-Roane PSD 90 Water Reserve	11/05/90				26,592.02			
Clay-Roane PSD 97 Water Reserve	04/04/97				2,228.82			
Claywood Park PSD 01 Sewer Revenue	01/04/01	0.000 - 0.000	1,800,000	885,000	0	03/32	DEP	BR
Claywood Park PSD 01 Sewer Reserve	01/04/01				54,936.84			
Claywood Park PSD 08-A Sewer Revenue	10/27/08	0.000 - 0.000	5,500,000	5,084,362	0	12/41	DEP	S&J
Claywood Park PSD 08-A Sewer Reserve	10/27/08				34,503.72			
Claywood Park PSD 08-B Sewer Revenue	10/27/08	0.000 - 0.000	1,500,000	1,225,488	0	09/48	UNB	S&J
Claywood Park PSD 08-B Sewer Reserve	10/27/08				20,837.23			
Claywood Park PSD 09-A Sewer Revenue	06/18/09	0.000 - 0.000	1,027,500	852,910	0	03/49	DEP	S&J
Claywood Park PSD 09-A Sewer Reserve	06/18/09				15,324.76			
Claywood Park PSD 09-C Sewer Revenue	06/18/09	0.000 - 0.000	100,000	82,996	0	03/49	UNB	S&J
Claywood Park PSD 09-C Sewer Reserve	06/18/09				1,492.21			

ACCOUNT NAME	ISSUE DATE	INTEREST RATE	ORIGINAL ISSUE	OUTSTANDING 6/30/2017	ACCT BALANCE 6/30/2017	LAST DEBT	PAYING AGENT	BOND COUNSEL
Claywood Park PSD 15-B Sewer Revenue	02/11/15	0.000 - 0.000	3,040,000	2,995,167	0	12/54	UNB	BRM
Claywood Park PSD 15-B Sewer Reserve	02/11/15				0			
Claywood Park PSD 89-A Sewer Revenue	10/10/89	8.400 - 8.400	2,801,862	1,901,816	64,609.35	10/29	BNY	JK
Claywood Park PSD 89-A Sewer Reserve	10/10/89				245,942.49			
Claywood Park PSD 89-B Sewer Revenue	10/10/89	0.000 - 0.000	415,340	138,447	6,309.62	10/29	BNY	JK
Claywood Park PSD 89-B Sewer Reserve	10/10/89				10,649.72			
Claywood Park PSD 08-A Water Refunding Reserve	05/08/08				112,884.67			
Claywood Park PSD 11-A Water Reserve	04/15/11				51,411.15			
Claywood Park PSD 16-A Water Revenue	06/02/16	0.500 - 0.500	4,343,944	4,025,936	13,936.78	06/47	BPH	BRM
Claywood Park PSD 16-A Water Reserve	06/02/16				1,300.18			
Claywood Park PSD 16-C Water Refunding Revenue	11/10/16	2.000 - 4.000	6,610,000	6,610,000	38,526.09	11/45	DTC	BRM
Claywood Park PSD 16-C&D Water Refunding Reserve	11/10/16				197,617.92			
Claywood Park PSD 16-D Water Refunding Revenue	11/10/16	3.000 - 3.000	260,000	260,000	104,970.92	11/18	DTC	BRM
Claywood Park PSD 16 Water Refunding Revenue	04/22/16	1.000 - 4.750	2,990,000	2,925,000	133,754.51	11/42	DTC	BRM
Claywood Park PSD 16 Water Refunding Reserve	04/22/16				142,227.14			
Clover PSD 01 Water Reserve	03/07/01				12,351.87			
Clover PSD 12 Water Reserve	02/24/12				12,658.89			
Concord University Twin Towers Dorm-Dh 67 R&R	05/01/67				4,728.57			
Cool Ridge-Flat Top PSD 07-A Water Reserve	03/01/07				29,553.30			
Cool Ridge-Flat Top PSD 07-B Water Reserve	03/01/07				48,600.08			
Coons Run PSD 10-A Water Revenue	01/27/10	0.000 - 0.000	1,200,000	950,000	6,216.03	03/41	BPH	S&J
Coons Run PSD 10-A Water Reserve	01/27/10				28,217.48			
Cottageville PSD 16 Sewer Reserve	12/12/16				0			
Cottageville PSD 99 Sewer Revenue	02/24/99	2.000 - 2.000	429,090	81,878	2,915.07	09/20	DEP	G&G
Cottageville PSD 99 Sewer Reserve	02/24/99				26,154.01			
Cottageville PSD 09 Water Reserve	04/03/09				13,572.94			

ACCOUNT NAME	ISSUE DATE	INTEREST RATE	ORIGINAL ISSUE	OUTSTANDING 6/30/2017	ACCT BALANCE 6/30/2017	LAST DEBT	PAYING AGENT	BOND COUNSEL
Cottageville PSD 80 Water Reserve	10/21/80				8,353.55			
Cottageville PSD 80 Water Depreciation	03/21/89				10,803.83			
Cottageville PSD 83 Water Reserve	10/25/83				20,779.37			
Cottageville PSD 83 Water Depreciation	03/15/90				4,668.29			
Cottageville PSD 90-A Water Reserve	03/15/90				44,995.72			
Cottageville PSD 90-A Water Depreciation	10/25/83				2,838.90			
Cottageville PSD 90-B Water Reserve	03/21/89				7,348.68			
Cottageville PSD 90-B Water Depreciation	10/21/80				3,784.69			
Cowen PSD 04-A Water & Sewer Revenue	12/29/04	0.000 - 0.000	400,000	253,333	4,912.22	06/36	BPH	S&J
Cowen PSD 04-A Water & Sewer Reserve	12/29/04				13,370.48			
Cowen PSD 04-B Water & Sewer Revenue	12/29/04	2.000 - 2.000	800,000	399,634	15,887.54	06/26	BPH	S&J
Cowen PSD 04-B Water & Sewer Reserve	12/29/04				48,762.80			
Cowen PSD 13-A Water & Sewer Reserve	03/01/13				14,117.37			
Cowen PSD 13-B Water & Sewer Revenue	06/25/13	0.500 - 0.500	210,000	192,036	1,343.01	09/44	BPH	JK
Cowen PSD 13-B Water & Sewer Reserve	06/25/13				10,331.72			
Cowen PSD 16-A Water & Sewer Revenue	01/21/16	0.500 - 0.500	2,892,500	1,725,269	0	06/48	BPH	JK
Cowen PSD 16-A Water & Sewer Reserve	01/21/16				0			
Crab Orchard-MacArthur PSD 01-A Sewer Revenue	10/03/01	0.000 - 0.000	6,818,600	3,579,746	24,432.44	03/33	DEP	S&J
Crab Orchard-MacArthur PSD 01-A Sewer Reserve	10/03/01				228,653.20			
Crab Orchard-MacArthur PSD 06-A Sewer Revenue	09/06/06	0.000 - 0.000	1,314,606	909,265	3,970.23	03/38	DEP	S&J
Crab Orchard-MacArthur PSD 06-A Sewer Reserve	09/06/06				44,084.27			
Crab Orchard-MacArthur PSD 06-B Sewer Revenue	09/06/06	0.000 - 0.000	5,852,000	4,475,036	12,876.70	09/46	UNB	S&J
Crab Orchard-MacArthur PSD 06-B Sewer Reserve	09/06/06				153,722.10			
Crab Orchard-MacArthur PSD 08-A Sewer Refunding Revenue	03/27/08	3.910 - 3.910	3,712,815	2,083,895	24,579.07	10/25	BBT Govment	BR
Crab Orchard-MacArthur PSD 08-A Sewer Reserve	03/27/08				295,002.97			
Crab Orchard-MacArthur PSD 08-B Sewer Revenue	08/05/08	0.000 - 0.000	275,000	222,858	602.12	06/48	UNB	S&J

ACCOUNT NAME	ISSUE DATE	INTEREST RATE	ORIGINAL ISSUE	OUTSTANDING 6/30/2017	ACCT BALANCE 6/30/2017	LAST DEBT	PAYING AGENT	BOND COUNSEL
Crab Orchard-MacArthur PSD 08-B Sewer Reserve	08/05/08				7,229.98			
Crab Orchard-MacArthur PSD 08-C Sewer Revenue	12/04/08	0.000 - 0.000	201,487	136,237	834.91	09/32	DEP	S&J
Crab Orchard-MacArthur PSD 08-C Sewer Reserve	12/04/08				7,976.08			
Crab Orchard-MacArthur PSD 11-A Sewer Revenue	07/22/11	0.000 - 0.000	4,513,128	3,836,148	13,625.81	12/42	DEP	S&J
Crab Orchard-MacArthur PSD 11-A Sewer Reserve	07/22/11				150,691.00			
Crab Orchard-MacArthur PSD 86-B Sewer Revenue	05/29/86	0.000 - 0.000	161,688	37,313	3,851.62	10/25	BNY	S&J
Crab Orchard-MacArthur PSD 86-B Sewer Reserve	05/29/86				4,174.82			
Crab Orchard-MacArthur PSD 97-A Sewer Revenue	06/05/97	0.000 - 0.000	250,000	18,750	1,719.73	12/18	DEP	BR
Crab Orchard-MacArthur PSD 97-A Sewer Reserve	06/05/97				12,585.88			
Crab Orchard-MacArthur PSD 97-B Sewer Revenue	06/05/97	0.000 - 0.000	1,774,300	917,741	6,136.73	06/37	UNB	BR
Crab Orchard-MacArthur PSD 97-B Sewer Reserve	06/05/97				46,128.53			
Crab Orchard-MacArthur PSD 99 Sewer Revenue	12/16/99	2.000 - 2.000	478,630	111,578	3,268.97	06/21	DEP	S&J
Crab Orchard-MacArthur PSD 99 Sewer Reserve	12/16/99				29,174.62			
Craigsville PSD 05-A Sewer Revenue	07/11/05	0.000 - 0.000	1,272,440	931,459	2,790.95	06/45	UNB	S&J
Craigsville PSD 05-A Sewer Reserve	07/11/05				33,946.00			
Craigsville PSD 86-A Sewer Revenue	02/18/86	9.750 - 9.750	650,000	377,777	30,488.16	10/25	BNY	S&J
Craigsville PSD 86-A Sewer Reserve	02/18/86				65,195.04			
Craigsville PSD 16-A Water Reserve	02/12/16				23,197.51			
Craigsville PSD 98-A Water Revenue	01/06/98	0.000 - 0.000	1,361,000	715,397	2,928.20	12/37	UNB	S&J
Craigsville PSD 98-A Water Reserve	01/06/98				35,122.71			
Crum PSD 02-A Water Reserve	05/09/02				49,706.31			
Crum PSD 10-A Water Reserve	03/15/10				42,182.48			
Crum PSD 10-B Water Reserve	03/15/10				23,627.64			
Crum PSD 12-A Water Reserve	02/28/12				24,503.03			
Crum PSD 16-A Water Reserve	11/17/16				0			
Crum PSD 16-B Water Revenue	11/17/16	2.000 - 2.000	250,000	230,000	0	03/48	UNB	S&J

ACCOUNT NAME	ISSUE DATE	INTEREST RATE	ORIGINAL ISSUE	OUTSTANDING 6/30/2017	ACCT BALANCE 6/30/2017	LAST DEBT	PAYING AGENT	BOND COUNSEL
Crum PSD 16-B Water Reserve	11/17/16				0			
Crum PSD 93 Water Reserve	09/08/93				8,891.98			
Culloden PSD 03-A Sewer Revenue	07/31/03	0.000 - 0.000	689,000	450,632	4,971.63	06/43	DEP	S&J
Culloden PSD 03-A Sewer Reserve	07/31/03				18,473.54			
Culloden PSD 03-C Sewer Refunding Revenue	07/31/03	5.000 - 5.000	84,000	26,249	5,969.70	10/20	BBT/WDA	S&J
Culloden PSD 03-C Sewer Refunding Reserve	07/31/03				7,422.56			
Culloden PSD 04-A Sewer Revenue	12/29/04	0.000 - 0.000	1,100,000	780,645	8,613.67	12/44	DEP	S&J
Culloden PSD 04-A Sewer Reserve	12/29/04				28,555.82			
Danese PSD 02-A Water Reserve	08/22/02				26,549.02			
Danese PSD 02-A Water Depreciation	08/22/02				2,324.64			
Danese PSD 09-A Water Reserve	09/24/09				41,588.29			
Deckers Creek PSD 17-A Sewer Revenue	01/24/17	3.500 - 3.500	1,907,300	1,897,568	11,157.89	03/37	OVB:BH	S&J
Deckers Creek PSD 17-A Sewer Reserve	01/24/17				134,056.39			
Delbarton 11-A Sewer Revenue	11/03/11	0.000 - 0.000	3,131,150	2,840,833	7,646.00	09/51	DEP	JK
Delbarton 11-A Sewer Reserve	11/03/11				29,855.80			
Delbarton 01-A Water Revenue	07/18/01	0.000 - 0.000	258,000	129,000	9,132.55	06/32	BPH	S&J
Delbarton 01-A Water Reserve	07/18/01				8,907.77			
Doddridge County Schools 15 Refunding GO	06/23/15	1.350 - 2.000	3,050,000	1,565,000	81,885.75	05/19	DTC	S&J
Doddridge County Schools 15 Ref Spec Surp	06/24/15				405,036.69			
Monumental (Downs) PSD 06-A Water Reserve	07/01/06				37,685.87			
Dunbar 14-A Sewer Revenue	01/09/14	0.500 - 0.500	11,369,412	10,853,556	31,847.66	09/35	DEP	S&J
Dunbar 14-A Sewer Reserve	01/09/14				62,400.03			
Dunbar 99 Sewer Revenue	08/24/99	0.000 - 0.000	16,152,148	6,057,051	55,823.23	03/27	DEP	JTP
Dunbar 99 Sewer Reserve	08/24/99				625,244.83			
East Bank 87 Water Reserve	09/09/87				10,059.64			
East View PSD 86-A Sewer Revenue	06/13/86	9.750 - 9.750	340,000	198,085	15,891.67	10/25	BNY	S&J

ACCOUNT NAME	ISSUE DATE	INTEREST RATE	ORIGINAL ISSUE	OUTSTANDING 6/30/2017	ACCT BALANCE 6/30/2017	LAST DEBT	PAYING AGENT	BOND COUNSEL
East View PSD 86-A Sewer Reserve	06/13/86				33,571.10			
Eastern Wyoming PSD 01-A Water Revenue	10/16/01	0.000 - 0.000	360,000	174,000	1,162.26	12/31	BPH	STB
Eastern Wyoming PSD 01-A Water Reserve	10/16/01				12,046.32			
Eastern Wyoming PSD 04-A Water Revenue	08/24/04	0.000 - 0.000	570,000	351,500	1,839.88	12/35	BPH	STB
Eastern Wyoming PSD 04-A Water Reserve	08/24/04				19,064.35			
Eastern Wyoming PSD 06-A Water Revenue	01/12/06	0.000 - 0.000	2,570,000	1,734,737	8,286.15	09/37	BPH	STB
Eastern Wyoming PSD 06-A Water Reserve	01/12/06				84,530.11			
Eastern Wyoming PSD 09-A Water Revenue	10/16/09	0.000 - 0.000	1,000,000	837,650	2,183.45	09/49	UNB	STB
Eastern Wyoming PSD 09-A Water Reserve	10/16/09				16,529.69			
Eastern Wyoming PSD 14-A Water Revenue	03/25/14	0.000 - 0.000	250,000	232,587	535.04	03/54	UNB	STB
Eastern Wyoming PSD 14-A Water Reserve	03/25/14				1,801.61			
Eastern Wyoming PSD 15-A Water Revenue	04/16/15	1.000 - 1.000	315,000	239,707	1,194.00	03/55	UNB	JK
Eastern Wyoming PSD 15-A Water Reserve	04/16/15				579.53			
Eastern Wyoming PSD 16-A Water Revenue	03/16/16	1.000 - 1.000	1,278,826	508,769	0	03/56	UNB	JK
Eastern Wyoming PSD 16-A Water Reserve	03/16/16				0			
Eastern Wyoming PSD 16-B Water Revenue	10/18/16	1.000 - 1.000	156,917	25,000	0	09/56	UNB	JK
Eastern Wyoming PSD 16-B Water Reserve	10/18/16				0			
Elizabeth 14-A Sewer Revenue	04/03/14	0.000 - 0.000	2,471,733	2,416,861	3,492.46	09/52	DEP	G&G
Elizabeth 14-A Sewer Reserve	04/03/14				11,214.71			
Elizabeth 82-A Sewer R&R	09/13/82				1,265.15			
Elizabeth 82-B Sewer Revenue	09/13/82	0.000 - 0.000	87,894	7,127	1,785.21	10/19	BNY	S&J
Elizabeth 99 Sewer Revenue	08/31/99	0.000 - 0.000	108,000	18,900	549.87	12/20	DEP	G&G
Elizabeth 99 Sewer Reserve	08/31/99				5,400.21			
Elizabeth 02 Water Reserve	02/06/02				17,384.20			
Elizabeth 08 Water Reserve	02/08/08				33,295.48			
Elizabeth 82 Water Reserve	06/09/82				32,001.76			

ACCOUNT NAME	ISSUE DATE	INTEREST RATE	ORIGINAL ISSUE	OUTSTANDING 6/30/2017	ACCT BALANCE 6/30/2017	LAST DEBT	PAYING AGENT	BOND COUNSEL
Elizabeth 82 Water Depreciation	06/09/82				65,606.14			
Elk Valley PSD 08-A Sewer Revenue	08/12/08	0.000 - 0.000	18,061,117	14,448,877	63,711.39	06/41	DEP	G&G
Elk Valley PSD 08-A Sewer Reserve	08/12/08				370,274.34			
Elk Valley PSD 14-A Sewer Revenue	03/13/14	0.500 - 0.500	1,416,459	1,317,433	4,545.18	03/45	DEP	G&G
Elk Valley PSD 14-A Sewer Reserve	03/13/14				11,881.31			
Elk Valley (Elk-Pinch) PSD 87-A Sewer Revenue	08/20/87	8.380 - 8.380	5,227,400	3,032,128	252,430.55	10/26	BNY	LFG
Elk Valley (Elk-Pinch) PSD 87-A Sewer Reserve	08/20/87				461,911.55			
Elk Valley (Elk-Pinch) PSD 87-B Sewer Revenue	08/20/87	0.000 - 0.000	1,282,163	337,411	27,383.47	10/26	BNY	LFG
Elk Valley (Elk-Pinch) PSD 87-B Sewer Reserve	08/20/87				33,923.89			
Elk Valley (Big Sandy) PSD 90-A Sewer Revenue	07/12/90	8.100 - 8.100	1,388,390	932,314	60,945.44	10/29	BNY	S&J
Elk Valley (Big Sandy) PSD 90-A Sewer Reserve	07/12/90				119,255.67			
Elk Valley (Big Sandy) PSD 90-B Sewer Revenue	07/12/90	0.000 - 0.000	62,701	21,450	2,273.05	10/29	BNY	S&J
Elk Valley (Big Sandy) PSD 90-B Sewer Reserve	07/12/90				2,684.69			
Elkins Road PSD 04-A Water Reserve	12/20/04				27,633.09			
Elkins Road PSD 04-B Water Revenue	12/20/04	0.000 - 0.000	1,509,788	1,085,468	5,062.85	12/44	UNB	S&J
Elkins Road PSD 04-B Water Reserve	12/20/04				39,685.29			
Elkins Road PSD 98-A Water Revenue	09/10/98	0.000 - 0.000	2,032,000	1,114,322	6,709.47	09/38	UNB	S&J
Elkins Road PSD 98-A Water Reserve	09/10/98				52,730.83			
Elkins 04-A Sewer Refunding Revenue	06/18/04	4.250 - 4.250	1,022,000	156,899	7,807.05	03/19	DAVIS TR:BH	S&J
Elkins 04-A Sewer Refunding Reserve	06/18/04				93,689.73			
Elkins 06-A Sewer Refunding Revenue	12/12/06	2.000 - 2.000	8,576,641	5,234,577	47,348.39	09/28	DEP	S&J
Elkins 06-A Sewer Refunding Reserve	12/12/06				523,450.74			
Elkins 09-A Sewer Revenue	06/18/09	0.000 - 0.000	882,770	684,023	2,854.98	09/40	DEP	S&J
Elkins 09-A Sewer Reserve	06/18/09				29,601.28			
Elkins 15-A Sewer Revenue	04/15/15	1.000 - 1.000	2,793,855	2,610,585	10,067.98	03/55	UNB	S&J
Elkins 15-A Sewer Reserve	04/15/15				9,453.53			

ACCOUNT NAME	ISSUE DATE	INTEREST RATE	ORIGINAL ISSUE	OUTSTANDING 6/30/2017	ACCT BALANCE 6/30/2017	LAST DEBT	PAYING AGENT	BOND COUNSEL
Elkins 86-B Sewer Revenue	04/28/86	0.000 - 0.000	517,001	116,325	21,288.84	10/25	BNY	JK
Elkins 86-B Sewer Reserve	04/28/86				13,000.30			
Elkins 15-A2 Water Reserve	12/09/15				0			
Elkins 15-A1 Water Reserve	12/09/15				0			
Elkins 15-B Water Reserve	12/09/15				0			
Elkins 15-C Water Revenue	12/09/15	1.000 - 1.000	15,500,000	12,179,402	0	12/55	UNB	S&J
Elkins 15-C Water Reserve	12/09/15				0			
Ellenboro-Lamberton PSD 15-A Water & Sewer Reserve	02/12/15				865.74			
Enlarged Hepzibah PSWD 03-A Sewer Revenue	09/23/03	0.000 - 0.000	1,900,000	1,124,143	7,552.13	03/35	DEP	S&J
Enlarged Hepzibah PSWD 03-A Sewer Reserve	09/23/03				63,652.30			
Enlarged Hepzibah PSWD 05-A Sewer Reserve	07/25/05				12,333.27			
Fairmont 03-A Sewer Revenue	06/26/03	0.000 - 0.000	485,543	279,174	5,191.20	09/34	DEP	S&J
Fairmont 03-A Sewer Reserve	06/26/03				16,278.03			
Fairmont 07-A Sewer Revenue	10/11/07	2.000 - 2.000	5,577,760	3,542,619	52,308.77	03/29	DEP	S&J
Fairmont 07-A Sewer Reserve	10/11/07				282,858.15			
Fairmont 08-A Water Revenue	06/26/08	0.000 - 0.000	2,750,000	2,039,573	8,889.03	09/39	BPH	S&J
Fairmont 08-A Water Reserve	06/26/08				92,178.61			
Fairmont 10-A Water Revenue	01/21/10	0.000 - 0.000	4,447,618	3,632,210	12,492.36	12/41	BPH	S&J
Fairmont 10-A Water Reserve	01/21/10				149,081.06			
Fairmont 10-C Water Revenue	01/21/10	5.000 - 5.000	2,000,000	1,665,782	88,278.77	10/31	BBT/WDA	S&J
Fairmont 10-C Water Reserve	01/21/10				160,909.56			
Fairmont 10-D Water Revenue	01/21/10	0.000 - 0.000	1,220,309	1,039,359	2,773.33	03/49	UNB	S&J
Fairmont 10-D Water Reserve	01/21/10				18,464.19			
Fairmont 12-D Water Refunding Revenue	10/24/12	2.000 - 4.000	25,555,000	20,365,000	1,796,843.27	07/29	DTC	S&J
Fairmont 12-D Water Refunding Reserve	10/24/12				2,246,809.80			
Fairmont 13-A Water Revenue	02/01/13	0.500 - 0.500	3,780,000	3,282,377	18,037.67	09/34	BPH	S&J

ACCOUNT NAME	ISSUE DATE	INTEREST RATE	ORIGINAL ISSUE	OUTSTANDING 6/30/2017	ACCT BALANCE 6/30/2017	LAST DEBT	PAYING AGENT	BOND COUNSEL
Fairmont 13-A Water Reserve	02/01/13				56,538.94			
Fairmont 13-B Water Revenue	02/01/13	2.000 - 2.000	997,242	928,417	11,144.12	09/44	UNB	S&J
Fairmont 13-B Water Reserve	02/01/13				12,634.48			
Fairmont 99 Water Revenue	01/01/99	5.250 - 5.250	19,945,000	3,000,000	79,287.77	07/22	DTC	S&J
Fairmont 99 Water Reserve	01/01/99				300,799.67			
Fairview 12-A Water Revenue	05/24/12	0.000 - 0.000	1,100,000	999,340	2,396.87	03/52	UNB	S&J
Fairview 12-A Water Reserve	05/24/12				28,879.69			
Falling Springs 09-A Water Reserve	07/27/09				5,441.54			
Farmington 07-A Sewer Revenue	11/14/07	0.000 - 0.000	320,000	248,180	2,034.97	09/47	UNB	S&J
Farmington 07-A Sewer Reserve	11/14/07				8,265.87			
Fenwick Mountain PSD 14-A Water Revenue	09/18/14	0.500 - 0.500	1,059,000	952,417	3,989.61	12/45	BPH	S&J
Fenwick Mountain PSD 14-A Water Reserve	09/18/14				6,041.19			
Flatwoods-Canoe Run PSD 11-A Sewer Revenue	06/24/11	0.000 - 0.000	8,033,000	7,418,401	20,410.55	12/50	DEP	S&J
Flatwoods-Canoe Run PSD 11-A Sewer Reserve	06/24/11				145,433.51			
Flatwoods-Canoe Run PSD 15-A Sewer Refunding Revenue	05/27/15	3.500 - 3.500	584,000	525,066	4,092.05	11/30	FNBRB:BH	S&J
Flatwoods-Canoe Run PSD 15-A Sewer Refunding Res	05/27/15				49,278.61			
Flatwoods-Canoe Run PSD 90-A Sewer Revenue	11/14/90	8.100 - 8.100	1,147,938	770,848	48,638.72	10/29	BNY	S&J
Flatwoods-Canoe Run PSD 90-A Sewer Reserve	11/14/90				0			
Flatwoods-Canoe Run PSD 90-B Sewer Revenue	11/14/90	0.000 - 0.000	51,842	17,735	1,104.25	10/29	BNY	S&J
Flatwoods-Canoe Run PSD 90-B Sewer Reserve	11/14/90				1,373.53			
Flatwoods-Canoe Run PSD 91-A Sewer Revenue	11/15/91	7.750 - 7.750	275,806	193,945	9,728.65	10/31	BNY	S&J
Flatwoods-Canoe Run PSD 91-A Sewer Reserve	11/15/91				0			
Flatwoods-Canoe Run PSD 91-B Sewer Revenue	11/15/91	0.000 - 0.000	9,194	3,536	187.46	10/31	BNY	S&J
Flatwoods-Canoe Run PSD 91-B Sewer Reserve	11/15/91				237.1			
Flatwoods-Canoe Run PSD 97 Sewer Revenue	02/11/97	0.000 - 0.000	400,000	15,000	4,102.25	03/18	DEP	S&J
Flatwoods-Canoe Run PSD 97 Sewer Reserve	02/11/97				0			

ACCOUNT NAME	ISSUE DATE	INTEREST RATE	ORIGINAL ISSUE	OUTSTANDING 6/30/2017	ACCT BALANCE 6/30/2017	LAST DEBT	PAYING AGENT	BOND COUNSEL
Flatwoods-Canoe Run PSD 05-A Water Revenue	12/08/05	0.000 - 0.000	5,085,825	3,756,197	22,828.87	09/45	UNB	S&J
Flatwoods-Canoe Run PSD 05-A Water Reserve	12/08/05				133,191.43			
Flatwoods-Canoe Run PSD 07-A Water Revenue	04/24/07	0.000 - 0.000	1,014,000	778,488	4,387.58	03/47	UNB	S&J
Flatwoods-Canoe Run PSD 07-A Water Reserve	04/24/07				26,221.20			
Flatwoods-Canoe Run PSD 16-A Water Refunding Revenue	05/05/16	2.700 - 2.700	1,811,000	1,717,025	25,210.02	09/31	BBT Govment	S&J
Flatwoods-Canoe Run PSD 16-A Water Refunding Res	05/05/16				145,639.01			
Flatwoods-Canoe Run PSD 16-B Water Refunding Revenue	12/15/16	3.500 - 3.500	1,960,000	1,934,827	11,404.79	02/37	OVB:BH	S&J
Flatwoods-Canoe Run PSD 16-B Water Ref Reserve	12/15/16				136,552.47			
Flatwoods-Canoe Run PSD 98-B Water Revenue	09/24/98	3.000 - 3.000	890,000	605,873	6,634.25	09/38	UNB	S&J
Flatwoods-Canoe Run PSD 98-B Water Reserve	09/24/98				38,754.61			
Flemington 14-A Sewer Revenue	01/28/14	0.000 - 0.000	2,300,317	2,207,773	4,427.44	09/53	DEP	S&J
Flemington 14-A Sewer Reserve	01/28/14				8,512.34			
Flemington 98-A Sewer Revenue	06/04/98	0.000 - 0.000	160,000	20,000	739.91	12/19	DEP	S&J
Flemington 98-A Sewer Reserve	06/04/98				8,041.93			
Flemington 98-B Sewer Revenue	06/04/98	0.000 - 0.000	663,700	357,708	1,451.78	03/38	UNB	S&J
Flemington 98-B Sewer Reserve	06/04/98				17,328.06			
Follansbee 98-A Sewer Revenue	06/04/98	0.000 - 0.000	8,616,372	1,184,744	7,262.54	03/20	DEP	S&J
Follansbee 98-A Sewer Reserve	06/04/98				430,819.97			
Follansbee 02-A Water Revenue	08/16/02	5.800 - 5.800	7,790,000	6,462,539	202,284.55	10/39	BNY	S&J
Follansbee 02-A Water Reserve	08/16/02				518,538.58			
Fort Gay 99-A Water Revenue	07/19/99	0.000 - 0.000	305,000	129,602	949.06	03/30	BPH	JK
Fort Gay 99-A Water Reserve	07/19/99				10,167.55			
Fountain PSD 07-A Water Reserve	01/07/07				20,945.72			
Fountain PSD 07-B Water Revenue	01/09/07	0.000 - 0.000	1,140,000	867,865	4,561.24	12/46	UNB	S&J
Fountain PSD 07-B Water Reserve	01/09/07				29,490.11			
Fountain PSD 17-A Water Revenue	02/23/17	1.000 - 1.000	8,484,800	3,795,913	0	12/56	UNB	JK

ACCOUNT NAME	ISSUE DATE	INTEREST RATE	ORIGINAL ISSUE	OUTSTANDING 6/30/2017	ACCT BALANCE 6/30/2017	LAST DEBT	PAYING AGENT	BOND COUNSEL
Fountain PSD 17-A Water Reserve	02/23/17				270,575.10			
Fountain PSD 90-A Water Revenue	04/20/90	7.850 - 7.850	356,633	235,467	15,337.01	10/29	BNY	S&J
Fountain PSD 90-A Water Reserve	04/20/90				29,626.82			
Fountain PSD 90-B Water Revenue	04/20/90	0.000 - 0.000	16,642	5,547	538.01	10/29	BNY	S&J
Fountain PSD 90-B Water Reserve	04/20/90				431.73			
Frankfort PSD 00-A Sewer Revenue	06/22/00	0.000 - 0.000	500,000	245,813	2,579.85	03/32	DEP	S&J
Frankfort PSD 00-A Sewer Reserve	06/22/00				16,769.88			
Frankfort PSD 00-B Sewer Revenue	06/22/00	0.000 - 0.000	1,572,459	945,501	6,760.12	06/40	UNB	S&J
Frankfort PSD 00-B Sewer Reserve	06/22/00				41,340.00			
Frankfort PSD 10-A Sewer Revenue	03/18/10	0.000 - 0.000	7,249,751	55,632	16,078.31	03/18	UNB	S&J
Frankfort PSD 10-A Sewer Reserve	03/18/10				102,845.93			
Frankfort PSD 15-A Sewer Revenue	01/16/15	0.000 - 0.000	17,350,000	16,663,552	42,006.40	12/54	DEP	S&J
Frankfort PSD 15-A Sewer Reserve	01/16/15				26,672.12			
Frankfort PSD 15-B Sewer Revenue	01/16/15	0.602 - 1.000	7,911,125	7,903,185	5,559.42	12/54	UNB	S&J
Frankfort PSD 15-B Sewer Reserve	01/16/15				14,853.43			
Frankfort PSD 16-A Sewer Revenue	11/10/16	0.250 - 0.250	3,700,000	585,323	0	09/56	DEP	S&J
Frankfort PSD 16-A Sewer Reserve	11/10/16				0			
Frankfort PSD 08-A Water Revenue	05/06/08	0.000 - 0.000	400,000	311,380	844.13	03/48	UNB	S&J
Frankfort PSD 08-A Water Reserve	05/06/08				8,963.23			
Frankfort PSD 10-A Water Revenue	12/22/10	0.000 - 0.000	3,240,000	2,711,538	7,027.18	12/50	UNB	S&J
Frankfort PSD 10-A Water Reserve	12/22/10				42,969.94			
Frankfort PSD 17-A Water Revenue	03/16/17	1.000 - 1.000	7,123,000	1,172,667	0	03/57	UNB	S&J
Frankfort PSD 17-A Water Reserve	03/16/17				0			
Franklin 03 Sewer Revenue	02/11/03	0.000 - 0.000	1,332,645	755,140	7,669.29	06/34	DEP	S&J
Franklin 03 Sewer Reserve	02/11/03				44,673.22			
Franklin 16-A Sewer Revenue	09/07/16	0.000 - 0.000	1,140,900	1,119,423	0	12/55	DEP	S&J

ACCOUNT NAME	ISSUE DATE	INTEREST RATE	ORIGINAL ISSUE	OUTSTANDING 6/30/2017	ACCT BALANCE 6/30/2017	LAST DEBT	PAYING AGENT	BOND COUNSEL
Franklin 16-A Sewer Reserve	09/07/16				0			
Franklin 03-A Water Revenue	12/17/03	0.000 - 0.000	2,528,623	1,475,030	16,391.34	12/34	BPH	S&J
Franklin 03-A Water Reserve	12/17/03				84,759.97			
Franklin 94 Water Revenue	05/27/94	6.750 - 6.750	309,000	224,808	11,226.05	10/33	BNY	S&J
Franklin 94 Water Reserve	05/27/94				22,689.08			
Gap Mills PSD 07-A Water Reserve	05/21/07				15,599.59			
Gap Mills PSD 07-B Water Reserve	05/21/07				3,556.22			
Gary 15-A Sewer Revenue	11/18/15	4.000 - 4.000	96,600	84,599	989.28	12/25	MCNB	S&J
Gary 15-A Sewer Reserve	11/18/15				9,709.58			
Gary 00-A Water Revenue	08/01/00	0.000 - 0.000	1,786,911	848,778	5,758.28	09/31	BPH	JK
Gary 00-A Water Reserve	08/01/00				67,493.33			
Gauley River PSD 05-A Water Reserve	11/02/05				84,314.09			
Gauley River PSD 07-A Water Revenue	11/13/07	0.000 - 0.000	354,818	271,716	1,495.02	09/47	UNB	JK
Gauley River PSD 07-A Water Reserve	11/13/07				8,525.37			
Gauley River PSD 10-A Water Reserve	03/25/10				59,832.58			
Gauley River PSD 12-A Water Reserve	03/07/12				27,817.67			
Gauley River PSD 14-A Water Reserve	10/10/14				3,805.22			
Gauley River PSD 86-A Water Revenue	05/09/86	9.750 - 9.750	123,230	71,986	7,455.20	10/25	BNY	JK
Gauley River PSD 86-A Water Reserve	05/09/86				12,402.16			
Gauley River PSD 86-B Water Revenue	05/09/86	0.000 - 0.000	61,350	14,530	2,923.39	10/25	BNY	JK
Gauley River PSD 86-B Water Reserve	05/09/86				1,619.92			
Gilbert 98-A Sewer Revenue	09/29/98	0.000 - 0.000	1,250,000	171,875	31,477.42	03/20	DEP	JK
Gilbert 98-A Sewer Reserve	09/29/98				70,164.19			
Gilbert 98-B Sewer Revenue	09/29/98	1.000 - 1.000	1,250,000	1,250,000	0	09/38	UNB	JK
Gilbert 98-B Sewer Reserve	09/29/98				0			
Gilbert 09-A Water Reserve	08/03/09				19,018.05			

ACCOUNT NAME	ISSUE DATE	INTEREST RATE	ORIGINAL ISSUE	OUTSTANDING 6/30/2017	ACCT BALANCE 6/30/2017	LAST DEBT	PAYING AGENT	BOND COUNSEL
Gilbert 12-A Water Reserve	07/27/12				7,660.63			
Gilbert 12-B Water Reserve	07/27/12				15,357.41			
Gilbert 12-C Water Revenue	07/27/12	0.000 - 0.000	983,500	894,082	2,154.07	06/52	UNB	JK
Gilbert 12-C Water Reserve	07/27/12				9,195.61			
Gilmer County PSD 05-A Water Revenue	04/19/05	0.000 - 0.000	1,470,000	1,059,545	3,465.35	03/45	UNB	S&J
Gilmer County PSD 05-A Water Reserve	04/19/05				38,344.76			
Gilmer County PSD 05-B Water Revenue	04/19/05	0.000 - 0.000	1,639,000	1,051,666	5,348.14	09/36	BPH	S&J
Gilmer County PSD 05-B Water Reserve	04/19/05				54,868.93			
Gilmer County PSD 08-A Water Revenue	04/16/08	0.000 - 0.000	1,325,000	1,058,276	2,924.67	03/48	UNB	S&J
Gilmer County PSD 08-A Water Reserve	04/16/08				34,959.32			
Gilmer County PSD 13-A Water Revenue	05/24/13	0.000 - 0.000	1,725,000	1,581,250	5,592.88	12/44	BPH	S&J
Gilmer County PSD 13-A Water Reserve	05/24/13				14,913.65			
Gilmer County PSD 16-A Water Revenue	10/06/16	1.000 - 1.000	160,000	156,499	0	09/56	UNB	S&J
Gilmer County PSD 16-A Water Reserve	09/01/17				0			
Glen Dale 11-A Water Reserve	04/21/11				41,534.65			
Glen Dale 98-A Water Revenue	08/26/98	6.250 - 6.250	500,000	382,316	14,362.92	10/35	BNY	S&J
Glen Dale 98-A Water Reserve	08/26/98				35,028.26			
Glen Rogers PSD 06-A Sewer Revenue	06/27/06	0.000 - 0.000	160,000	102,641	1,220.66	09/36	DEP	S&J
Glen Rogers PSD 06-A Sewer Reserve	06/27/06				5,345.04			
Glen-White Trap Hill PSD 07-A Water Reserve	09/26/07				93,135.72			
Glen-White Trap Hill PSD 12-A Water Reserve	04/13/12				2,976.71			
Glen-White Trap Hill PSD 12-B Water Reserve	04/13/12				31,020.99			
Glenville Col Womens Dorm 60/65/70 R&R					17.39			
Glenville 14-A Water & Sewer Revenue	03/20/14	3.000 - 3.000	2,900,000	2,709,645	16,323.72	09/35	UNB	S&J
Glenville 14-A Water & Sewer Reserve	03/20/14				194,400.23			
Grafton 15-A Hospital Reserve	10/28/15				26,249.15			

ACCOUNT NAME	ISSUE DATE	INTEREST RATE	ORIGINAL ISSUE	OUTSTANDING 6/30/2017	ACCT BALANCE 6/30/2017	LAST DEBT	PAYING AGENT	BOND COUNSEL
Grafton 15-B Hospital Reserve	10/28/15				5,686.89			
Grafton 00 Water & Sewer System Design Revenue	07/07/00	0.000 - 0.000	718,500	335,272	4,833.48	06/31	DEP	S&J
Grafton 00 Water & Sewer System Design Reserve	07/07/00				28,217.55			
Grafton 05-A Water & Sewer Revenue	12/19/05	0.000 - 0.000	4,227,582	2,924,072	25,178.51	03/38	DEP	S&J
Grafton 05-A Water & Sewer Reserve	12/19/05				141,378.42			
Grafton 94 Water & Sewer Revenue	07/27/94	6.750 - 6.750	2,830,000	2,058,923	118,987.63	10/33	BNY	S&J
Grafton 94 Water & Sewer Reserve	07/27/94				208,034.92			
Grandview-Doolin PSD 00-A Water Revenue	05/02/00	0.000 - 0.000	1,483,979	704,862	12,761.01	09/31	BPH	S&J
Grandview-Doolin PSD 00-A Water Reserve	05/02/00				49,817.81			
Grandview-Doolin PSD 00-B Water Revenue	05/02/00	0.000 - 0.000	3,305,290	1,953,121	14,139.91	03/40	UNB	S&J
Grandview-Doolin PSD 00-B Water Reserve	05/02/00				86,459.41			
Grandview-Doolin PSD 14-A Water Revenue	11/20/14	1.000 - 1.000	8,000,000	7,827,080	21,345.50	09/54	UNB	S&J
Grandview-Doolin PSD 14-A Water Reserve	11/20/14				27,359.34			
Grant County Memorial Hosp 98-A Ref GO	05/01/98	3.850 - 5.300	1,780,000	205,000	151,195.45	04/19	WESBK-WHEEL	JK
Grant County PSD 05-A Water Revenue	07/28/05	0.000 - 0.000	1,833,369	1,324,757	8,133.48	06/45	UNB	JK
Grant County PSD 05-A Water Reserve	07/28/05				47,536.15			
Grant County PSD 08-A Water Reserve	03/27/08				19,251.78			
Grant County PSD 11-A Water Revenue	03/22/11	3.000 - 3.000	328,300	263,613	2,072.34	06/32	UNB	S&J
Grant County PSD 11-A Water Reserve	03/22/11				11,181.96			
Grant County PSD 11-B Water Revenue	03/22/11	1.000 - 1.000	115,000	98,144	373.56	06/42	UNB	S&J
Grant County PSD 11-B Water Reserve	03/22/11				2,269.27			
Grant County PSD 16-A Water Refunding Revenue	06/23/16	2.970 - 2.970	126,000	114,608	1,492.11	08/24	SUMMIT CM B	S&J
Grant County PSD 16-A Water Refunding Reserve	06/23/16				12,648.51			
Grant County PSD 16-B Water Refunding Revenue	06/23/16	3.310 - 3.310	119,600	114,389	897.54	09/30	SUMMIT CM B	S&J
Grant County PSD 16-B Water Refunding Reserve	06/23/16				10,749.22			
Grant County PSD 16-C Water Refunding Revenue	06/23/16	3.340 - 3.340	337,000	323,577	2,413.44	08/31	SUMMIT CM B	S&J

ACCOUNT NAME	ISSUE DATE	INTEREST RATE	ORIGINAL ISSUE	OUTSTANDING 6/30/2017	ACCT BALANCE 6/30/2017	LAST DEBT	PAYING AGENT	BOND COUNSEL
Grant County PSD 16-C Water Refunding Reserve	06/23/16				28,903.84			
Grant County PSD 93 Water Reserve	12/06/93				7,697.90			
Grant County PSD 99 Water Reserve	02/25/99				105,737.39			
Grant Town 10-A Water Revenue	07/20/10	0.000 - 0.000	1,610,000	1,362,372	3,498.14	06/50	UNB	S&J
Grant Town 10-A Water Reserve	07/20/10				23,472.66			
Grantsville 09-A Sewer Revenue	11/12/09	0.000 - 0.000	343,361	287,611	1,413.95	09/49	DEP	S&J
Grantsville 09-A Sewer Reserve	11/12/09				9,043.57			
Grantsville 15-A Sewer Reserve	05/15/15				76.8			
Grantsville 15-B Sewer Reserve	05/15/15				22.4			
Grantsville 11-A Water Reserve	12/27/11				20,189.88			
Grantsville 15-A Water Revenue	08/28/15	4.300 - 4.300	400,000	365,802	3,122.73	09/30	OVB:BH	S&J
Grantsville 15-A Water Reserve	08/01/15				6,703.26			
Grantsville 91 Water Reserve	02/27/91				4,741.77			
Grantsville 91 Water Depreciation	02/27/91				5,757.70			
Greater Harrison County PSD 03-A Sewer Revenue	06/26/03	0.000 - 0.000	1,981,165	1,337,915	4,738.74	06/43	DEP	S&J
Greater Harrison County PSD 03-A Sewer Reserve	06/26/03				51,735.66			
Greater Harrison County PSD 03-B Sewer Revenue	06/26/03	0.000 - 0.000	4,130,000	2,789,091	9,020.63	06/43	UNB	S&J
Greater Harrison County PSD 03-B Sewer Reserve	06/26/03				107,846.39			
Greater Harrison County PSD 08-A Sewer Revenue	10/27/08	0.000 - 0.000	943,500	756,000	2,055.25	09/48	UNB	S&J
Greater Harrison County PSD 08-A Sewer Reserve	10/27/08				19,237.29			
Greater Harrison County PSD 10-A Sewer Revenue	06/24/10	3.000 - 5.000	878,500	720,108	18,521.37	10/30	BBT/WDA	S&J
Greater Harrison County PSD 10-A Sewer Reserve	06/24/10				37,608.99			
Greater Harrison County PSD 16-A Sewer Revenue	07/20/16	0.000 - 0.000	2,496,500	2,335,983	6,012.32	06/55	DEP	S&J
Greater Harrison County PSD 16-A Sewer Reserve	07/20/16				547.5			
Greater Harrison County (Grant Un) PSD 86-A Sewer Revenue	11/06/86	8.380 - 8.380	1,758,771	1,020,166	73,678.22	10/26	BNY	S&J
Greater Harrison County (Grant Un) PSD 86-A S Reserve	11/06/86				155,068.48			

ACCOUNT NAME	ISSUE DATE	INTEREST RATE	ORIGINAL ISSUE	OUTSTANDING 6/30/2017	ACCT BALANCE 6/30/2017	LAST DEBT	PAYING AGENT	BOND COUNSEL
Greater Harrison County (Grant Un) PSD 86-B Sewer Revenue	11/06/86	0.000 - 0.000	431,387	113,523	8,562.11	10/26	BNY	S&J
Greater Harrison County (Grant Un) PSD 86-B S Reserve	11/06/86				11,417.81			
Greater Harrison County (Grant Un) PSD 90-A Sewer Revenue	04/06/90	7.850 - 7.850	285,908	188,770	10,420.53	10/29	BNY	S&J
Greater Harrison County (Grant Un) PSD 90-A S Reserve	04/06/90				23,751.89			
Greater Harrison County (Grant Un) PSD 90-B Sewer Revenue	04/06/90	0.000 - 0.000	13,342	4,447	257.92	10/29	BNY	S&J
Greater Harrison County (Grant Un) PSD 90-B S Reserve	04/06/90				343.9			
Greater Harrison County PSD 04-A Water Revenue	07/27/04	0.000 - 0.000	703,000	493,013	1,718.26	06/44	UNB	S&J
Greater Harrison County PSD 04-A Water Reserve	07/27/04				18,357.60			
Greater Harrison County PSD 06-A Water Revenue	03/29/06	0.000 - 0.000	1,250,000	927,400	2,719.50	03/46	UNB	S&J
Greater Harrison County PSD 06-A Water Reserve	03/29/06				32,299.21			
Greater Harrison County PSD 09-A Water Revenue	03/16/09	0.000 - 0.000	1,500,000	1,229,016	3,250.11	03/49	UNB	S&J
Greater Harrison County PSD 09-A Water Reserve	03/16/09				38,946.64			
Greater Harrison County PSD 14-A Water Reserve	12/05/14				9,371.61			
Greater Marion PSD 00 Sewer Revenue	12/11/00	0.000 - 0.000	400,000	189,981	1,270.15	09/31	DEP	S&J
Greater Marion PSD 00 Sewer Reserve	12/11/00				13,400.84			
Greater Marion PSD 13-A Sewer Revenue	02/01/13	0.000 - 0.000	1,663,080	1,647,288	916.91	12/52	DEP	S&J
Greater Marion PSD 13-A Sewer Reserve	02/01/13				2,373.23			
Greater Marion PSD 99-A Sewer Revenue	06/23/99	0.000 - 0.000	400,000	75,000	1,919.77	03/21	DEP	S&J
Greater Marion PSD 99-A Sewer Reserve	06/23/99				20,104.09			
Greater Marion PSD 99-B Sewer Revenue	06/23/99	0.000 - 0.000	1,700,000	965,144	3,712.15	06/39	UNB	S&J
Greater Marion PSD 99-B Sewer Reserve	06/23/99				44,098.81			
Greater Paw Paw Sanitary Dist 87-A Sewer Revenue	04/07/87	8.380 - 8.380	1,548,258	898,063	83,793.20	10/26	BNY	S&J
Greater Paw Paw Sanitary Dist 87-A Sewer Reserve	04/07/87				136,575.89			
Greater Paw Paw Sanitary Dist 87-B Sewer Revenue	04/07/87	0.000 - 0.000	379,753	99,935	8,345.97	10/26	BNY	S&J
Greater Paw Paw Sanitary Dist 87-B Sewer Reserve	04/07/87				10,025.43			
Greater Paw Paw Sanitary Dist 92-A Sewer Revenue	04/22/92	7.750 - 7.750	483,871	344,696	21,383.29	10/31	BNY	S&J

ACCOUNT NAME	ISSUE DATE	INTEREST RATE	ORIGINAL ISSUE	OUTSTANDING 6/30/2017	ACCT BALANCE 6/30/2017	LAST DEBT	PAYING AGENT	BOND COUNSEL
Greater Paw Paw Sanitary Dist 92-A Sewer Reserve	04/22/92				39,784.37			
Greater Paw Paw Sanitary Dist 92-B Sewer Revenue	04/22/92	0.000 - 0.000	16,129	6,204	345.34	10/31	BNY	S&J
Greater Paw Paw Sanitary Dist 92-B Sewer Reserve	04/22/92				415.32			
Greater St Albans PSD 07-A Sewer Revenue	08/28/07	0.000 - 0.000	1,850,000	1,325,822	5,527.63	12/38	DEP	S&J
Greater St Albans PSD 07-A Sewer Reserve	08/28/07				61,949.68			
Greater St Albans PSD 10-A Sewer Revenue	01/29/10	0.000 - 0.000	1,276,820	1,092,001	2,934.29	12/49	DEP	S&J
Greater St Albans PSD 10-A Sewer Reserve	01/29/10				33,762.53			
Greater St Albans PSD 10-C Sewer Revenue	01/29/10	0.000 - 0.000	5,000,000	4,276,310	10,964.86	12/49	UNB	S&J
Greater St Albans PSD 10-C Sewer Reserve	01/29/10				132,207.90			
Greater St Albans PSD 16-A Sewer Revenue	06/17/16	0.500 - 0.500	16,822,000	6,019,149	0	03/47	DEP	S&J
Greater St Albans PSD 16-A Sewer Reserve	06/17/16				0			
Greater St Albans PSD 90-A Sewer Revenue	08/24/90	8.100 - 8.100	3,079,067	2,067,616	120,230.48	10/29	BNY	VLF
Greater St Albans PSD 90-A Sewer Reserve	08/24/90				263,752.83			
Greater St Albans PSD 90-B Sewer Revenue	08/24/90	0.000 - 0.000	139,054	47,571	3,445.76	10/29	BNY	VLF
Greater St Albans PSD 90-B Sewer Reserve	08/24/90				3,696.22			
Green Valley-Glenwood PSD 02-A Sewer Reserve	01/04/02				107,687.27			
Green Valley-Glenwood PSD 02-B Sewer Reserve	01/04/02				36,541.95			
Green Valley-Glenwood PSD 10-A Sewer Refunding Revenue	12/29/10	3.630 - 3.630	1,290,000	794,392	31,866.93	05/25	BBT Govment	S&J
Green Valley-Glenwood PSD 10-A Sewer Refunding Reserve	12/29/10				116,170.91			
Green Valley-Glenwood PSD 14-A Sewer Refunding Revenue	07/23/14	0.500 - 0.500	890,330	841,978	3,017.56	09/45	DEP	S&J
Green Valley Glenwood PSD 14-A Sewer Refunding Reserve	07/23/14				5,882.83			
Green Valley-Glenwood PSD 98-B Sewer Revenue	11/25/98	0.000 - 0.000	317,500	172,975	1,348.25	09/38	UNB	S&J
Green Valley-Glenwood PSD 98-B Sewer Reserve	11/25/98				9,138.82			
Green Valley-Glenwood PSD 05-A Water Reserve	07/08/05				77,516.83			
Green Valley-Glenwood PSD 05-B Water Reserve	07/08/05				36,812.88			
Green Valley-Glenwood PSD 16-A Water Reserve	08/19/16				0			

ACCOUNT NAME	ISSUE DATE	INTEREST RATE	ORIGINAL ISSUE	OUTSTANDING 6/30/2017	ACCT BALANCE 6/30/2017	LAST DEBT	PAYING AGENT	BOND COUNSEL
Greenbrier County PSD #2 97-A Sewer Revenue	12/11/97	0.000 - 0.000	235,000	17,625	1,087.85	12/18	DEP	S&J
Greenbrier County PSD #2 97-A Sewer Reserve	12/11/97				13,325.73			
Greenbrier County PSD #2 97-B Sewer Revenue	12/11/97	0.000 - 0.000	755,000	394,331	1,630.11	12/37	UNB	S&J
Greenbrier County PSD #2 97-B Sewer Reserve	12/11/97				22,507.42			
Greenbrier County Schools 09 GO Escrow	03/26/09	3.000 - 5.000	37,745,000	21,330,000	5,903.47	05/24	DTC	BR
Greenbrier County Schools 16 Refunding GO	07/27/16	1.500 - 5.000	23,250,000	20,570,000	206,692.91	05/24	DTC	BRM
Greenbrier PSD #1 17-A Sewer Refunding Revenue	05/11/17	2.000 - 3.750	5,435,000	5,435,000	21,939.25	10/47	DTC	JK
Greenbrier PSD #1 17-A Sewer Refunding Reserve	05/11/17				298,091.12			
Greenbrier PSD #1 83-B Sewer Revenue	06/23/83	0.000 - 0.000	910,000	73,784	20,561.06	10/19	BNY	S&J
Hamlin PSD 97 Sewer Revenue	05/07/97	2.000 - 2.000	150,400	4,537	4,974.68	12/17	DEP	G&G
Hamlin PSD 99 Sewer Revenue	10/28/99	0.000 - 0.000	1,270,883	257,193	12,478.76	09/21	DEP	G&G
Hamlin PSD 99 Sewer Reserve	10/28/99				77,125.07			
Hammond PSD 02-A Water Revenue	04/16/02	0.000 - 0.000	472,620	298,021	3,192.19	03/42	UNB	S&J
Hammond PSD 02-A Water Reserve	04/16/02				12,287.96			
Hammond PSD 17-A Water Refunding Revenue	02/28/17	3.150 - 3.150	71,500	67,090	2,489.79	10/19	OVB:BH	S&J
Hammond PSD 17-A Water Refunding Reserve	02/28/17				25,036.67			
Hammond PSD 17-B Water Refunding Revenue	02/28/17	3.900 - 3.900	785,000	782,381	5,221.47	09/34	OVB:BH	S&J
Hammond PSD 17-B Water Refunding Reserve	02/28/17				58,759.06			
Hamrick PSD 09-A Sewer Revenue	12/04/09	0.000 - 0.000	215,781	167,215	637.24	09/40	DEP	S&J
Hamrick PSD 09-A Sewer Reserve	12/04/09				7,246.73			
Hamrick PSD 98-A Sewer Revenue	01/20/98	0.000 - 0.000	200,000	20,000	1,213.82	06/19	DEP	S&J
Hamrick PSD 98-A Sewer Reserve	01/20/98				10,096.51			
Hamrick PSD 98-B Sewer Revenue	01/20/98	2.000 - 2.000	1,550,000	970,515	7,077.36	12/37	UNB	S&J
Hamrick PSD 98-B Sewer Reserve	01/20/98				57,982.04			
Hamrick PSD 03-A Water Revenue	03/31/03	0.000 - 0.000	760,000	424,311	2,954.65	03/34	BPH	S&J
Hamrick PSD 03-A Water Reserve	03/31/03				25,485.61			

ACCOUNT NAME	ISSUE DATE	INTEREST RATE	ORIGINAL ISSUE	OUTSTANDING 6/30/2017	ACCT BALANCE 6/30/2017	LAST DEBT	PAYING AGENT	BOND COUNSEL
Hamrick PSD 17-A Water Revenue	01/17/17	1.000 - 1.000	4,150,000	1,120,138	0	12/56	UNB	S&J
Hamrick PSD 17-A Water Reserve	01/17/17				0			
Hancock County PSD 02 Sewer Revenue	08/01/02	0.000 - 0.000	1,000,000	649,350	4,404.39	06/42	UNB	S&J
Hancock County PSD 02 Sewer Reserve	08/01/02				26,054.37			
Hancock County PSD 04-A Sewer Revenue	06/08/04	0.000 - 0.000	899,699	618,901	6,295.55	06/44	DEP	S&J
Hancock County PSD 04-A Sewer Reserve	06/08/04				22,943.59			
Hancock County PSD 08-A Sewer Revenue	08/12/08	0.000 - 0.000	4,569,751	4,471,162	5,013.35	06/35	DEP	S&J
Hancock County PSD 08-A Sewer Reserve	08/12/08				63,921.41			
Hancock County PSD 08-B Sewer Revenue	08/12/08	0.000 - 0.000	5,468,620	4,461,236	11,992.88	06/48	UNB	S&J
Hancock County PSD 08-B Sewer Reserve	08/12/08				144,202.91			
Hancock County PSD 95-A Sewer Revenue	12/07/95	6.750 - 6.750	289,532	213,171	12,244.06	10/33	BNY	S&J
Hancock County PSD 95-A Sewer Reserve	12/07/95				21,515.70			
Hancock County PSD 95-B Sewer Revenue	12/07/95	6.250 - 6.250	1,080,088	815,384	42,003.65	10/35	BNY	S&J
Hancock County PSD 95-B Sewer Reserve	12/07/95				74,711.97			
Hancock County PSD 99 Sewer Revenue	12/02/99	0.000 - 0.000	4,996,347	936,810	68,721.05	03/21	DEP	S&J
Hancock County PSD 99 Sewer Reserve	12/02/99				250,540.40			
Hancock County Schools 11 GO	03/10/11	3.000 - 5.000	37,000,000	31,680,000	331,978.39	05/36	DTC	BR
Hancock County Schools 11 GO Surplus Collections	03/10/11				1,280,887.29			
Hancock County Schools 83 GO Bank Fee	04/01/83				12,281.60			
Handley 90-A Sewer Revenue	07/27/90	8.100 - 8.100	155,251	104,253	6,841.99	10/29	BNY	VLF
Handley 90-A Sewer Reserve	07/27/90				13,296.73			
Handley 90-B Sewer Revenue	07/27/90	0.000 - 0.000	7,011	2,399	155.03	10/29	BNY	VLF
Handley 90-B Sewer Reserve	07/27/90				185.5			
Hardy County PSD 14-A Sewer Revenue	03/07/14	0.000 - 0.000	1,271,950	1,206,294	2,772.51	06/30	UNB	S&J
Hardy County PSD 14-A Sewer Reserve	03/07/14				6,864.13			
Hardy County PSD 01-A Water Reserve	09/18/01				37,725.14			

ACCOUNT NAME	ISSUE DATE	INTEREST RATE	ORIGINAL ISSUE	OUTSTANDING 6/30/2017	ACCT BALANCE 6/30/2017	LAST DEBT	PAYING AGENT	BOND COUNSEL
Hardy County PSD 02-A Water Revenue	03/19/02	0.000 - 0.000	1,215,824	776,558	3,035.31	03/42	UNB	S&J
Hardy County PSD 02-A Water Reserve	03/19/02				31,585.11			
Hardy County PSD 03-A Water Revenue	07/30/03	0.000 - 0.000	534,200	358,431	1,335.62	06/43	UNB	S&J
Hardy County PSD 03-A Water Reserve	07/30/03				13,865.14			
Hardy County PSD 08-A Water Reserve	10/14/08				127,940.97			
Hardy County PSD 10-A Water Revenue	09/30/10	0.000 - 0.000	1,641,250	1,417,432	3,624.02	09/50	UNB	S&J
Hardy County PSD 10-A Water Reserve	09/30/10				42,942.56			
Hardy County PSD 17-A Water Refunding Revenue	04/19/17	2.950 - 2.950	139,000	139,000	1,181.46	02/29	CVB:BH	S&J
Hardy County PSD 17-A Water Refunding Reserve	04/19/17				14,156.13			
Hardy County PSD 17-B Water Refunding Revenue	04/19/17	3.300 - 3.300	26,000	26,000	206.45	06/30	CVB:BH	S&J
Hardy County PSD 17-B Water Refunding Reserve	04/19/17				2,473.94			
Hardy County PSD 17-C Water Refunding Revenue	04/19/17	3.150 - 3.150	208,000	208,000	1,394.42	05/33	CVB:BH	S&J
Hardy County PSD 17-C Water Refunding Reserve	04/19/17				16,708.14			
Hardy County PSD 17-D Water Refunding Revenue	04/19/17	3.250 - 3.250	422,900	422,900	2,561.10	11/35	GCB:BH	S&J
Hardy County PSD 17-D Water Refunding Reserve	04/19/17				30,687.12			
Hardy County PSD 17-E Water Refunding Revenue	04/19/17	3.400 - 3.400	430,400	430,400	2,489.62	06/37	GCB:BH	S&J
Hardy County PSD 17-E Water Refunding Reserve	04/19/17				29,830.47			
Hardy County Schools 12 GO	10/25/12	2.000 - 3.000	21,545,000	16,945,000	117,462.84	06/30	DTC	BR
Hardy County Schools 12 GO Sur Col	10/25/12				888,233.80			
Harman 08-A Sewer Revenue	11/07/08	0.000 - 0.000	300,000	246,702	657.52	09/48	UNB	S&J
Harman 08-A Sewer Reserve	11/07/08				5,407.89			
Harman 16-A Water Revenue	08/19/16	0.000 - 0.000	3,435,000	2,151,368	0	06/56	UNB	S&J
Harman 16-A Water Reserve	08/16/16				0			
Harpers Ferry 08-A Water Reserve	03/13/08				13,634.06			
Harpers Ferry 86-A Water Revenue	12/19/86	8.380 - 8.380	611,912	354,936	33,736.58	10/26	BNY	S&J
Harpers Ferry 86-A Water Reserve	12/19/86				53,949.38			

ACCOUNT NAME	ISSUE DATE	INTEREST RATE	ORIGINAL ISSUE	OUTSTANDING 6/30/2017	ACCT BALANCE 6/30/2017	LAST DEBT	PAYING AGENT	BOND COUNSEL
Harpers Ferry 86-B Water Revenue	12/19/86	0.000 - 0.000	150,088	39,497	6,305.65	10/26	BNY	S&J
Harpers Ferry 86-B Water Reserve	12/19/86				11,676.34			
Harpers Ferry-Bolivar PSD 09-A Sewer Revenue	07/21/09	0.000 - 0.000	629,612	424,981	2,889.43	12/30	DEP	JK
Harpers Ferry-Bolivar PSD 09-A Sewer Reserve	07/21/09				31,569.00			
Harpers Ferry-Bolivar PSD 80 Sewer Revenue	04/22/80	6.000 - 7.200	485,000	65,000	28,503.93	10/18	BNY	S&J
Harpers Ferry-Bolivar PSD 80 Sewer Reserve	04/22/80				39,507.02			
Harrisville 01-A Sewer Revenue	04/11/01	2.000 - 2.000	638,000	175,320	10,517.07	03/22	DEP	JK
Harrisville 01-A Sewer Reserve	04/11/01				38,782.57			
Harrisville 08-A Sewer Reserve	11/20/08				16,020.23			
Harrisville 13-A Sewer Reserve	12/13/13				651.26			
Harrisville 13-B Sewer Reserve	12/13/13				12,177.75			
Harrisville 90 Sewer Reserve	04/17/90				36,419.63			
Harrisville 08-A Water Reserve	08/15/08				26,936.81			
Harrisville 08-B Water Reserve	09/18/08				10,338.33			
Harrisville 12-A Water Reserve	02/03/12				5,518.83			
Harrisville 14-A Water Reserve	07/25/14				2,099.86			
Harrisville 14-B Water Revenue	07/25/14	1.000 - 1.000	290,000	279,180	762.04	06/54	UNB	JK
Harrisville 14-B Water Reserve	07/25/14				1,662.25			
Hartford 15-A Water Revenue	08/18/15	0.500 - 0.500	207,136	162,805	949.74	03/46	BPH	S&J
Hartford 15-A Water Reserve	08/18/15				994.74			
Hillsboro 86-A Sewer Revenue	05/30/86	9.750 - 9.750	280,400	163,797	16,848.73	10/25	BNY	LFG
Hillsboro 86-A Sewer Reserve	05/30/86				28,177.22			
Hillsboro 86-B Sewer Revenue	05/30/86	0.000 - 0.000	139,600	33,063	3,253.69	10/25	BNY	LFG
Hillsboro 86-B Sewer Reserve	05/30/86				3,675.95			
Hinton 04-A Sewer Revenue	03/30/04	0.000 - 0.000	490,000	336,090	4,742.06	03/44	DEP	S&J
Hinton 04-A Sewer Reserve	03/30/04				12,630.19			

ACCOUNT NAME	ISSUE DATE	INTEREST RATE	ORIGINAL ISSUE	OUTSTANDING 6/30/2017	ACCT BALANCE 6/30/2017	LAST DEBT	PAYING AGENT	BOND COUNSEL
Hinton 12-A Sewer Revenue	08/29/12	0.000 - 0.000	1,228,000	1,116,361	2,954.02	06/52	DEP	S&J
Hinton 12-A Sewer Reserve	08/29/12				11,479.81			
Hinton 90-A Sewer Revenue	06/14/90	7.850 - 7.850	637,262	420,753	30,731.70	10/29	BNY	S&J
Hinton 90-A Sewer Reserve	06/14/90				52,935.04			
Hinton 90-B Sewer Revenue	06/14/90	0.000 - 0.000	29,738	9,913	3,397.51	10/29	BNY	S&J
Hinton 90-B Sewer Reserve	06/14/90				769.05			
Hinton 90-C Sewer Reserve	06/14/90				39,463.99			
Hodgesville PSD 02-A Water Reserve	12/18/02				40,612.59			
Hodgesville PSD 11-A Water Reserve	04/14/11				11,187.89			
Hughes River Water 08-A Water Reserve	12/18/08				14,350.58			
Hughes River Water 08-B Water Reserve	12/18/08				4,174.84			
Huntington 00-A Sewer Revenue	10/24/00	2.000 - 2.000	1,832,399	476,778	11,202.61	12/21	DEP	S&J
Huntington 00-A Sewer Reserve	10/24/00				113,799.19			
Huntington 10-A Sewer Revenue	01/12/10	2.000 - 2.000	4,022,945	2,746,156	44,881.91	03/30	DEP	S&J
Huntington 10-A Sewer Reserve	01/12/10				245,193.29			
Huntington 10-B Sewer Revenue	11/10/10	2.000 - 2.000	2,622,055	2,001,901	21,290.84	12/31	DEP	S&J
Huntington 10-B Sewer Reserve	11/10/10				90,020.95			
Huntington 15-A Sewer Revenue	03/26/15	2.000 - 3.750	5,630,000	5,630,000	95,210.41	11/35	DTC	S&J
Huntington 15-A Sewer Reserve	03/26/15				414,735.32			
Huntington 16-A Sewer Refunding Revenue	04/08/16	2.020 - 2.020	2,816,000	2,638,000	246,668.03	11/23	SIGNBK:BH	S&J
Huntington 16-A Sewer Refunding Reserve	04/08/16				282,847.29			
Huntington 97 Sewer Revenue	11/25/97	2.000 - 2.000	3,039,895	304,734	17,818.09	03/19	DEP	S&J
Huntington 97 Sewer Reserve	11/25/97				178,102.34			
Huntington 99 Sewer Revenue	06/22/99	2.000 - 2.000	2,083,550	367,897	12,385.80	06/20	DEP	S&J
Huntington 99 Sewer Reserve	06/22/99				126,988.84			
Hurricane 05-B Sewer Revenue	08/09/05	3.000 - 3.000	1,114,236	655,323	60,521.70	10/25	BNY	S&J

ACCOUNT NAME	ISSUE DATE	INTEREST RATE	ORIGINAL ISSUE	OUTSTANDING 6/30/2017	ACCT BALANCE 6/30/2017	LAST DEBT	PAYING AGENT	BOND COUNSEL
Hurricane 05-B Sewer Reserve	08/09/05				92,471.33			
Hurricane 05-C Sewer Revenue	08/09/05	5.000 - 5.000	485,764	285,695	26,385.23	10/25	BNY	S&J
Hurricane 05-C Sewer Reserve	08/09/05				40,320.83			
Hurricane 17-A Sewer Refunding Revenue	03/30/17	2.490 - 2.490	5,617,141	5,537,905	107,884.08	08/27	BBT Govment	S&J
Hurricane 17-A Sewer Refunding Reserve	03/30/17				562,423.69			
Hurricane 89-A Sewer Revenue	12/28/89	7.850 - 7.850	2,331,211	371,819	159,077.45	10/18	BNY	S&J
Hurricane 89-A Sewer Reserve	12/28/89				208,715.45			
Hurricane 89-B Sewer Revenue	12/28/89	0.000 - 0.000	108,789	7,771	3,245.02	10/18	BNY	S&J
Hurricane 89-B Sewer Reserve	12/28/89				3,898.08			
Hurricane 07-A Water Revenue	05/31/07	2.560 - 4.260	1,880,000	757,630	29,058.23	06/22	BBT Govment	S&J
Hurricane 07-A Water Reserve	05/31/07				90,133.96			
Hurricane 94 Water Revenue	05/05/94	6.750 - 6.750	1,100,000	800,288	40,327.42	10/33	BNY	S&J
Hurricane 94 Water Reserve	05/05/94				80,768.94			
Huttonsville PSD 03-A Sewer Revenue	06/03/03	0.000 - 0.000	3,934,000	2,516,603	9,942.44	03/39	UNB	JK
Huttonsville PSD 03-A Sewer Reserve	06/06/03				116,324.91			
Huttonsville PSD 03-B Sewer Reserve	06/06/03				30,381.92			
Huttonsville PSD 11-A Sewer Reserve	04/25/11				22,161.65			
Huttonsville PSD 11-B Sewer Revenue	04/25/11	0.000 - 0.000	800,000	705,860	1,761.80	03/51	UNB	S&J
Huttonsville PSD 11-B Sewer Reserve	04/25/11				21,032.09			
Huttonsville PSD 11-C Sewer Revenue	04/25/11	0.000 - 0.000	200,000	176,420	441.91	03/51	UNB	S&J
Huttonsville PSD 11-C Sewer Reserve	04/25/11				5,267.32			
Huttonsville PSD 84-B Sewer Revenue	02/28/84	0.000 - 0.000	144,089	12,007	3,025.12	10/19	BNY	S&J
Huttonsville PSD 84-B Sewer R&R	02/28/84				0			
Huttonsville PSD 00-A Water Reserve	07/27/00				30,188.00			
Huttonsville PSD 04-A Water Revenue	08/25/04	0.000 - 0.000	952,000	672,000	2,276.25	06/44	UNB	JK
Huttonsville PSD 04-A Water Reserve	08/25/04				25,016.84			

ACCOUNT NAME	ISSUE DATE	INTEREST RATE	ORIGINAL ISSUE	OUTSTANDING 6/30/2017	ACCT BALANCE 6/30/2017	LAST DEBT	PAYING AGENT	BOND COUNSEL
Huttonsville PSD 04-B Water Reserve	08/24/04				22,091.87			
Huttonsville PSD 12-A Water Revenue	08/07/12	0.000 - 0.000	244,500	209,854	784.58	03/43	BPH	S&J
Huttonsville PSD 12-A Water Reserve	08/07/12				3,548.02			
Huttonsville PSD 12-B Water Reserve	12/18/12				59,585.19			
Huttonsville PSD 12-C Water Revenue	12/18/12	0.000 - 0.000	1,085,000	1,006,988	2,397.01	12/52	UNB	S&J
Huttonsville PSD 12-C Water Reserve	12/18/12				8,070.84			
Huttonsville PSD 12-D Water Revenue	12/18/12	1.000 - 1.000	1,100,000	1,034,163	2,969.34	12/52	UNB	S&J
Huttonsville PSD 12-D Water Reserve	12/18/12				9,856.40			
Huttonsville PSD 12-E Water Revenue	12/18/12	0.000 - 0.000	1,700,000	1,689,434	735.04	09/45	UNB	S&J
Huttonsville PSD 12-E Water Reserve	12/18/12				40,708.53			
Huttonsville PSD 15-A Water Reserve	06/05/15				0			
Huttonsville PSD 15-B Water Revenue	06/05/15	0.000 - 0.000	3,655,500	3,615,522	11,754.72	03/47	BPH	S&J
Huttonsville PSD 15-B Water Reserve	06/05/15				122,493.35			
Huttonsville PSD 96 Water Reserve	06/07/96				55,229.07			
Huttonsville 14-A Water Revenue	08/18/14	1.000 - 1.000	576,000	557,458	1,521.18	06/54	UNB	S&J
Huttonsville 14-A Water Reserve	08/18/14				2,865.73			
Jane Lew PSD 05-A Sewer Revenue	07/19/05	0.000 - 0.000	959,015	688,523	2,196.06	06/45	UNB	S&J
Jane Lew PSD 05-A Sewer Reserve	07/19/05				24,705.99			
Jane Lew PSD 13-A Sewer Revenue	05/06/13	0.000 - 0.000	5,167,000	4,829,280	11,748.96	03/53	UNB	S&J
Jane Lew PSD 13-A Sewer Reserve	05/06/13				35,037.07			
Jane Lew PSD 04-A Water Reserve	12/16/04				32,064.13			
Jane Lew PSD 09-A Water Revenue	10/23/09	0.000 - 0.000	429,399	336,345	2,324.37	12/40	BPH	S&J
Jane Lew PSD 09-A Water Reserve	10/23/09				9,596.88			
Jefferson County PSD 00-A Sewer Revenue	06/22/00	0.000 - 0.000	1,154,889	558,192	7,742.95	12/31	DEP	S&J
Jefferson County PSD 00-A Sewer Reserve	06/22/00				38,718.85			
Jefferson County PSD 08-A Sewer Revenue	06/18/08	0.000 - 0.000	2,005,000	1,436,894	6,051.48	12/38	DEP	S&J

ACCOUNT NAME	ISSUE DATE	INTEREST RATE	ORIGINAL ISSUE	OUTSTANDING 6/30/2017	ACCT BALANCE 6/30/2017	LAST DEBT	PAYING AGENT	BOND COUNSEL
Jefferson County PSD 08-A Sewer Reserve	06/18/08				67,221.89			
Jefferson County PSD 10-A Sewer Refunding Revenue	06/24/10	3.000 - 4.375	1,895,000	1,395,000	93,695.43	10/28	DTC	STB
Jefferson County PSD 10-A Sewer Refunding Reserve	06/24/10				154,272.54			
Jefferson County PSD 13-A Sewer Revenue	06/14/13	2.250 - 4.000	1,660,000	1,290,000	17,234.78	06/28	DTC	BR
Jefferson County PSD 13-A Sewer Reserve	06/14/13				146,796.91			
Jefferson County PSD 88-B Sewer Revenue	05/05/88	0.000 - 0.000	425,767	131,008	11,008.51	10/28	BNY	S&J
Jefferson County PSD 88-B Sewer Reserve	05/05/88				10,984.40			
Jefferson County PSD 98-B Sewer Revenue	06/25/98	0.000 - 0.000	599,089	59,904	6,864.41	06/19	DEP	S&J
Jefferson County PSD 98-B Sewer Reserve	06/25/98				30,129.41			
Jefferson County PSD 98-C Sewer Revenue	06/25/98	1.000 - 1.000	662,039	662,039	0	06/38	UNB	S&J
Jefferson County PSD 98-C Sewer Reserve	06/25/98				0			
Jefferson County PSD 99-A Sewer Revenue	12/08/99	0.000 - 0.000	378,363	160,803	2,822.14	03/30	DEP	S&J
Jefferson County PSD 99-A Sewer Reserve	12/08/99				12,684.98			
Jefferson County PSD 14-A Water Revenue	04/17/14	0.500 - 0.500	985,350	931,838	3,202.11	09/45	BPH	BR
Jefferson County PSD 14-A Water Reserve	04/17/14				6,510.34			
Jefferson County Schools 12 Refunding GO	08/02/12	4.000 - 4.000	11,590,000	4,825,000	188,356.82	05/20	DTC	BR
Jefferson County Schools 12 Refunding Sur Col	08/02/12				1,008,191.62			
Jefferson County Schools 12 Refunding Spec Sur	08/02/12				42.24			
Junior 04-A Sewer Revenue	10/25/04	0.000 - 0.000	902,250	556,388	5,553.74	12/35	DEP	S&J
Junior 04-A Sewer Reserve	10/25/04				30,176.46			
Junior 12-A Sewer Reserve	06/21/12				6,948.91			
Junior 09-A Water Revenue	09/10/09	0.000 - 0.000	690,000	574,248	2,891.38	09/49	UNB	S&J
Junior 09-A Water Reserve	09/10/09				17,960.78			
Justice PSD 93 Water Revenue	11/24/93	6.750 - 6.750	439,000	317,682	13,342.61	10/33	BNY	JK
Justice PSD 93 Water Reserve	11/24/93				32,072.22			
Kanawha Falls PSD 03-A Sewer Revenue	11/06/03	0.000 - 0.000	1,990,400	1,177,637	11,926.77	03/35	DEP	JK

ACCOUNT NAME	ISSUE DATE	INTEREST RATE	ORIGINAL ISSUE	OUTSTANDING 6/30/2017	ACCT BALANCE 6/30/2017	LAST DEBT	PAYING AGENT	BOND COUNSEL
Kanawha Falls PSD 03-A Sewer Reserve	11/06/03				66,464.96			
Kanawha Falls PSD 03-B Sewer Revenue	11/06/03	5.800 - 5.800	110,000	52,764	6,303.81	10/23	BBT/WDA	JK
Kanawha Falls PSD 03-B Sewer Reserve	11/06/03				9,402.91			
Kanawha Falls PSD 81 Sewer Reserve	01/01/81				142,289.56			
Kanawha Falls PSD 02-A Water Reserve	02/22/02				24,582.08			
Kanawha Falls PSD 80 Water Imp & Ref Reserve	09/14/81				160,433.06			
Kanawha (UKV) PSD 02-A Sewer Revenue	03/15/02	0.500 - 0.500	300,000	156,757	932.98	03/32	UNB	S&J
Kanawha (UKV) PSD 02-A Sewer Reserve	03/15/02				11,062.15			
Kanawha (Chelyan) PSD 02 Sewer Revenue	06/04/02	0.000 - 0.000	3,118,574	2,025,048	6,824.27	06/42	UNB	G&G
Kanawha (Chelyan) PSD 02 Sewer Reserve	06/04/02				81,431.76			
Kanawha (Chelyan) PSD 09-A Sewer Revenue	12/15/09	0.000 - 0.000	2,761,569	1,967,609	12,809.62	09/31	DEP	JK
Kanawha (Chelyan) PSD 09-A Sewer Reserve	12/15/09				80,923.92			
Kanawha (Chelyan) PSD 94-A Sewer Revenue	04/22/94	6.750 - 6.750	1,023,500	744,632	31,288.79	10/33	BNY	JK
Kanawha (Chelyan) PSD 94-A Sewer Reserve	04/22/94				75,157.47			
Kanawha (Chelyan) PSD 94-B Sewer Revenue	04/22/94	6.750 - 6.750	175,276	127,519	5,358.56	10/33	BNY	JK
Kanawha (Chelyan) PSD 94-B Sewer Reserve	04/22/94				12,870.89			
Kanawha (Chelyan) PSD 95-A Sewer Revenue	06/29/95	6.750 - 6.750	634,000	463,917	19,494.21	10/33	BNY	JK
Kanawha (Chelyan) PSD 95-A Sewer Reserve	06/29/95				46,824.03			
Kanawha (UKV-London) PSD 97-L Sewer Note	08/18/97	0.000 - 0.000	119,064	119,064	0	08/20	UNB	S&J
Kanawha (UKV-Pnt Ck) PSD 97-P Sewer Note	08/18/97	0.000 - 0.000	145,000	145,000	0	08/20	UNB	S&J
Kanawha (Chelyan) PSD 99-A Sewer Revenue	07/15/99	0.000 - 0.000	2,518,000	1,154,065	7,619.74	03/31	DEP	JK
Kanawha (Chelyan) PSD 99-A Sewer Reserve	07/15/99				84,370.41			
Kanawha (UKV) PSD 99 Sewer Revenue	10/21/99	0.000 - 0.000	5,768,297	3,333,592	12,631.52	09/39	UNB	S&J
Kanawha (UKV) PSD 99 Sewer Reserve	10/21/99				150,611.37			
Kenova 07-A Sewer Revenue	07/12/07	0.000 - 0.000	3,747,000	2,938,800	8,823.52	06/47	UNB	S&J
Kenova 07-A Sewer Reserve	07/12/07				82,852.56			

ACCOUNT NAME	ISSUE DATE	INTEREST RATE	ORIGINAL ISSUE	OUTSTANDING 6/30/2017	ACCT BALANCE 6/30/2017	LAST DEBT	PAYING AGENT	BOND COUNSEL
Kenova 07-B Sewer Revenue	07/12/07	0.000 - 0.000	4,649,209	3,646,438	12,116.45	06/47	DEP	S&J
Kenova 07-B Sewer Reserve	07/12/07				102,791.26			
Kenova 91-A Sewer Revenue	08/09/91	8.100 - 8.100	508,101	341,195	18,750.85	10/29	BNY	S&J
Kenova 91-A Sewer Reserve	08/09/91				43,579.79			
Kenova 91-B Sewer Revenue	08/09/91	0.000 - 0.000	22,941	7,848	453.93	10/29	BNY	S&J
Kenova 91-B Sewer Reserve	08/09/91				606.56			
Kenova 01 Water Reserve	12/06/01				41,524.19			
Kenova 05-A Water Revenue	09/27/05	5.050 - 5.050	1,500,000	857,703	76,992.38	10/25	BNY	G&G
Kenova 05-A Water Reserve	09/27/05				123,592.43			
Kenova 05-B Water Revenue	09/27/05	6.000 - 6.000	1,500,000	1,346,029	41,846.51	10/44	BNY	G&G
Kenova 05-B Water Reserve	09/27/05				102,606.42			
Kenova 05-C Water Revenue	09/27/05	0.000 - 0.000	9,986,213	6,574,234	33,531.62	03/37	BPH	G&G
Kenova 05-C Water Reserve	09/27/05				334,535.19			
Kenova 17 Water Reserve	03/16/17				0			
Keyser 01-B Sewer Refunding Revenue	09/13/01	4.000 - 5.800	1,795,000	930,000	89,196.01	10/25	DTC	BR
Keyser 01-B Sewer Refunding Reserve	09/13/01				137,256.40			
Keyser 01 Sewer Revenue	02/13/01	0.000 - 0.000	523,072	523,072	268.98	03/25	DEP	BR
Keyser 01 Sewer Reserve	01/25/01				0			
Keyser 14-A Sewer Revenue	08/27/14	1.000 - 1.000	2,597,300	2,540,820	10,046.23	06/54	UNB	BR
Keyser 14-A Sewer Reserve	08/27/14				8,930.48			
Keyser 15-A Sewer Revenue	01/29/15	0.000 - 0.000	20,400,000	19,122,021	27,904.74	06/50	DEP	S&J
Keyser 15-A Sewer Reserve	01/29/15				6,093.10			
Keyser 80 Sewer Reserve	09/14/81				57,306.61			
Keyser 99 Sewer Revenue	11/16/99	0.000 - 0.000	5,753,801	1,503,832	53,631.28	03/23	DEP	BR
Keyser 99 Sewer Reserve	11/16/99				263,529.59			
Keyser 13-A Water Reserve	09/03/13				30,339.15			

ACCOUNT NAME	ISSUE DATE	INTEREST RATE	ORIGINAL ISSUE	OUTSTANDING 6/30/2017	ACCT BALANCE 6/30/2017	LAST DEBT	PAYING AGENT	BOND COUNSEL
Keyser 14-A Water Reserve	08/27/14				14,055.08			
Keyser 98-A Water Revenue	10/15/98	6.250 - 6.250	761,842	581,597	29,645.10	10/35	BNY	BR
Keyser 98-A Water Reserve	10/15/98				53,287.10			
Keyser 98-B Water Revenue	10/15/98	5.800 - 5.800	2,997,584	2,379,993	105,743.55	10/38	BNY	BR
Keyser 98-B Water Reserve	10/15/98				194,737.00			
Kingmill Valley PSD 10-A Sewer Reserve	02/11/10				77,414.25			
Kingmill Valley PSD 14-A Sewer Refunding Revenue	04/23/14	2.670 - 2.670	721,925	548,406	6,174.21	10/25	BBT Govment	S&J
Kingmill Valley PSD 14-A Sewer Refunding Reserve	04/23/14				72,609.29			
Kingmill Valley PSD 86-B Sewer Revenue	06/12/86	0.000 - 0.000	81,343	18,771	1,958.73	10/25	BNY	S&J
Kingmill Valley PSD 86-B Sewer Reserve	06/12/86				3,372.24			
Kingmill Valley PSD 99-A Sewer Revenue	06/15/99	5.800 - 5.800	183,200	145,455	5,603.22	10/38	BNY	S&J
Kingmill Valley PSD 99-A Sewer Reserve	06/15/99				11,902.89			
Kingwood 01 Sewer Revenue	12/20/01	0.000 - 0.000	876,739	459,592	8,782.83	03/33	DEP	S&J
Kingwood 01 Sewer Reserve	12/20/01				29,372.79			
Kingwood 10-A Sewer Refunding Revenue	08/27/10	3.000 - 4.250	1,605,000	1,070,000	87,863.46	10/25	DTC	S&J
Kingwood 10-A Sewer Refunding Reserve	08/27/10				147,520.77			
Kingwood 12-A Sewer Revenue	07/25/12	0.000 - 0.000	15,794,955	14,744,955	32,467.11	06/52	DEP	S&J
Kingwood 12-A Sewer Reserve	07/25/12				184,310.52			
Kingwood 86-B Sewer Revenue	03/26/86	0.000 - 0.000	850,860	201,519	40,611.41	10/25	BNY	S&J
Kingwood 86-B Sewer Reserve	03/26/86				22,975.32			
Kingwood 01 Water Revenue	01/18/01	5.800 - 5.800	1,139,214	342,869	65,052.83	10/20	BNY	S&J
Kingwood 01 Water Reserve	01/18/01				98,757.61			
Kingwood 07-A Water Revenue	06/14/07	0.000 - 0.000	265,000	205,150	632.99	06/47	UNB	S&J
Kingwood 07-A Water Reserve	06/14/07				6,082.46			
Kingwood 09-A Water Revenue	09/29/09	0.000 - 0.000	1,135,000	938,548	2,693.17	09/49	UNB	S&J
Kingwood 09-A Water Reserve	09/29/09				29,282.85			

ACCOUNT NAME	ISSUE DATE	INTEREST RATE	ORIGINAL ISSUE	OUTSTANDING 6/30/2017	ACCT BALANCE 6/30/2017	LAST DEBT	PAYING AGENT	BOND COUNSEL
Kingwood 87-A Water Revenue	01/07/87	8.380 - 8.380	2,810,612	1,630,281	119,563.68	10/26	BNY	S&J
Kingwood 87-A Water Reserve	01/07/87				247,793.01			
Kingwood 87-B Water Revenue	01/07/87	0.000 - 0.000	689,388	181,418	13,834.44	10/26	BNY	S&J
Kingwood 87-B Water Reserve	01/07/87				18,253.48			
Kopperston PSD 96 Water Revenue	09/20/96	6.250 - 6.250	644,000	487,045	24,419.44	10/35	BNY	JK
Kopperston PSD 96 Water Reserve	09/20/96				44,626.61			
Lake Floyd PSD 86-A Sewer Revenue	03/07/86	9.750 - 9.750	136,870	79,953	8,598.03	10/25	BNY	S&J
Lake Floyd PSD 86-A Sewer Reserve	03/07/86				13,783.69			
Lake Floyd PSD 86-B Sewer Revenue	03/07/86	0.000 - 0.000	68,130	16,136	2,966.23	10/25	BNY	S&J
Lake Floyd PSD 86-B Sewer Reserve	03/07/86				3,464.56			
Lake Floyd PSD 86-A&B Sewer R&R	03/07/86				4,802.71			
Lashmeet PSD 98-A Lot 2 Water Revenue	09/10/98	2.000 - 2.000	670,000	426,364	2,514.02	09/38	UNB	S&J
Lashmeet PSD 98-A Water Revenue	09/10/98	2.000 - 2.000	3,400,000	2,163,637	14,441.56	09/38	UNB	S&J
Lashmeet PSD 98-A Water Reserve	09/10/98				150,317.04			
Lavalette PSD 06-A Water Reserve	02/23/06				108,412.50			
Lavalette PSD 06-B Water Reserve	02/23/06				38,010.66			
Lavalette PSD 06-C Water Revenue	02/23/06	0.000 - 0.000	1,918,050	1,419,850	14,094.79	12/45	UNB	S&J
Lavalette PSD 06-C Water Reserve	02/23/06				50,044.48			
Lavalette PSD 09-A Water Reserve	05/18/09				53,484.99			
Lavalette PSD 09-B Water Reserve	05/18/09				29,028.85			
Lavalette PSD 10-A Water Reserve	03/10/10				63,588.66			
Lavalette PSD 10-B Water Reserve	03/10/10				6,019.96			
Lavalette PSD 11-A Water Reserve	02/04/11				47,596.66			
Lavalette PSD 12-A Water Reserve	09/21/12				16,423.51			
Lewis County EDA 03-A Water Revenue	08/27/03	0.000 - 0.000	2,374,500	1,562,962	5,118.66	06/43	UNB	S&J
Lewis County EDA 03-A Water Reserve	08/27/03				0			

ACCOUNT NAME	ISSUE DATE	INTEREST RATE	ORIGINAL ISSUE	OUTSTANDING 6/30/2017	ACCT BALANCE 6/30/2017	LAST DEBT	PAYING AGENT	BOND COUNSEL
Lewis County EDA 06-A Water Revenue	07/27/06	0.000 - 0.000	4,422,000	3,330,830	9,537.50	06/46	UNB	S&J
Lewis County EDA 06-A Water Reserve	07/27/06				0			
Lewis County EDA 16-A Water Revenue	01/20/16	1.000 - 1.000	2,650,109	2,377,957	6,918.22	12/55	UNB	S&J
Lewis County EDA 16-A Water Reserve	01/20/16				691.84			
Lewis County EDA 99-A Water Revenue	06/10/99	0.000 - 0.000	1,673,000	937,728	3,580.31	06/39	UNB	S&J
Lewis County EDA 99-A Water Reserve	06/10/99				0			
Lewisburg 09-A Water Revenue	05/22/09	4.510 - 4.510	1,000,000	704,032	12,936.97	06/29	BBT Govment	S&J
Lewisburg 09-A Water Reserve	05/22/09				76,463.00			
Lewisburg 10-A Water Revenue	12/02/10	3.000 - 3.000	1,482,000	1,170,043	13,564.43	03/32	UNB	S&J
Lewisburg 10-A Water Reserve	12/02/10				99,048.89			
Lewisburg 12-A Water Revenue	06/27/12	4.000 - 4.000	486,000	396,142	6,139.57	04/32	OVB:BH	S&J
Lewisburg 12-A Water Reserve	06/27/12				17,866.26			
Lewisburg 13-A Water Revenue	04/01/13	3.500 - 3.500	3,500,000	2,983,648	20,615.20	06/33	PREMIER:BH	S&J
Lewisburg 13-A Water Reserve	04/01/13				245,940.21			
Lewisburg Water Repair & Replacement	06/01/11				42,018.04			
Lincoln PSD 02-A Water Revenue	08/06/02	5.800 - 5.800	580,429	481,521	17,884.74	10/39	BNY	S&J
Lincoln PSD 02-A Water Reserve	08/06/02				38,542.50			
Lincoln PSD 02-B Water Revenue	08/06/02	5.800 - 5.800	121,522	100,813	3,750.22	10/39	BBT/WDA	S&J
Lincoln PSD 02-B Water Reserve	08/06/02				8,069.54			
Lincoln PSD 03-A Water Reserve	07/03/03				48,969.30			
Lincoln PSD 06-A Water Revenue	07/13/06	0.000 - 0.000	550,242	402,522	2,454.08	12/44	UNB	S&J
Lincoln PSD 06-A Water Reserve	07/13/06				15,226.00			
Lincoln PSD 10-A Water Revenue	06/16/10	0.000 - 0.000	2,200,000	1,885,708	4,815.36	06/50	UNB	S&J
Lincoln PSD 10-A Water Reserve	06/16/10				57,529.70			
Lincoln PSD 15-A Water Reserve	03/06/15				989.64			
Lincoln PSD 15-B Water Revenue	03/13/15	1.000 - 1.000	1,000,000	983,965	2,635.38	03/55	UNB	S&J

ACCOUNT NAME	ISSUE DATE	INTEREST RATE	ORIGINAL ISSUE	OUTSTANDING 6/30/2017	ACCT BALANCE 6/30/2017	LAST DEBT	PAYING AGENT	BOND COUNSEL
Lincoln PSD 15-B Water Reserve	03/06/15				2,615.76			
Lincoln PSD Series 75 (11/77) Water Reserve	11/03/77				62,388.10			
Lincoln PSD 98 Water Design Reserve	12/29/98				5,006.01			
Little Creek PSD 16-A Water Reserve	07/21/16				0			
Logan County PSD 02-A Sewer Revenue	12/12/02	0.000 - 0.000	5,328,940	3,575,999	27,140.47	12/42	DEP	JK
Logan County PSD 02-A Sewer Reserve	12/12/02				141,016.61			
Logan County PSD 02-B Sewer Revenue	12/12/02	0.000 - 0.000	2,190,000	1,460,000	4,825.25	12/42	UNB	JK
Logan County PSD 02-B Sewer Reserve	12/12/02				57,577.08			
Logan County PSD 02-C Sewer Reserve	12/12/02				16,857.18			
Logan County PSD 08-A Sewer Revenue	04/09/08	0.000 - 0.000	4,500,000	3,570,944	9,779.47	03/48	UNB	JK
Logan County PSD 08-A Sewer Reserve	04/09/08				94,378.28			
Logan County PSD 13-A Sewer Reserve	01/24/13				13,514.16			
Logan County PSD 01-A Water Revenue	09/06/01	5.800 - 5.800	3,830,000	3,177,346	107,209.64	10/39	BNY	JK
Logan County PSD 01-A Water Reserve	09/06/01				254,321.94			
Logan County PSD 01-B Water Revenue	09/06/01	0.000 - 0.000	2,670,000	1,681,734	5,844.41	09/41	UNB	JK
Logan County PSD 01-B Water Reserve	09/06/01				69,745.11			
Logan County PSD 02-A Water Reserve	01/24/02				75,792.92			
Logan County PSD 02-B Water Revenue	10/09/02	0.000 - 0.000	1,100,000	716,774	2,447.47	09/42	UNB	JK
Logan County PSD 02-B Water Reserve	10/09/02				28,571.79			
Logan County PSD 03-B Water Revenue	10/29/03	0.000 - 0.000	3,600,000	2,470,588	7,932.26	09/43	UNB	JK
Logan County PSD 03-B Water Reserve	10/29/03				94,895.68			
Logan County PSD 05-A Water Revenue	04/27/05	0.000 - 0.000	923,245	669,805	2,368.28	03/45	UNB	JK
Logan County PSD 05-A Water Reserve	04/27/05				24,229.30			
Logan County PSD 08-A Water Revenue	07/16/08	0.000 - 0.000	1,700,000	1,368,830	3,720.67	06/48	UNB	JK
Logan County PSD 08-A Water Reserve	07/16/08				33,659.71			
Logan County PSD 08-B Water Revenue	07/16/08	0.000 - 0.000	1,900,000	1,519,992	4,132.92	06/48	UNB	JK

ACCOUNT NAME	ISSUE DATE	INTEREST RATE	ORIGINAL ISSUE	OUTSTANDING 6/30/2017	ACCT BALANCE 6/30/2017	LAST DEBT	PAYING AGENT	BOND COUNSEL
Logan County PSD 08-B Water Reserve	07/16/08				38,618.61			
Logan County PSD 10-A Water Revenue	03/16/10	0.000 - 0.000	800,000	689,456	1,774.62	03/50	UNB	JK
Logan County PSD 10-A Water Reserve	03/16/10				11,284.92			
Logan County PSD 12-A Water Reserve	12/13/12				5,975.80			
Logan County PSD 13-A Water Revenue	02/07/13	0.000 - 0.000	3,800,000	2,879,638	8,394.19	12/52	UNB	JK
Logan County PSD 13-A Water Reserve	02/07/13				28,265.04			
Logan County PSD 14-A Water Reserve	07/24/14				5,577.60			
Logan County PSD 14-B Water Revenue	07/24/14	2.000 - 2.000	3,478,000	3,020,281	23,878.47	12/45	UNB	JK
Logan County PSD 14-B Water Reserve	07/24/14				24,531.11			
Logan County PSD 15-A Water Reserve	06/05/15				0			
Logan County PSD 15-B Water Revenue	09/02/15	2.000 - 2.000	907,000	895,903	4,094.17	12/46	UNB	JK
Logan County PSD 15-B Water Reserve	09/02/15				2,352.92			
Logan County PSD 96-B Water Revenue	07/31/96	3.000 - 3.000	1,780,000	876,084	13,672.90	09/29	UNB	JK
Logan County PSD 96-B Water Reserve	07/31/96				86,833.04			
Logan County PSD 97-A Water Revenue	02/12/97	3.000 - 3.000	1,000,000	657,551	6,718.00	12/37	UNB	JK
Logan County PSD 97-A Water Reserve	02/12/97				43,176.36			
Logan County PSD 97-B Water Revenue	03/25/97	2.000 - 2.000	1,075,000	647,456	6,101.96	03/37	UNB	JK
Logan County PSD 97-B Water Reserve	03/25/97				39,870.81			
Logan County PSD 98-A Water Revenue	06/10/98	1.000 - 1.000	815,000	476,363	2,122.17	06/38	UNB	JK
Logan County PSD 98-A Water Reserve	06/10/98				25,245.31			
Logan County PSD 99-C Lot 2 Water Revenue	06/17/99	0.000 - 0.000	615,000	117,138	4,936.97	06/19	UNB	JK
Logan County PSD 99-A Water Revenue	04/21/99	0.000 - 0.000	5,050,000	3,213,004	12,429.27	03/39	UNB	JK
Logan County PSD 99-A Water Reserve	04/21/99				148,563.37			
Logan County PSD 99-C Water Revenue	06/17/99	0.000 - 0.000	2,590,000	1,470,430	5,633.12	06/39	UNB	JK
Logan County PSD 99-C Water Reserve	06/17/99				126,122.36			
Logan County PSD 99-D Water Revenue	12/14/99	5.800 - 5.800	330,000	78,112	20,689.01	10/19	BBT/WDA	JK

ACCOUNT NAME	ISSUE DATE	INTEREST RATE	ORIGINAL ISSUE	OUTSTANDING 6/30/2017	ACCT BALANCE 6/30/2017	LAST DEBT	PAYING AGENT	BOND COUNSEL
Logan County PSD 99-D Water Reserve	12/14/99				29,192.64			
Logan 08-A Sewer Revenue	06/27/08	0.000 - 0.000	4,446,053	3,575,663	700.24	06/48	DEP	S&J
Logan 08-A Sewer Reserve	06/27/08				114,345.90			
Logan 13-A Sewer Revenue	04/11/13	0.000 - 0.000	400,000	369,028	62.33	03/53	DEP	S&J
Logan 13-A Sewer Reserve	04/11/13				10,166.38			
Logan 87-A Sewer Revenue	09/25/87	8.380 - 8.380	623,087	361,420	20,973.81	10/26	BNY	JK
Logan 87-A Sewer Reserve	09/25/87				54,789.99			
Logan 87-B Sewer Revenue	09/25/87	0.000 - 0.000	152,833	40,221	2,537.10	10/26	BNY	JK
Logan 87-B Sewer Reserve	09/25/87				4,024.78			
Logan 93-A Sewer Revenue	03/29/93	7.750 - 7.750	2,284,839	1,627,654	60,435.08	10/31	BNY	JK
Logan 93-A Sewer Reserve	03/29/93				187,266.13			
Logan 93-B Sewer Revenue	03/29/93	0.000 - 0.000	76,161	29,293	1,225.01	10/31	BNY	JK
Logan 93-B Sewer Reserve	03/29/93				1,952.79			
Logan 95 Sewer Revenue	08/31/95	6.750 - 6.750	377,980	276,578	9,033.51	10/33	BNY	JK
Logan 95 Sewer Reserve	08/31/95				27,841.26			
Lubeck PSD 05-A Sewer Revenue	09/27/05	0.000 - 0.000	7,879,443	7,879,443	0	03/39	UNB	JK
Lubeck PSD 05-A Sewer Reserve	09/27/05				41,337.72			
Lubeck PSD 05-B Sewer Revenue	09/27/05	0.000 - 0.000	2,411,178	1,762,794	6,829.72	03/39	UNB	JK
Lubeck PSD 05-B Sewer Reserve	09/27/05				86,765.05			
Lubeck PSD 10-A Sewer Revenue	02/25/10	0.000 - 0.000	2,136,720	1,602,540	6,208.06	03/39	UNB	JK
Lubeck PSD 10-A Sewer Reserve	02/25/10				74,102.12			
Lubeck PSD 12-A Sewer Revenue	06/22/12	0.000 - 0.000	716,272	655,003	1,740.60	03/52	DEP	JK
Lubeck PSD 12-A Sewer Reserve	06/22/12				18,961.50			
Lubeck PSD 15-A Sewer Revenue	02/27/15	0.000 - 0.000	2,070,530	1,896,166	7,367.13	03/39	UNB	JK
Lubeck PSD 15-A Sewer Reserve	02/27/15				18,229.31			
Lubeck PSD 15-B Sewer Reserve	03/26/15				5,513.23			

ACCOUNT NAME	ISSUE DATE	INTEREST RATE	ORIGINAL ISSUE	OUTSTANDING 6/30/2017	ACCT BALANCE 6/30/2017	LAST DEBT	PAYING AGENT	BOND COUNSEL
Lubeck PSD 15 Sewer BAN	02/27/15	0.000 - 0.000	2,070,529	2,070,229	117.19	03/20	UNB	JK
Lubeck PSD 99-A Sewer Revenue	03/09/99	0.000 - 0.000	7,950,000	1,490,625	78,821.29	03/21	DEP	JK
Lubeck PSD 99-A Sewer Reserve	03/09/99				402,082.31			
Lubeck PSD 99-B Sewer Revenue	03/09/99	0.000 - 0.000	2,000,000	1,144,730	9,766.49	03/39	UNB	JK
Lubeck PSD 99-B Sewer Reserve	03/09/99				62,085.46			
Lubeck PSD 05-A Water Revenue	06/17/05	3.000 - 3.000	1,573,000	864,131	16,828.87	12/26	UNB	JK
Lubeck PSD 05-A Water Reserve	06/17/05				105,159.85			
Lubeck PSD 05-B Water Reserve	06/17/05				110,278.43			
Lubeck PSD 05-C Water Reserve	06/17/05				25,165.59			
Lubeck PSD 10-A Water Reserve	05/14/10				39,285.71			
Lubeck PSD 11-A Water Reserve	02/11/11				29,366.93			
Lubeck PSD 11-B Water Revenue	11/30/11	3.000 - 3.000	352,565	279,344	1,973.57	03/32	UNB	JK
Lubeck PSD 11-B Water Reserve	11/30/11				12,599.44			
Lubeck PSD 16-A Water Revenue	09/22/16	0.500 - 0.500	3,273,000	2,791,248	0	03/48	BPH	JK
Lubeck PSD 16-A Water Reserve	09/22/16				0			
Lubeck PSD 90-A Water Revenue	04/02/90	7.850 - 7.850	3,139,013	2,072,532	154,700.10	10/29	BNY	BR
Lubeck PSD 90-A Water Reserve	04/02/90				260,766.76			
Lubeck PSD 90-B Water Revenue	04/02/90	0.000 - 0.000	146,487	48,829	5,594.62	10/29	BNY	BR
Lubeck PSD 90-B Water Reserve	04/02/90				6,458.62			
Lumberport 11-A Sewer Revenue	12/15/11	0.000 - 0.000	1,755,150	1,380,263	5,679.96	09/37	UNB	S&J
Lumberport 11-A Sewer Reserve	12/15/11				68,281.77			
Lumberport 02-A Water Reserve	07/10/02				37,241.44			
Malden PSD 09-A Sewer Revenue	08/26/09	0.000 - 0.000	2,639,983	2,025,733	8,292.50	12/38	DEP	S&J
Malden PSD 09-A Sewer Reserve	08/26/09				95,794.37			
Malden PSD 09-C Sewer Reserve	08/26/09				113,851.68			
Malden PSD 16-A Sewer Reserve	10/06/16				0			

ACCOUNT NAME	ISSUE DATE	INTEREST RATE	ORIGINAL ISSUE	OUTSTANDING 6/30/2017	ACCT BALANCE 6/30/2017	LAST DEBT	PAYING AGENT	BOND COUNSEL
Malden PSD 16-B Sewer Reserve	10/06/16				0			
Malden PSD 16-C Sewer Reserve	10/06/16				0			
Malden PSD 16-D Sewer Revenue	10/06/16	1.000 - 1.000	5,000,000	4,608,321	0	09/48	UNB	S&J
Malden PSD 16-D Sewer Reserve	10/06/16				0			
Malden PSD 78 Sewer Revenue	12/21/78	6.000 - 7.200	7,040,000	970,000	499,978.14	10/18	BNY	JK
Malden PSD 78 Sewer Reserve	12/21/78				543,334.29			
Mannington PSD 10-A Water Reserve	05/25/10				23,559.89			
Mannington 17-A Sewer Refunding Revenue	03/15/17	2.520 - 2.520	1,143,000	1,138,339	10,772.36	06/27	BBT Govment	S&J
Mannington 17-A Sewer Refunding Reserve	03/15/17				114,453.71			
Marion County Schools 11 GO	03/02/11	2.000 - 4.000	15,760,000	6,905,000	456,043.56	05/21	DTC	S&J
Marion County Schools 11 GO Surplus Collections	03/02/11				579,423.36			
Marlinton 05-A Water & Sewer Revenue	10/19/05	0.000 - 0.000	1,660,766	1,079,486	5,050.50	12/36	DEP	S&J
Marlinton 05-A Water & Sewer Reserve	10/19/05				55,618.39			
Marlinton 08-A Water & Sewer Revenue	02/06/08	0.000 - 0.000	2,187,000	1,755,170	4,725.13	12/48	UNB	S&J
Marlinton 08-A Water & Sewer Reserve	02/06/08				43,878.60			
Marlinton 97-A Water & Sewer Revenue	01/30/97	0.000 - 0.000	239,495	118,250	507.99	03/37	UNB	S&J
Marlinton 97-A Water & Sewer Reserve	01/30/97				6,020.23			
Marlinton 97-B Water & Sewer Revenue	08/18/97	0.000 - 0.000	555,450	281,240	1,391.72	06/37	UNB	S&J
Marlinton 97-B Water & Sewer Reserve	08/18/97				14,177.82			
Marlinton 98-A Water & Sewer Revenue	11/20/98	0.000 - 0.000	705,400	299,778	2,827.09	03/30	BPH	S&J
Marlinton 98-A Water & Sewer Reserve	11/20/98				23,660.38			
Marmet 09-A Sewer Revenue	06/18/09	0.000 - 0.000	1,688,771	1,308,794	28,545.04	09/40	DEP	S&J
Marmet 09-A Sewer Reserve	06/18/09				41,049.72			
Marmet 90-A Sewer Revenue	01/03/90	7.850 - 7.850	664,013	419,643	33,532.23	10/28	BNY	JTP
Marmet 90-A Sewer Reserve	01/03/90				55,398.38			
Marmet 90-B Sewer Revenue	01/03/90	0.000 - 0.000	30,987	9,785	691.8	10/28	BNY	JTP

ACCOUNT NAME	ISSUE DATE	INTEREST RATE	ORIGINAL ISSUE	OUTSTANDING 6/30/2017	ACCT BALANCE 6/30/2017	LAST DEBT	PAYING AGENT	BOND COUNSEL
Marmet 90-B Sewer Reserve	01/03/90				1,482.20			
Marshall County PSD #2 14-A Water Reserve	07/11/14				8,745.60			
Marshall County PSD #2 16-A Water Reserve	03/10/16				0			
Marshall County PSD #3 12-A Water Revenue	11/08/12	1.000 - 1.000	3,550,022	3,300,245	10,678.18	09/52	UNB	S&J
Marshall County PSD #3 12-A Water Reserve	11/08/12				111,513.46			
Marshall County PSD #4 07-A Water Reserve	09/26/07				124,114.99			
Marshall County PSD #4 07-B Water Revenue	09/26/07	0.000 - 0.000	1,225,000	898,312	11,957.05	06/39	BPH	S&J
Marshall County PSD #4 07-B Water Reserve	09/26/07				40,982.12			
Marshall County PSD #4 82 Water Reserve	02/11/71				69,427.49			
Marshall County PSD #4 89 Water Reserve	07/23/90				21,982.94			
Marshall County PSD #4 96-A Water Reserve	07/25/96				8,421.83			
Marshall County PSD #4 96-B Water Reserve	07/25/96				22,826.18			
Marshall County Schools 07 GO	06/26/07	4.000 - 5.000	27,900,000	11,185,000	2,000.00	05/22	DTC	BR
Marshall County Schools 07 GO Escrow Funds	06/29/17				11,464,625.00			
Marshall County Sewerage District 07-A Revenue	11/02/07	0.000 - 0.000	643,800	509,144	4,219.35	09/47	UNB	S&J
Marshall County Sewerage District 07-A Reserve	11/02/07				13,605.83			
Marshall County Sewerage District 07-B Revenue	11/02/07	0.000 - 0.000	200,000	200,000	0	09/38	UNB	S&J
Marshall County Sewerage District 07-B Reserve	11/02/07				0			
Marshall County Sewerage District 17-A Reserve	06/02/17				0			
Marshall County Sewerage District 17-B Revenue	06/02/17	1.000 - 1.000	2,160,000	63,876	0	06/57	UNB	S&J
Marshall County Sewerage District 17-B Reserve	06/02/17				0			
Marshall County Sewerage District 87-A Revenue	03/18/87	8.380 - 8.380	89,940	52,169	3,825.83	10/26	BNY	S&J
Marshall County Sewerage District 87-A Reserve	03/18/87				7,930.48			
Marshall County Sewerage District 87-B Revenue	03/18/87	0.000 - 0.000	22,060	5,805	1,192.56	10/26	BNY	S&J
Marshall County Sewerage District 87-B Reserve	03/18/87				1,050.18			
Marshall County Sewerage District 90-A Revenue	11/26/90	8.100 - 8.100	267,737	179,788	9,911.58	10/29	BNY	S&J

ACCOUNT NAME	ISSUE DATE	INTEREST RATE	ORIGINAL ISSUE	OUTSTANDING 6/30/2017	ACCT BALANCE 6/30/2017	LAST DEBT	PAYING AGENT	BOND COUNSEL
Marshall County Sewerage District 90-A Reserve	11/26/90				22,934.75			
Marshall County Sewerage District 90-B Revenue	11/26/90	0.000 - 0.000	12,091	4,136	594.65	10/29	BNY	S&J
Marshall County Sewerage District 90-B Reserve	11/26/90				415.99			
Martinsburg 00-A Water & Sewer Revenue	09/27/00	2.000 - 2.000	7,564,000	2,078,574	97,957.06	03/22	BPH	BR
Martinsburg 00-A Water & Sewer Reserve	09/27/00				461,014.92			
Martinsburg 00-B Water & Sewer Revenue	09/27/00	3.000 - 3.000	3,000,000	882,421	39,066.67	03/22	UNB	BR
Martinsburg 00-B Water & Sewer Reserve	09/27/00				200,546.98			
Martinsburg 00-C Water & Sewer Revenue	09/27/00	5.800 - 5.800	1,976,352	1,615,150	68,800.47	10/39	BNY	BR
Martinsburg 00-C Water & Sewer Reserve	09/27/00				129,272.55			
Martinsburg 11-A Water & Sewer Revenue	12/28/11	2.000 - 3.875	8,830,000	7,120,000	405,101.65	09/31	DTC	BR
Martinsburg 11-A Water & Sewer Reserve	12/28/11				624,138.36			
Martinsburg 13-A Water & Sewer Revenue	10/01/13	0.500 - 0.500	29,454,059	27,985,962	133,953.20	09/36	DEP	BR
Martinsburg 13-A Water & Sewer Reserve	10/01/13				1,528,476.77			
Mason County PSD 08-A Sewer Revenue	10/28/08	0.000 - 0.000	500,000	400,625	1,093.87	09/48	UNB	JK
Mason County PSD 08-A Sewer Reserve	10/28/08				10,105.82			
Mason County PSD 12-A Sewer Revenue	11/01/12	0.000 - 0.000	4,600,000	4,267,096	11,206.59	09/52	DEP	JK
Mason County PSD 12-A Sewer Reserve	11/01/12				34,441.07			
Mason County PSD 00-A Water Revenue	06/28/00	2.000 - 2.000	960,000	210,327	10,582.38	03/21	BPH	JK
Mason County PSD 00-A Water Reserve	06/28/00				58,516.24			
Mason County PSD 01-A Water Reserve	03/16/01				20,720.42			
Mason County PSD 04-A Water Revenue	06/08/04	2.000 - 2.000	602,000	262,115	6,635.41	03/25	BPH	JK
Mason County PSD 04-A Water Reserve	06/08/04				36,693.05			
Mason County PSD 05-A Water Reserve	06/24/05				174,952.97			
Mason County PSD 05-B Water Reserve	06/24/05				12,909.70			
Mason County PSD 10-A Water Reserve	05/24/10				85,597.90			
Mason County PSD 10-B Water Reserve	06/04/10				142,617.42			

ACCOUNT NAME	ISSUE DATE	INTEREST RATE	ORIGINAL ISSUE	OUTSTANDING 6/30/2017	ACCT BALANCE 6/30/2017	LAST DEBT	PAYING AGENT	BOND COUNSEL
Mason County PSD 97-B Water Revenue	09/25/97	3.000 - 3.000	818,000	537,819	5,918.18	09/37	UNB	JK
Mason County PSD 97-B Water Reserve	09/25/97				35,631.11			
Mason 01-A Water & Sewer Revenue	05/10/01	0.000 - 0.000	650,000	169,633	6,362.03	12/21	BPH	S&J
Mason 01-A Water & Sewer Reserve	05/10/01				39,728.42			
Mason 07-A Water & Sewer Revenue	06/14/07	0.000 - 0.000	1,719,000	1,339,458	3,766.47	06/47	UNB	S&J
Mason 07-A Water & Sewer Reserve	06/14/07				47,128.18			
Mason 09-A Water & Sewer Revenue	09/02/09	0.000 - 0.000	107,900	83,621	588.45	09/40	DEP	S&J
Mason 09-A Water & Sewer Reserve	09/02/09				3,625.05			
Mason 16-A Water & Sewer Revenue	06/03/16	0.500 - 0.500	2,291,493	1,998,227	0	09/47	BPH	S&J
Mason 16-A Water & Sewer Reserve	06/03/16				82,633.23			
Mason 96-A Water & Sewer Revenue	12/17/96	2.000 - 2.000	130,000	1,966	2,169.79	09/17	DEP	S&J
Mason 98-A Water & Sewer Revenue	06/04/98	0.000 - 0.000	1,602,000	852,346	8,906.63	03/38	UNB	S&J
Mason 98-A Water & Sewer Reserve	06/04/98				41,659.92			
Masontown 01-A Sewer Reserve	08/22/01				36,175.46			
Masontown 01-B Sewer Revenue	08/22/01	0.000 - 0.000	1,500,000	947,336	12,601.55	06/41	UNB	S&J
Masontown 01-B Sewer Reserve	08/22/01				39,695.86			
Masontown 07-A Sewer Reserve	04/20/07				11,452.68			
Masontown 15-A Sewer Revenue	03/05/15	0.000 - 0.000	4,090,000	4,026,959	8,959.06	03/55	UNB	S&J
Masontown 15-A Sewer Reserve	03/05/15				6,246.59			
Masontown 15-B Sewer Revenue	03/05/15	1.000 - 1.000	4,090,000	4,045,989	11,842.68	03/55	UNB	S&J
Masontown 15-B Sewer Reserve	03/05/15				7,524.74			
Masontown 15-C Sewer Reserve	03/05/15				306.17			
Masontown 07-A Water Revenue	03/12/07	0.500 - 0.500	815,500	639,923	1,957.93	03/47	UNB	S&J
Masontown 07-A Water Reserve	03/12/07				23,262.83			
Masontown 07-B Water Revenue	03/12/07	0.000 - 0.000	635,500	444,844	2,062.66	06/38	BPH	S&J
Masontown 07-B Water Reserve	03/12/07				21,274.54			

ACCOUNT NAME	ISSUE DATE	INTEREST RATE	ORIGINAL ISSUE	OUTSTANDING 6/30/2017	ACCT BALANCE 6/30/2017	LAST DEBT	PAYING AGENT	BOND COUNSEL
Masontown 11-A Water Revenue	12/22/11	0.000 - 0.000	760,987	653,849	1,671.11	12/51	UNB	S&J
Masontown 11-A Water Reserve	12/22/11				19,888.52			
McDowell County PSD 01-A Water Reserve	02/23/01				8,013.98			
McDowell County PSD 06-A Water Reserve	07/27/06				13,051.94			
McDowell County PSD 06-B Water Refunding Revenue	07/27/06	0.000 - 0.000	300,000	225,968	656.13	06/46	UNB	S&J
McDowell County PSD 06-B Water Refunding Reserve	07/27/06				7,832.88			
McDowell County PSD 07-A Water Reserve	09/19/07				10,965.98			
McDowell County PSD 08-A Water Reserve	11/10/08				11,035.88			
McDowell County PSD 09-A Water Reserve	08/13/09				5,649.26			
McDowell County PSD 11-A Water Reserve	03/24/11				4,832.05			
McDowell County PSD 11-B Water Reserve	06/23/11				10,453.56			
McDowell County PSD 11-C Water Reserve	11/17/11				4,691.30			
McDowell County PSD 14-A Water Reserve	06/13/14				8,344.97			
McDowell County PSD 15-A Water Reserve	03/09/15				618.34			
McDowell County PSD 93 Water Reserve	06/23/93				48,334.13			
McDowell County PSD 95 Water Reserve	09/26/95				27,614.66			
McDowell County PSD 97-A Water Reserve	10/15/97				30,382.54			
McDowell County PSD 99-A Water Reserve	06/21/99				16,949.43			
McDowell County PSD 99-B Water Reserve	08/11/99				40,753.06			
McDowell County PSD 99-C Water Reserve	08/11/99				6,927.67			
McMechen 86 Sewer Revenue	10/20/86	9.750 - 9.750	731,000	453,660	50,990.32	10/26	BNY	S&J
McMechen 86 Sewer Reserve	10/20/86				73,233.39			
Meadow Creek PSD 16-A Sewer Revenue	01/12/16	2.000 - 2.000	619,888	182,264	0	09/47	UNB	JK
Meadow Creek PSD 16-A Sewer Reserve	01/12/16				0			
Middlebourne 99-B Sewer Revenue	08/27/99	2.000 - 2.000	375,000	71,556	7,273.94	09/20	DEP	G&G
Middlebourne 99-B Sewer Reserve	08/27/99				22,855.17			

ACCOUNT NAME	ISSUE DATE	INTEREST RATE	ORIGINAL ISSUE	OUTSTANDING 6/30/2017	ACCT BALANCE 6/30/2017	LAST DEBT	PAYING AGENT	BOND COUNSEL
Midland PSD 86-B Sewer Revenue	09/29/86	8.380 - 8.380	263,096	152,028	14,806.05	10/26	BNY	S&J
Midland PSD 86-B Sewer Reserve	09/29/86				23,100.77			
Midland PSD 86-C Sewer Revenue	09/29/86	0.000 - 0.000	260,975	66,917	6,256.11	10/26	BNY	S&J
Midland PSD 86-C Sewer Reserve	09/29/86				6,799.04			
Mill Creek 15-A Water Revenue	11/10/15	1.000 - 1.000	3,750,000	954,000	9,864.64	09/55	UNB	S&J
Mill Creek 15-A Water Reserve	11/10/15				984.19			
Milton 04-A Sewer Refunding Revenue	12/29/04	0.000 - 0.000	6,351,371	4,566,345	31,381.61	12/44	DEP	JK
Milton 04-A Sewer Refunding Reserve	12/29/04				166,752.29			
Milton 04-B Sewer Refunding Revenue	12/29/04	0.000 - 0.000	1,571,903	1,130,126	7,112.53	12/44	UNB	JK
Milton 04-B Sewer Refunding Reserve	12/29/04				41,394.62			
Milton 07-A Water Refunding Reserve	06/08/07				68,884.76			
Milton 08-A Water Revenue	07/30/08	0.000 - 0.000	2,893,000	2,196,611	6,259.16	06/48	UNB	S&J
Milton 08-A Water Reserve	07/30/08				75,493.43			
Milton 16-A Water Revenue	05/26/16	2.560 - 2.560	2,000,000	1,923,120	11,637.86	06/34	OVB:BH	S&J
Milton 16-A Water Reserve	05/26/16				140,047.90			
Mineral Wells PSD 03-A Sewer Revenue	10/30/03	2.000 - 2.000	415,000	175,290	4,560.92	12/24	DEP	BR
Mineral Wells PSD 03-A Sewer Reserve	10/30/03				25,295.81			
Mineral Wells PSD 10 Sewer Refunding Revenue	01/07/10	4.700 - 4.700	1,041,700	649,725	15,714.08	10/25	BBT Govment	BR
Mineral Wells PSD 10 Sewer Refunding Reserve	01/07/10				94,635.40			
Mineral Wells PSD 12-A Sewer Reserve	04/13/12				82,354.11			
Mineral Wells PSD 13-A Sewer Reserve	07/17/13				19,458.85			
Mineral Wells PSD 17 Sewer Revenue	03/01/17	3.400 - 3.400	748,345	38,000	0	09/32	UB -Parkersburg	BRM
Mineral Wells PSD 17 Sewer Reserve	03/01/17				0			
Mineral Wells PSD 85-B Sewer Revenue	12/02/85	0.000 - 0.000	589,625	139,648	15,069.62	10/25	BNY	BR
Mineral Wells PSD 85-B Sewer Reserve	12/02/85				15,558.58			
Mineral Wells PSD 04-A Water Revenue	06/17/04	0.000 - 0.000	3,750,000	2,629,870	16,315.25	06/44	UNB	BR

ACCOUNT NAME	ISSUE DATE	INTEREST RATE	ORIGINAL ISSUE	OUTSTANDING 6/30/2017	ACCT BALANCE 6/30/2017	LAST DEBT	PAYING AGENT	BOND COUNSEL
Mineral Wells PSD 04-A Water Reserve	06/17/04				97,404.45			
Mineral Wells PSD 04-B Water Reserve	06/17/04				19,297.86			
Mineral Wells PSD 09-A Water Reserve	10/22/09				16,013.68			
Mineral Wells PSD 13 Water Reserve	06/21/13				2,079.31			
Mingo County PSD 05-A Sewer Revenue	11/09/05	0.000 - 0.000	2,552,180	1,872,703	12,635.91	09/45	UNB	S&J
Mingo County PSD 05-A Sewer Reserve	11/09/05				67,593.68			
Mingo County PSD 00-A Water Reserve	08/28/00				66,328.80			
Mingo County PSD 00-B Water Reserve	08/28/00				59,369.21			
Mingo County PSD 00-C Water Revenue	08/28/00	5.800 - 5.800	2,853,436	2,348,936	91,482.70	10/39	BNY	S&J
Mingo County PSD 00-C Water Reserve	08/28/00				187,506.16			
Mingo County PSD 00-D Water Revenue	08/28/00	5.800 - 5.800	715,000	588,586	27,122.92	10/39	BBT/WDA	S&J
Mingo County PSD 00-D Water Reserve	08/28/00				46,985.58			
Mingo County PSD 00-E Water Revenue	08/28/00	0.000 - 0.000	8,916,818	5,432,750	21,870.56	06/40	UNB	S&J
Mingo County PSD 00-E Water Reserve	08/28/00				236,207.92			
Mingo County PSD 01-A Water Revenue	03/09/01	0.000 - 0.000	837,540	504,662	2,411.02	12/40	UNB	S&J
Mingo County PSD 01-A Water Reserve	03/09/01				21,476.01			
Mingo County PSD 10-A Water Reserve	01/12/10				31,558.13			
Mingo County PSD 11-A Water Reserve	02/10/11				35,184.85			
Mingo County PSD 11-B Water Reserve	02/10/11				3,932.42			
Mingo County PSD 12-A Water Reserve	01/17/12				18,722.15			
Mingo County PSD 12-B Water Reserve	06/18/12				8,639.46			
Mingo County PSD 15-A Water Reserve	03/26/15				960.75			
Monongah 98-A Sewer Revenue	10/29/98	0.000 - 0.000	1,982,400	1,094,182	10,058.71	09/38	UNB	S&J
Monongah 98-A Sewer Reserve	10/29/98				52,810.15			
Monongah 10-A Water Reserve	04/15/10				106,270.54			
Monongah 10-B Water Reserve	04/15/10				5,104.58			

ACCOUNT NAME	ISSUE DATE	INTEREST RATE	ORIGINAL ISSUE	OUTSTANDING 6/30/2017	ACCT BALANCE 6/30/2017	LAST DEBT	PAYING AGENT	BOND COUNSEL
Monongalia County Schools 12 Refunding GO	07/10/12	1.750 - 5.000	42,615,000	34,990,000	723,767.47	05/33	DTC	BR
Monongalia County Schools 12 Refunding GO Sur Col	07/10/12				3,678,877.90			
Montgomery 09 Sewer Reserve	09/10/09				9,903.14			
Montgomery 87-A Sewer Revenue	10/27/87	8.380 - 8.380	1,164,146	675,255	73,875.73	10/26	BNY	JTP
Montgomery 87-A Sewer Reserve	10/27/87				102,635.71			
Montgomery 87-B Sewer Revenue	10/27/87	0.000 - 0.000	285,539	75,142	20,143.46	10/26	BNY	JTP
Montgomery 87-B Sewer Reserve	10/27/87				9,269.16			
Montgomery 93-A Sewer Revenue	01/19/93	7.750 - 7.750	648,387	461,892	27,503.56	10/31	BNY	JTP
Montgomery 93-A Sewer Reserve	01/19/93				53,282.75			
Montgomery 93-B Sewer Revenue	01/19/93	0.000 - 0.000	21,613	8,313	699.73	10/31	BNY	JTP
Montgomery 93-B Sewer Reserve	01/19/93				684.32			
Moorefield 09-A Sewer Revenue	03/03/09	0.000 - 0.000	511,051	391,732	2,598.62	12/42	UNB	JK
Moorefield 09-A Sewer Reserve	03/03/09				15,504.11			
Moorefield 87-A Sewer Revenue	11/20/87	8.380 - 8.380	156,720	90,903	6,703.05	10/26	BNY	JK
Moorefield 87-A Sewer Reserve	11/20/87				13,814.95			
Moorefield 87-B Sewer Revenue	11/20/87	0.000 - 0.000	38,440	10,116	4,127.45	10/26	BNY	JK
Moorefield 87-B Sewer Reserve	11/20/87				2,279.37			
Moorefield 99-A Sewer Revenue	03/17/99	0.000 - 0.000	1,400,000	227,500	12,937.46	09/20	DEP	S&J
Moorefield 99-A Sewer Reserve	03/17/99				71,300.18			
Moorefield 07-A Water Revenue	03/01/07	4.100 - 5.000	3,155,000	2,715,000	66,637.73	03/42	DTC	S&J
Moorefield 07-A Water Reserve	03/01/07				194,860.87			
Moorefield 87-A Water Revenue	11/20/87	8.380 - 8.380	443,275	257,121	18,855.83	10/26	BNY	JK
Moorefield 87-A Water Reserve	11/20/87				39,082.77			
Moorefield 87-B Water Revenue	11/20/87	0.000 - 0.000	108,725	28,612	4,958.11	10/26	BNY	JK
Moorefield 87-B Water Reserve	11/20/87				2,890.73			
Moorefield 92-A Water Revenue	05/28/92	7.750 - 7.750	1,451,613	1,034,087	49,999.07	10/31	BNY	S&J

ACCOUNT NAME	ISSUE DATE	INTEREST RATE	ORIGINAL ISSUE	OUTSTANDING 6/30/2017	ACCT BALANCE 6/30/2017	LAST DEBT	PAYING AGENT	BOND COUNSEL
Moorefield 92-A Water Reserve	05/28/92				119,288.55			
Moorefield 92-B Water Revenue	05/28/92	0.000 - 0.000	48,387	18,610	1,648.34	10/31	BNY	S&J
Moorefield 92-B Water Reserve	05/28/92				1,253.45			
Moorefield/Hardy County 12-A Sewer Revenue	03/26/12	0.000 - 0.000	16,500,000	15,188,736	40,344.12	03/52	DEP	S&J
Moorefield/Hardy County 12-A Sewer Reserve	03/26/12				135,344.75			
Morgantown 12 Parking Refunding Revenue	12/20/12	2.500 - 2.500	3,534,000	1,863,028	41,115.53	12/21	UB:BH	S&J
Morgantown 00-A Water & Sewer Revenue	02/29/00	0.000 - 0.000	7,842,000	2,829,575	29,165.23	03/26	DEP	S&J
Morgantown 00-A Water & Sewer Reserve	02/29/00				0			
Morgantown 00-B Water & Sewer Revenue	02/29/00	0.000 - 0.000	2,488,000	1,473,122	6,034.05	12/39	UNB	S&J
Morgantown 00-B Water & Sewer Reserve	02/29/00				0			
Morgantown 06-A Water & Sewer Revenue	06/30/06	2.000 - 2.000	6,410,191	3,838,987	37,645.57	06/28	DEP	S&J
Morgantown 06-A Water & Sewer Reserve	06/30/06				0			
Morgantown 07-A Water & Sewer Revenue	08/14/07	2.000 - 2.000	8,500,000	5,652,811	48,890.67	06/29	DEP	S&J
Morgantown 07-A Water & Sewer Reserve	08/14/07				0			
Morgantown 10-A Water & Sewer Revenue	01/28/10	5.000 - 6.375	37,950,000	37,950,000	200,389.08	12/40	DTC	S&J
Morgantown 10-A Water & Sewer Reserve	01/28/10				0			
Morgantown 10-C Water & Sewer Revenue	01/28/10	2.000 - 2.000	15,380,227	12,262,437	177,197.41	09/32	DEP	S&J
Morgantown 10-C Water & Sewer Reserve	01/28/10				937,402.69			
Morgantown 10-D Water & Sewer Revenue	01/28/10	2.000 - 2.000	9,317,286	7,428,539	113,812.39	09/32	BPH	S&J
Morgantown 10-D Water & Sewer Reserve	01/28/10				668,271.87			
Morgantown 10-E Water & Sewer Revenue	01/28/10	2.000 - 2.000	100,000	79,728	1,028.81	09/32	BPH	S&J
Morgantown 10-E Water & Sewer Reserve	01/28/10				6,096.99			
Morgantown 10-F Water & Sewer Revenue	01/28/10	1.500 - 3.200	7,250,000	2,200,000	644,022.71	12/18	DTC	S&J
Morgantown 10-F Water & Sewer Reserve	01/28/10				0			
Morgantown 12-A Water & Sewer Revenue	08/24/12	0.500 - 0.500	570,000	512,295	1,849.47	03/44	BPH	S&J
Morgantown 12-A Water & Sewer Reserve	08/24/12				6,854.25			

ACCOUNT NAME	ISSUE DATE	INTEREST RATE	ORIGINAL ISSUE	OUTSTANDING 6/30/2017	ACCT BALANCE 6/30/2017	LAST DEBT	PAYING AGENT	BOND COUNSEL
Morgantown 12-C Water & Sewer Revenue	10/05/12	1.500 - 4.000	2,330,000	1,955,000	91,375.00	10/32	DTC	S&J
Morgantown 12-C Water & Sewer Reserve	10/05/12				166,501.15			
Morgantown 13-A (Canyon PSD) Water & Sewer Revenue	08/22/13	0.000 - 0.000	4,605,260	4,078,940	30,004.20	06/48	UNB	S&J
Morgantown 13-A (Canyon PSD) Water & Sewer Reserve	08/22/13				132,769.86			
Morgantown 14-B Water & Sewer Revenue	07/23/14	3.160 - 3.160	505,421	452,004	2,860.58	08/34	JPMC:BH	S&J
Morgantown 14-B Water & Sewer Reserve	07/23/14				10,001.63			
Morgantown 15-A Water & Sewer Revenue	03/31/15	7.750 - 7.750	137,568	97,999	5,742.21	10/31	BNY	BR
Morgantown 15-A Water & Sewer Reserve	03/31/15				11,305.38			
Morgantown 15-B Water & Sewer Revenue	03/31/15	0.000 - 0.000	4,586	1,764	123.57	10/31	BNY	BR
Morgantown 15-B Water & Sewer Reserve	03/31/15				139.51			
Morgantown 15-C Water & Sewer Revenue	03/31/15	0.000 - 0.000	8,111,813	5,603,535	20,851.25	09/43	DEP	G&G
Morgantown 15-C Water & Sewer Reserve	03/31/15				214,697.90			
Morgantown 15-D Water & Sewer Revenue	03/31/15	0.000 - 0.000	1,688,394	1,434,566	3,935.40	12/49	DEP	S&J
Morgantown 15-D Water & Sewer Reserve	03/31/15				25,886.05			
Morgantown 15-E Water & Sewer Revenue	06/11/15	0.000 - 0.000	662,300	641,205	1,565.29	06/55	DEP	S&J
Morgantown 15-E Water & Sewer Reserve	06/11/15				2,256.28			
Morgantown 16-A Water & Sewer Revenue	12/01/16	3.000 - 5.000	69,755,000	69,755,000	924,005.65	12/46	DTC	S&J
Morgantown 16-B1 Water & Sewer Revenue	12/15/16	0.750 - 0.750	25,000,000	4,192,888	121,597.03	09/46	DEP	S&J
Morgantown 16-B1 Water & Sewer Reserve	12/15/16				0			
Moundsville 11-A Sewer Revenue	06/09/11	2.000 - 2.000	3,678,601	3,014,760	27,322.54	03/33	DEP	S&J
Moundsville 11-A Sewer Reserve	06/09/11				97,357.75			
Moundsville 87-A Sewer Revenue	11/18/87	8.380 - 8.380	1,846,978	1,071,331	90,016.43	10/26	BNY	S&J
Moundsville 87-A Sewer Reserve	11/18/87				162,835.90			
Moundsville 87-B Sewer Revenue	11/18/87	0.000 - 0.000	453,022	119,216	11,552.58	10/26	BNY	S&J
Moundsville 87-B Sewer Reserve	11/18/87				11,995.55			
Moundsville 05-A Water Reserve	12/21/05				248,827.26			

ACCOUNT NAME	ISSUE DATE	INTEREST RATE	ORIGINAL ISSUE	OUTSTANDING 6/30/2017	ACCT BALANCE 6/30/2017	LAST DEBT	PAYING AGENT	BOND COUNSEL
Moundsville 05-B Water Revenue	12/21/05	5.200 - 5.200	9,745,000	7,947,733	296,114.93	10/35	BNY	S&J
Moundsville 05-B Water Reserve	12/21/05				638,301.76			
Mountain Top PSD 09-B Water Revenue	01/23/09	0.000 - 0.000	2,673,000	2,204,340	5,846.22	03/49	UNB	S&J
Mountain Top PSD 09-B Water Reserve	01/23/09				69,646.60			
Mt Hope 02-A Water & Sewer Refunding Revenue	12/01/02	4.000 - 5.700	1,285,000	180,000	45,521.96	03/31	DTC	JK
Mt Hope 02-A Water & Sewer Refunding Reserve	12/01/02				120,880.11			
Mt Hope 07-A Water & Sewer Revenue	11/28/07	0.000 - 0.000	646,600	468,763	7,291.50	03/39	DEP	JK
Mt Hope 07-A Water & Sewer Reserve	11/28/07				21,595.44			
Mt Hope 99-A Water & Sewer Revenue	05/20/99	0.000 - 0.000	1,490,000	242,125	6,910.26	09/20	DEP	JK
Mt Hope 99-A Water & Sewer Reserve	05/20/99				74,928.52			
Mt Zion PSD 95-A Sewer Reserve	06/21/95				402.84			
Mt Zion PSD 95-B Sewer Reserve	06/21/95				63.18			
Mt Zion PSD 10-A Water Reserve	04/26/10				430.57			
Mt Zion PSD 10-B Water Reserve	04/26/10				904.41			
Mt Zion PSD 84 Water Reserve	02/02/84				2,804.76			
Mt Zion PSD 98 Water Reserve	05/20/98				333.3			
Mullens 98-B Sewer Revenue	12/17/98	0.000 - 0.000	2,586,300	1,977,756	13,356.00	06/30	UNB	JK
Mullens 98-B Sewer Reserve	12/17/98				62,275.10			
Nettie Leivasy PSD 00 Water Revenue	08/29/00	5.800 - 5.800	386,000	315,454	11,036.97	10/39	BNY	S&J
Nettie Leivasy PSD 00 Water Reserve	08/29/00				25,249.33			
Nettie Leivasy PSD 11-A Water Revenue	03/02/11	0.000 - 0.000	2,000,000	1,753,246	4,380.98	03/51	UNB	S&J
Nettie Leivasy PSD 11-A Water Reserve	03/02/11				25,230.95			
Nettie Leivasy PSD 11-B Water Revenue	03/02/11	0.000 - 0.000	3,073,000	2,586,429	9,943.73	09/42	BPH	S&J
Nettie Leivasy PSD 11-B Water Reserve	03/02/11				49,752.21			
Nettie Leivasy PSD 11-C Water Revenue	09/29/11	0.000 - 0.000	1,000,000	895,424	2,204.37	09/51	UNB	S&J
Nettie Leivasy PSD 11-C Water Reserve	09/29/11				26,304.51			

ACCOUNT NAME	ISSUE DATE	INTEREST RATE	ORIGINAL ISSUE	OUTSTANDING 6/30/2017	ACCT BALANCE 6/30/2017	LAST DEBT	PAYING AGENT	BOND COUNSEL
New Creek PSD 87-A Sewer Revenue	08/17/87	8.380 - 8.380	200,757	116,448	9,857.32	10/26	BNY	S&J
New Creek PSD 87-A Sewer Reserve	08/17/87				17,701.97			
New Creek PSD 87-B Sewer Revenue	08/17/87	0.000 - 0.000	49,243	12,959	2,991.50	10/26	BNY	S&J
New Creek PSD 87-B Sewer Reserve	08/17/87				2,235.67			
New Creek Water 04-B Water Revenue	11/18/04	0.000 - 0.000	1,095,000	780,098	5,174.19	09/44	UNB	S&J
New Creek Water 04-B Water Reserve	11/18/04				31,119.17			
New Creek Water 04-C Water Revenue	11/18/04	3.000 - 3.000	286,000	149,910	3,606.61	06/26	UNB	S&J
New Creek Water 04-C Water Reserve	11/18/04				19,436.90			
New Cumberland 04-A Water & Sewer Revenue	06/18/04	0.000 - 0.000	238,600	164,132	1,133.53	06/44	UNB	S&J
New Cumberland 04-A Water & Sewer Reserve	06/18/04				6,123.69			
New Cumberland 09-A Water & Sewer Revenue	12/15/09	5.000 - 5.000	764,000	579,339	37,553.60	10/29	BBT/WDA	S&J
New Cumberland 09-A Water & Sewer Reserve	12/15/09				46,530.55			
New Cumberland 94-A Water & Sewer Revenue	10/27/94	6.750 - 6.750	647,121	473,517	26,757.19	10/33	BNY	S&J
New Cumberland 94-A Water & Sewer Reserve	10/27/94				47,789.85			
New Haven PSD 00-A Water Revenue	03/02/00	0.000 - 0.000	1,241,000	568,770	4,189.79	03/31	BPH	S&J
New Haven PSD 00-A Water Reserve	03/02/00				0			
New Haven PSD 00-B Water Revenue	03/02/00	0.000 - 0.000	9,004,675	5,252,702	19,957.71	03/40	UNB	S&J
New Haven PSD 00-B Water Reserve	03/02/00				0			
New Haven PSD 00-C Water Revenue	09/21/00	4.500 - 5.875	1,605,000	1,300,000	24,235.46	06/40	BNY	S&J
New Haven PSD 00-C Water Reserve	09/21/00				0			
New Haven PSD 00-D Water Revenue	09/21/00	0.000 - 0.000	767,354	358,074	2,566.07	06/31	BPH	S&J
New Haven PSD 00-D Water Reserve	09/21/00				0			
New Haven PSD 01-A Water Revenue	03/29/01	0.000 - 0.000	995,325	606,100	2,215.45	03/41	UNB	S&J
New Haven PSD 01-A Water Reserve	03/29/01				0			
New Haven PSD 01-B Water Revenue	03/29/01	0.000 - 0.000	732,646	360,195	2,427.03	03/32	BPH	S&J
New Haven PSD 01-B Water Reserve	03/29/01				0			

ACCOUNT NAME	ISSUE DATE	INTEREST RATE	ORIGINAL ISSUE	OUTSTANDING 6/30/2017	ACCT BALANCE 6/30/2017	LAST DEBT	PAYING AGENT	BOND COUNSEL
New Haven PSD 07-B Water Reserve	10/23/07				0			
New Haven PSD 09-A Water Revenue	01/16/09	0.000 - 0.000	802,000	643,621	1,726.21	12/48	UNB	S&J
New Haven PSD 09-A Water Reserve	01/16/09				0			
New Haven PSD 09-B Water Revenue	08/12/09	0.000 - 0.000	651,806	536,990	1,642.26	12/47	UNB	S&J
New Haven PSD 09-B Water Reserve	08/12/09				0			
New Haven 10-A Sewer Refunding Revenue	11/09/10	3.690 - 3.690	370,000	90,565	4,288.45	04/19	BBT Govment	S&J
New Haven 10-A Sewer Refunding Reserve	11/09/10				19,838.84			
New Haven 10-B Sewer Refunding Revenue	12/16/10	0.000 - 0.000	3,277,500	2,703,927	9,907.93	03/42	DEP	S&J
New Haven 10-B Sewer Refunding Reserve	12/16/10				59,350.48			
New Haven 82-B Sewer Sub Revenue	10/27/82	0.000 - 0.000	89,500	7,257	2,459.10	10/19	BNY	JK
New Haven 03-A & B Water Reserve	09/05/03				33,857.28			
New Haven 15-A Water Revenue	08/27/15	0.500 - 0.500	337,415	294,345	1,341.56	03/46	BPH	S&J
New Haven 15-A Water Reserve	08/27/15				1,620.30			
New Martinsville 97-A Water & Sewer Revenue	03/13/97	0.000 - 0.000	385,000	33,688	13,263.20	03/19	DEP	JK
New Martinsville 97-A Water & Sewer Reserve	03/13/97				25,003.53			
New Martinsville 97-B Water & Sewer Revenue	03/13/97	0.000 - 0.000	6,720,000	3,492,631	87,512.77	03/37	UNB	JK
New Martinsville 97-B Water & Sewer Reserve	03/13/97				228,442.20			
New Martinsville 97-C Water & Sewer Revenue	03/13/97	1.000 - 1.000	420,000	420,000	0	03/37	UNB	JK
New Martinsville 97-C Water & Sewer Reserve	03/13/97				0			
Newburg 02 Sewer Reserve	05/03/02				6,094.92			
Newburg 08-A Water Revenue	08/05/08	0.000 - 0.000	522,000	423,052	1,145.71	06/48	UNB	S&J
Newburg 08-A Water Reserve	08/05/08				10,052.75			
Newburg 10-A Water Reserve	07/19/10				9,237.51			
Nitro 00-A Sewer Revenue	06/28/00	0.000 - 0.000	2,050,000	973,731	6,255.28	09/31	DEP	VLF
Nitro 00-A Sewer Reserve	06/28/00				68,332.00			
Nitro 01-A Sewer Revenue	06/05/01	0.000 - 0.000	543,800	262,816	1,783.07	12/31	DEP	VLF

ACCOUNT NAME	ISSUE DATE	INTEREST RATE	ORIGINAL ISSUE	OUTSTANDING 6/30/2017	ACCT BALANCE 6/30/2017	LAST DEBT	PAYING AGENT	BOND COUNSEL
Nitro 01-A Sewer Reserve	06/05/01				18,128.00			
Nitro 09-A Sewer Revenue	11/12/09	0.000 - 0.000	1,910,778	1,337,538	8,869.36	06/31	DEP	VLF
Nitro 09-A Sewer Reserve	11/12/09				58,431.24			
Nitro 15-A Sewer Revenue	12/03/15	0.500 - 0.500	679,519	679,519	0	12/39	DEP	JK
Nitro 15-A Sewer Reserve	12/03/15				0			
Nitro 15 Sewer BAN	12/03/15	1.250 - 2.250	6,735,000	4,735,000	48,402.41	01/19	DTC	JK
Nitro 16-A Sewer Refunding Revenue	12/01/16	0.500 - 0.500	2,350,000	2,350,000	0	12/39	DEP	JK
Nitro 16-A Sewer Refunding Reserve	12/01/16				0			
Nitro 96-A Sewer Revenue	12/10/96	2.000 - 2.000	4,575,502	274,694	35,696.99	06/18	DEP	VLF
Nitro 96-A Sewer Reserve	12/10/96				278,462.96			
North Beckley PSD 03-A Sewer Revenue	09/29/03	0.000 - 0.000	5,307,741	3,184,632	37,257.73	06/35	DEP	BR
North Beckley PSD 03-A Sewer Reserve	09/29/03				178,661.99			
North Beckley PSD 09-A Sewer Revenue	10/29/09	0.000 - 0.000	4,544,324	3,597,574	27,553.16	03/41	DEP	S&J
North Beckley PSD 09-A Sewer Reserve	10/29/09				152,926.78			
North Beckley PSD 15-A Sewer Revenue	05/07/15	1.640 - 1.640	210,000	65,248	6,012.74	05/18	BBT Govment	STB
North Beckley PSD 15-B Sewer Revenue	06/18/15	1.000 - 1.000	2,354,862	1,993,792	5,807.38	06/55	UNB	STB
North Beckley PSD 15-B Sewer Reserve	06/18/15				4,485.04			
North Beckley PSD 99 Sewer Revenue	01/28/99	0.000 - 0.000	8,090,898	1,213,632	59,592.40	06/20	DEP	BR
North Beckley PSD 99 Sewer Reserve	01/28/99				408,508.38			
North Hills 04 Sewer Reserve	02/19/04				70,517.28			
Northern Jackson County PSD 10-A Sewer Revenue	09/01/10	1.000 - 1.000	550,000	489,465	1,458.66	09/50	UNB	G&G
Northern Jackson County PSD 10-A Sewer Reserve	09/01/10				8,848.72			
Northern Jackson County PSD 05-A Water Revenue	06/23/05	0.000 - 0.000	2,035,472	1,480,343	8,948.64	06/45	UNB	G&G
Northern Jackson County PSD 05-A Water Reserve	06/23/05				53,268.01			
Northern Jackson County PSD 05-B Water Reserve	06/23/05				50,645.22			
Northern Jackson County PSD 05-C Water Reserve	06/23/05				6,043.71			

ACCOUNT NAME	ISSUE DATE	INTEREST RATE	ORIGINAL ISSUE	OUTSTANDING 6/30/2017	ACCT BALANCE 6/30/2017	LAST DEBT	PAYING AGENT	BOND COUNSEL
Northern Jackson County PSD 12-A Water Revenue	07/24/12	0.000 - 0.000	1,910,000	1,747,708	4,221.03	06/52	UNB	G&G
Northern Jackson County PSD 12-A Water Reserve	07/24/12				16,717.91			
Northern Jackson County PSD 95 Water Reserve	12/15/95				6,925.15			
Northern Jackson County PSD 99 Water Reserve	06/24/99				37,016.07			
Northern Wayne County PSD 01-A Sewer Design Revenue	01/30/01	0.000 - 0.000	497,857	244,768	17,150.76	03/32	DEP	S&J
Northern Wayne County PSD 01-A Sewer Design Reserve	01/30/01				16,693.62			
Northern Wayne County PSD 05-A Sewer Revenue	10/04/05	0.000 - 0.000	4,536,000	2,948,400	109,619.35	12/36	DEP	S&J
Northern Wayne County PSD 05-A Sewer Reserve	10/04/05				152,056.63			
Northern Wayne County PSD 16-A Sewer Refunding Revenue	05/05/16	2.470 - 2.470	1,067,000	996,674	63,840.57	03/29	BBT Govment	S&J
Northern Wayne County PSD 16-A Sewer Refunding Reserve	05/05/16				98,225.95			
Northern Wayne County PSD 89-A Sewer Revenue	03/16/89	8.400 - 8.400	2,354,914	1,598,442	212,485.08	10/29	BNY	JK
Northern Wayne County PSD 89-A Sewer Reserve	03/16/89				207,723.55			
Northern Wayne County PSD 89-C Sewer Revenue	03/16/89	0.000 - 0.000	349,086	116,362	12,300.85	10/29	BNY	JK
Northern Wayne County PSD 89-C Sewer Reserve	03/16/89				9,002.75			
Norton-Harding-Jimtown PSD 06-A Sewer Revenue	10/12/06	0.000 - 0.000	333,000	251,338	726.05	09/46	UNB	S&J
Norton-Harding-Jimtown PSD 06-A Sewer Reserve	10/12/06				8,341.43			
Norton-Harding-Jimtown PSD 13-A Sewer Revenue	05/06/13	2.000 - 2.000	1,000,000	937,589	5,285.30	12/44	UNB	S&J
Norton-Harding-Jimtown PSD 13-A Sewer Reserve	05/06/13				44,530.14			
Norton-Harding-Jimtown PSD 04-A Water Revenue	11/30/04	4.900 - 4.900	117,237	30,374	8,611.87	10/19	BBT/WDA	S&J
Norton-Harding-Jimtown PSD 04-A Water Reserve	11/30/04				11,164.00			
Norton-Harding-Jimtown PSD 04-B Water Revenue	11/30/04	5.500 - 5.500	105,336	62,559	5,234.98	10/26	BBT/WDA	S&J
Norton-Harding-Jimtown PSD 04-B Water Reserve	11/30/04				8,323.24			
Norton-Harding-Jimtown PSD 04-C Water Revenue	11/30/04	6.000 - 6.000	798,427	716,021	23,208.65	10/44	BBT/WDA	S&J
Norton-Harding-Jimtown PSD 04-C Water Reserve	11/30/04				53,555.74			
Norton-Harding-Jimtown PSD 07-A Water Reserve	09/26/07				34,389.16			
Norton-Harding-Jimtown PSD 99-A Water Revenue	02/23/99	0.000 - 0.000	1,380,000	765,658	6,037.35	12/38	UNB	S&J

ACCOUNT NAME	ISSUE DATE	INTEREST RATE	ORIGINAL ISSUE	OUTSTANDING 6/30/2017	ACCT BALANCE 6/30/2017	LAST DEBT	PAYING AGENT	BOND COUNSEL
Norton-Harding-Jimtown PSD 99-A Water Reserve	02/23/99				35,823.56			
Nutter Fort 02 Sewer Revenue	06/04/02	0.000 - 0.000	1,053,812	474,210	4,934.33	09/28	DEP	S&J
Nutter Fort 02 Sewer Reserve	06/04/02				51,339.92			
Nutter Fort 03 Sewer Revenue	07/30/03	0.000 - 0.000	328,000	150,880	5,360.05	12/28	UNB	S&J
Nutter Fort 03 Sewer Reserve	07/30/03				15,695.94			
Nutter Fort 09-A Water Revenue	02/17/09	0.000 - 0.000	1,815,000	1,484,992	3,965.83	12/48	UNB	S&J
Nutter Fort 09-A Water Reserve	02/17/09				47,371.71			
Oak Hill 03 Stormwater Revenue	08/20/03	3.910 - 3.910	1,035,000	106,198	8,338.64	08/18	BBT Govment	BR
Oak Hill 03 Stormwater Reserve	08/20/03				93,994.94			
Oak Hill 07 Stormwater Revenue	06/20/07	4.280 - 4.280	1,050,000	426,835	8,658.53	06/22	BBT Govment	BR
Oak Hill 07 Stormwater Reserve	06/20/07				95,084.32			
Oak Hill 88-A Sewer Revenue	08/25/88	9.000 - 9.000	1,764,285	1,177,900	83,378.66	10/28	BNY	S&J
Oak Hill 88-A Sewer Reserve	08/25/88				164,936.69			
Oak Hill 88-B Sewer Revenue	08/25/88	0.000 - 0.000	441,071	135,701	13,965.60	10/28	BNY	S&J
Oak Hill 88-B Sewer Reserve	08/25/88				19,495.94			
Oak Hill 91-A Sewer Revenue	03/28/91	8.100 - 8.100	1,817,920	1,220,745	79,236.55	10/29	BNY	S&J
Oak Hill 91-A Sewer Reserve	03/28/91				155,711.55			
Oak Hill 91-B Sewer Revenue	03/28/91	0.000 - 0.000	82,080	28,080	2,237.28	10/29	BNY	S&J
Oak Hill 91-B Sewer Reserve	03/28/91				3,722.61			
Oakland PSD 12-A Water Revenue	05/24/12	0.000 - 0.000	3,014,455	2,539,564	9,752.13	03/44	BPH	S&J
Oakland PSD 12-A Water Reserve	05/24/12				33,641.08			
Oakland PSD 95 Water Revenue	06/28/95	6.750 - 6.750	579,740	424,212	23,254.63	10/33	BNY	G&G
Oakland PSD 95 Water Reserve	06/28/95				42,816.94			
Oakvale Road PSD 02-A Water Revenue	06/04/02	0.000 - 0.000	558,620	349,137	1,173.16	06/42	UNB	S&J
Oakvale Road PSD 02-A Water Reserve	06/04/02				0			
Oakvale Road PSD 11-A Water Revenue	09/08/11	0.000 - 0.000	3,400,000	3,064,465	7,574.28	09/51	UNB	S&J

ACCOUNT NAME	ISSUE DATE	INTEREST RATE	ORIGINAL ISSUE	OUTSTANDING 6/30/2017	ACCT BALANCE 6/30/2017	LAST DEBT	PAYING AGENT	BOND COUNSEL
Oakvale Road PSD 11-A Water Reserve	09/08/11				0			
Oakvale Road PSD 17-A Water Revenue	06/27/17	0.000 - 0.000	2,038,206	85,802	0	06/57	UNB	S&J
Oakvale Road PSD 17-A Water Reserve	06/27/17				0			
Oakvale Road PSD 96 Water Revenue	12/04/96	3.000 - 3.000	12,700,000	8,110,133	54,195.22	12/36	UNB	S&J
Oakvale Road PSD 96 Water Reserve	12/04/96				0			
Oakvale Road PSD 99-A Water Revenue	04/23/99	3.000 - 3.000	1,268,489	877,968	7,133.17	03/39	UNB	S&J
Oakvale Road PSD 99-A Water Reserve	04/23/99				0			
Oakvale Road PSD 99-B Water Revenue	11/04/99	3.000 - 3.000	731,511	511,114	7,445.11	09/39	UNB	S&J
Oakvale Road PSD 99-B Water Reserve	11/04/99				31,675.03			
Oceana 96 Water Refunding Revenue	09/20/96	6.250 - 6.250	2,172,800	1,643,247	79,646.30	10/35	BNY	G&G
Oceana 96 Water Refunding Reserve	09/20/96				150,557.50			
Oceana 00-A Sewer Revenue	06/16/00	0.000 - 0.000	5,364,000	2,637,300	16,027.21	03/32	DEP	S&J
Oceana 00-A Sewer Reserve	06/16/00				179,076.22			
Oceana 00-B Sewer Revenue	06/21/00	0.000 - 0.000	7,273,500	4,373,588	15,854.17	06/40	UNB	S&J
Oceana 00-B Sewer Reserve	06/16/00				190,458.87			
Oceana 92-A Sewer Revenue	11/18/92	7.750 - 7.750	952,364	678,437	32,311.65	10/31	BNY	G&G
Oceana 92-A Sewer Reserve	11/18/92				78,177.05			
Oceana 92-B Sewer Revenue	11/18/92	0.000 - 0.000	31,746	12,210	610.95	10/31	BNY	G&G
Oceana 92-B Sewer Reserve	11/18/92				816.16			
Ohio County Develop 11-A Water Revenue	02/28/11	3.000 - 3.000	1,600,000	1,207,928	33,287.79	12/31	UNB	JK
Ohio County Develop 11-A Water Reserve	02/28/11				50,018.45			
Ohio County PSD 13-A Sewer Revenue	05/16/13	2.000 - 2.000	1,605,000	1,403,114	13,457.05	06/34	DEP	S&J
Ohio County PSD 13-A Sewer Reserve	05/16/13				30,210.61			
Ohio County PSD 86-A Sewer Revenue	05/16/86	9.750 - 9.750	100,320	58,447	5,555.62	10/25	BNY	S&J
Ohio County PSD 86-A Sewer Reserve	05/16/86				10,076.18			
Ohio County PSD 86-B Sewer Revenue	05/16/86	0.000 - 0.000	49,961	11,529	3,109.24	10/25	BNY	S&J

ACCOUNT NAME	ISSUE DATE	INTEREST RATE	ORIGINAL ISSUE	OUTSTANDING 6/30/2017	ACCT BALANCE 6/30/2017	LAST DEBT	PAYING AGENT	BOND COUNSEL
Ohio County PSD 86-B Sewer Reserve	05/16/86				2,866.18			
Ohio County PSD 88-A Sewer Revenue	09/30/88	9.000 - 9.000	694,925	463,958	38,493.03	10/28	BNY	S&J
Ohio County PSD 88-A Sewer Reserve	09/30/88				64,973.67			
Ohio County PSD 88-B Sewer Revenue	09/30/88	0.000 - 0.000	173,731	53,446	9,409.33	10/28	BNY	S&J
Ohio County PSD 88-B Sewer Reserve	09/30/88				5,215.16			
Ohio County PSD 89-A Sewer Revenue	04/03/89	8.400 - 8.400	1,013,841	688,164	40,327.95	04/29	BNY	S&J
Ohio County PSD 89-A Sewer Reserve	04/03/89				89,234.25			
Ohio County PSD 89-B Sewer Revenue	04/03/89	0.000 - 0.000	150,288	50,096	5,466.92	04/29	BNY	S&J
Ohio County PSD 89-B Sewer Reserve	04/03/89				4,513.98			
Ohio County PSD 97-A Sewer Revenue	10/15/97	0.000 - 0.000	1,081,000	554,359	4,815.50	06/37	UNB	S&J
Ohio County PSD 97-A Sewer Reserve	10/15/97				35,863.93			
Ohio County Schools 11 Ref GO	11/15/11	1.000 - 2.700	6,715,000	1,080,000	110,903.87	06/18	DTC	S&J
Ohio County Schools 11 GO Refunding Sur Col	11/15/11				460,964.29			
Ohio County Schools 93 GO Escrow	06/01/93	5.100 - 7.000	14,800,000	1,180,000	40,396.10	06/18	WESBK-WHEEL	G&G
Paden City 11-A Sewer Reserve	02/03/11				56,257.93			
Paden City 17-A Sewer Reserve	02/21/17				4,032.45			
Paden City 17-B Sewer Reserve	02/21/17				726.37			
Paden City 87-A Sewer Revenue	04/28/87	8.380 - 8.380	536,426	311,152	30,322.77	10/26	BNY	S&J
Paden City 87-A Sewer Reserve	04/28/87				47,294.34			
Paden City 87-B Sewer Revenue	04/28/87	0.000 - 0.000	131,574	34,626	5,188.23	10/26	BNY	S&J
Paden City 87-B Sewer Reserve	04/28/87				4,158.02			
Paden City 01-A Water Reserve	04/26/01				96,786.90			
Paden City 82 Water Reserve	12/02/82				21,331.76			
Page-Kincaid PSD 09-A Sewer Reserve	06/11/09				18,523.56			
Page-Kincaid PSD 09-B Sewer Revenue	06/11/09	0.000 - 0.000	470,000	390,648	1,017.79	06/49	UNB	S&J
Page-Kincaid PSD 09-B Sewer Reserve	06/11/09				7,256.91			

ACCOUNT NAME	ISSUE DATE	INTEREST RATE	ORIGINAL ISSUE	OUTSTANDING 6/30/2017	ACCT BALANCE 6/30/2017	LAST DEBT	PAYING AGENT	BOND COUNSEL
Page-Kincaid PSD 13-A Sewer Reserve	06/13/13				2,868.59			
Page-Kincaid PSD 88-A Sewer Revenue	07/01/88	9.000 - 9.000	112,000	74,775	5,895.88	10/28	BNY	S&J
Page-Kincaid PSD 88-A Sewer Reserve	07/01/88				10,469.77			
Page-Kincaid PSD 88-B Sewer Revenue	07/01/88	0.000 - 0.000	28,000	8,614	878.69	10/28	BNY	S&J
Page-Kincaid PSD 88-B Sewer Reserve	07/01/88				1,224.23			
Page-Kincaid PSD 15-A Water Revenue	01/29/15	0.500 - 0.500	600,000	559,514	2,921.67	03/46	BPH	S&J
Page-Kincaid PSD 15-A Water Reserve	01/29/15				2,881.21			
Page-Kincaid PSD 80 Water Reserve	10/14/80				56,151.48			
Page-Kincaid PSD 93 Water Reserve	04/22/93				5,695.66			
Page-Kincaid PSD 98 Water Reserve	11/13/98				14,294.56			
Parkersburg 03-A Water & Sewer Revenue	03/04/03	3.000 - 3.000	4,000,000	1,678,203	22,637.53	06/24	UNB	S&J
Parkersburg 03-A Water & Sewer Reserve	03/04/03				267,448.82			
Parkersburg 03-B Water & Sewer Revenue	03/04/03	5.000 - 5.000	3,250,000	1,483,936	156,064.92	10/23	BNY	S&J
Parkersburg 03-B Water & Sewer Reserve	03/04/03				257,130.55			
Parkersburg 03-D Water & Sewer Revenue	08/04/03	3.000 - 3.000	926,000	400,932	5,314.24	09/24	UNB	S&J
Parkersburg 03-D Water & Sewer Reserve	08/04/03				61,901.62			
Parkersburg 03-E Water & Sewer Revenue	08/04/03	2.000 - 2.000	4,326,705	1,827,544	24,261.93	12/24	DEP	S&J
Parkersburg 03-E Water & Sewer Reserve	08/04/03				263,829.14			
Parkersburg 06-D Water & Sewer Refunding Revenue	12/14/06	0.000 - 0.000	9,000,000	6,225,000	27,264.63	03/38	DEP	S&J
Parkersburg 06-D Water & Sewer Refunding Reserve	12/14/06				282,131.11			
Parkersburg 06-E Water & Sewer Revenue	12/14/06	0.000 - 0.000	4,175,342	2,899,977	13,355.51	06/37	DEP	S&J
Parkersburg 06-E Water & Sewer Reserve	12/14/06				146,903.56			
Parkersburg 11-A Water & Sewer Revenue	03/16/11	2.000 - 2.000	5,800,000	4,688,956	32,519.74	12/32	BPH	S&J
Parkersburg 11-A Water & Sewer Reserve	03/16/11				162,371.39			
Parkersburg 12-A Water & Sewer Revenue	05/23/12	0.000 - 0.000	5,731,700	4,657,007	25,480.99	09/33	DEP	S&J
Parkersburg 12-A Water & Sewer Reserve	05/23/12				110,358.02			

ACCOUNT NAME	ISSUE DATE	INTEREST RATE	ORIGINAL ISSUE	OUTSTANDING 6/30/2017	ACCT BALANCE 6/30/2017	LAST DEBT	PAYING AGENT	BOND COUNSEL
Parkersburg 14-A Water & Sewer Revenue	10/22/14	1.760 - 1.760	715,513	353,845	12,685.48	11/19	BBT Govment	S&J
Parkersburg 14-B Water & Sewer Revenue	08/27/14	1.000 - 1.000	12,676,820	12,468,563	58,410.31	03/37	UNB	S&J
Parkersburg 14-B Water & Sewer Reserve	08/27/14				23,356.27			
Parkersburg 15-A Water & Sewer Refunding Revenue	08/31/15	2.000 - 4.000	17,905,000	16,445,000	1,703,453.97	08/25	DTC	S&J
Parkersburg 15-A Water & Sewer Refunding Reserve	08/31/15				0			
Parkersburg 15-B Water & Sewer Refunding Revenue	08/31/15	2.000 - 3.000	5,800,000	4,775,000	1,101,468.53	08/20	DTC	S&J
Parkersburg 15-B Water & Sewer Refunding Reserve	08/31/15				0			
Parsons 06-A Water & Sewer Revenue	08/22/06	0.000 - 0.000	454,300	339,991	2,131.88	06/46	UNB	S&J
Parsons 06-A Water & Sewer Reserve	08/22/06				11,730.69			
Parsons 07-A Water & Sewer Revenue	04/24/07	0.000 - 0.000	1,109,250	623,940	8,995.64	09/28	UNB	S&J
Parsons 07-A Water & Sewer Reserve	04/24/07				49,778.53			
Parsons 10-A Water & Sewer Revenue	05/04/10	0.000 - 0.000	1,150,000	965,717	2,553.94	03/50	UNB	S&J
Parsons 10-A Water & Sewer Reserve	05/04/10				29,868.34			
Parsons 89-A Water & Sewer Revenue	11/22/89	8.400 - 8.400	269,103	182,659	12,026.71	10/29	BNY	S&J
Parsons 89-A Water & Sewer Reserve	11/22/89				23,683.49			
Parsons 89-B Water & Sewer Revenue	11/22/89	0.000 - 0.000	39,891	13,297	2,017.68	10/29	BNY	S&J
Parsons 89-B Water & Sewer Reserve	11/22/89				1,606.30			
Parsons 96 Water & Sewer Revenue	05/08/96	6.250 - 6.250	457,500	345,378	15,456.02	10/35	BNY	S&J
Parsons 96 Water & Sewer Reserve	05/08/96				31,643.83			
Paw Paw Rt 19 PSD 08-A Water Reserve	06/09/08				53,830.44			
Paw Paw Rt 19 PSD 17-A Water Reserve	05/11/17				0			
Paw Paw 12-A Sewer Revenue	08/24/12	0.000 - 0.000	487,777	442,319	1,081.90	09/51	UNB	S&J
Paw Paw 12-A Sewer Reserve	08/24/12				13,006.65			
Pea Ridge PSD 00 Sewer System Design Revenue	03/07/00	2.000 - 2.000	477,000	104,504	3,064.55	03/21	DEP	S&J
Pea Ridge PSD 00 Sewer System Design Reserve	03/07/00				29,074.33			
Pea Ridge PSD 03-A Sewer Revenue	08/19/03	0.000 - 0.000	12,429,500	7,354,109	50,311.16	03/35	DEP	S&J

ACCOUNT NAME	ISSUE DATE	INTEREST RATE	ORIGINAL ISSUE	OUTSTANDING 6/30/2017	ACCT BALANCE 6/30/2017	LAST DEBT	PAYING AGENT	BOND COUNSEL
Pea Ridge PSD 03-A Sewer Reserve	08/19/03				416,598.90			
Pea Ridge PSD 03-B Sewer Revenue	08/19/03	5.000 - 5.000	100,000	46,689	4,903.72	10/23	BNY	S&J
Pea Ridge PSD 03-B Sewer Reserve	08/19/03				8,114.25			
Pea Ridge PSD 04-A Sewer Revenue	03/01/04	3.250 - 5.100	2,620,000	615,000	70,396.18	05/20	DTC	S&J
Pea Ridge PSD 04-A Sewer Reserve	03/01/04				240,649.92			
Pea Ridge PSD 07-A Sewer Revenue	08/28/07	0.000 - 0.000	1,043,821	739,356	3,146.07	09/38	DEP	S&J
Pea Ridge PSD 07-A Sewer Reserve	08/28/07				31,333.44			
Pea Ridge PSD 14-A Sewer Revenue	10/08/14	0.500 - 0.500	8,156,112	8,019,764	18,576.93	09/37	DEP	S&J
Pea Ridge PSD 14-A Sewer Reserve	10/22/14				16,485.87			
Pendleton County PSD 09-A Water Reserve	10/26/09				7,775.04			
Pennsboro 12-A Sewer Revenue	12/11/12	0.000 - 0.000	443,618	411,718	1,074.65	12/52	DEP	S&J
Pennsboro 12-A Sewer Reserve	12/11/12				3,300.35			
Pennsboro 17-A Sewer Revenue	05/03/17	0.250 - 0.250	2,585,090	63,352	0	09/56	DEP	S&J
Pennsboro 17-A Sewer Reserve	05/03/17				0			
Pennsboro 93 Sewer Reserve	04/12/93				22,118.13			
Petersburg 03-A Sewer Revenue	07/15/03	0.000 - 0.000	4,415,311	2,893,801	26,678.77	09/41	DEP	S&J
Petersburg 03-A Sewer Reserve	07/15/03				119,912.86			
Petersburg 16-A Sewer Revenue	09/21/16	1.000 - 1.000	710,000	500	0	09/56	UNB	S&J
Petersburg 16-A Sewer Reserve	09/21/16				0			
Petersburg 16-B Sewer Reserve	09/21/16				0			
Petersburg 87-A Sewer Revenue	04/23/87	8.380 - 8.380	650,306	377,206	27,208.16	10/26	BNY	S&J
Petersburg 87-A Sewer Reserve	04/23/87				57,331.27			
Petersburg 87-B Sewer Revenue	04/23/87	0.000 - 0.000	159,506	41,976	3,169.11	10/26	BNY	S&J
Petersburg 87-B Sewer Reserve	04/23/87				4,214.46			
Petersburg 09-A Water Revenue	04/16/09	2.000 - 2.000	2,700,000	1,937,586	18,810.08	12/30	BPH	S&J
Petersburg 09-A Water Reserve	04/16/09				108,524.38			

ACCOUNT NAME	ISSUE DATE	INTEREST RATE	ORIGINAL ISSUE	OUTSTANDING 6/30/2017	ACCT BALANCE 6/30/2017	LAST DEBT	PAYING AGENT	BOND COUNSEL
Petersburg 09-C Water Revenue	04/16/09	0.000 - 0.000	2,500,000	1,958,316	6,944.18	12/40	BPH	S&J
Petersburg 09-C Water Reserve	08/13/09				55,790.35			
Petersburg 96 Water Revenue	08/29/96	6.250 - 6.250	492,590	371,868	13,876.50	10/35	BNY	S&J
Petersburg 96 Water Reserve	08/29/96				34,029.22			
Philippi 02 Sewer Revenue	11/12/02	0.000 - 0.000	1,162,700	639,474	28,548.67	12/33	DEP	S&J
Philippi 02 Sewer Reserve	11/12/02				39,328.52			
Philippi 13-A Sewer Refunding Revenue	06/27/13	0.000 - 0.000	4,074,770	3,810,170	9,808.44	06/53	DEP	S&J
Philippi 13-A Sewer Refunding Reserve	06/27/13				27,453.22			
Philippi 09-B Water Reserve	04/16/09				125,743.01			
Philippi 11-A Water Reserve	06/09/11				121,581.09			
Philippi 11-B Water Revenue	06/09/11	0.000 - 0.000	2,074,000	1,797,456	5,811.22	06/43	UNB	S&J
Philippi 11-B Water Reserve	06/09/11				69,506.81			
Philippi 11-C Water Revenue	06/09/11	0.000 - 0.000	1,946,000	1,741,152	4,309.81	06/51	UNB	S&J
Philippi 11-C Water Reserve	06/09/11				51,490.08			
Piedmont 17-A Sewer Revenue	05/03/17	1.000 - 1.000	1,036,000	234,532	0	03/57	UNB	S&J
Piedmont 17-A Sewer Reserve	05/03/17				0			
Piedmont 01-A Water Reserve	03/15/01				37,584.64			
Piedmont 01-B Water Reserve	03/15/01				13,849.71			
Pineville 08-A Water Reserve	09/15/08				50,399.35			
Pleasant Hill PSD 04 Water Reserve	01/01/04				8,145.63			
Pleasant Hill PSD 12-A Water Reserve	06/28/12				3,973.10			
Pleasant Hill PSD 16-A Water Reserve	03/11/16				0			
Pleasant Hill PSD 89 Water Reserve	10/02/89				13,945.65			
Pleasant Hill PSD 94 Water Reserve	09/09/94				7,689.23			
Pleasant Valley PSD 95 Water Revenue	12/07/95	6.750 - 6.750	476,000	348,676	11,680.54	10/33	BNY	S&J
Pleasant Valley PSD 95 Water Reserve	12/07/95				35,097.31			

ACCOUNT NAME	ISSUE DATE	INTEREST RATE	ORIGINAL ISSUE	OUTSTANDING 6/30/2017	ACCT BALANCE 6/30/2017	LAST DEBT	PAYING AGENT	BOND COUNSEL
Pleasants County Devel Auth 10-A Water Lease Revenue	06/11/10	0.000 - 0.000	3,000,000	2,050,000	16,879.47	09/27	UNB	JK
Pleasants County Devel Auth 10-A Water Lease Reserve	06/11/10				201,182.93			
Pleasants County Devel Auth 10-B Water Lease Revenue	06/11/10	4.000 - 4.000	100,000	78,792	5,283.97	10/27	BBT/WDA	JK
Pleasants County Devel Auth 10-B Water Lease Reserve	06/11/10				9,053.01			
Pleasants County Devel Auth 10-C Water Lease Revenue	08/19/10	4.000 - 4.000	900,000	709,134	48,598.17	10/27	BBT/WDA	JK
Pleasants County Devel Auth 10-C Water Lease Reserve	08/19/10				81,163.82			
Pleasants County PSD 10-A Water Reserve	06/11/10				9,558.79			
Pleasants County Schools 11 GO	07/13/11	2.500 - 4.000	18,050,000	12,195,000	112,582.69	05/26	DTC	BR
Pleasants County Schools 11 GO Sur Col	07/13/11				781,880.01			
Pocahontas County PSD 08-A Sewer Revenue	12/30/08	0.000 - 0.000	2,022,009	1,541,229	5,398.14	09/41	UNB	S&J
Pocahontas County PSD 08-A Sewer Reserve	12/30/08				64,437.07			
Pocahontas County PSD 15-A Sewer Revenue	04/29/15	0.000 - 0.000	11,000,000	7,814,245	0	03/55	DEP	S&J
Pocahontas County PSD 15-A Sewer Reserve	04/29/15				0			
Pocahontas County PSD 15-B Sewer Revenue	04/29/15	1.000 - 1.000	16,089,990	15,871,125	0	03/55	UNB	S&J
Pocahontas County PSD 15-B Sewer Reserve	04/29/15				0			
Pocahontas County PSD 11-A Water Revenue	02/24/11	0.000 - 0.000	296,250	255,296	642.53	12/50	UNB	S&J
Pocahontas County PSD 11-A Water Reserve	02/24/11				4,084.23			
Pt Pleasant 13-A Water & Sewer Revenue	06/27/13	2.000 - 2.000	3,713,058	3,286,005	21,279.20	09/34	DEP	S&J
Pt Pleasant 13-A Water & Sewer Reserve	06/27/13				64,216.20			
Pt Pleasant 89-A Water & Sewer Revenue	06/27/89	8.400 - 8.400	1,837,600	1,247,305	94,750.16	04/29	BNY	S&J
Pt Pleasant 89-A Water & Sewer Reserve	06/27/89				161,726.19			
Pt Pleasant 89-B Water & Sewer Revenue	06/27/89	0.000 - 0.000	272,400	90,800	10,591.17	04/29	BNY	S&J
Pt Pleasant 89-B Water & Sewer Reserve	06/27/89				12,040.53			
Pratt 14-A Sewer Revenue	07/23/14	0.000 - 0.000	821,878	784,757	1,965.25	06/54	DEP	S&J
Pratt 14-A Sewer Reserve	07/23/14				3,902.20			
Preston County PSD #1 07-A Water Revenue	07/12/07	0.000 - 0.000	1,391,300	1,084,110	3,055.93	06/47	UNB	S&J

ACCOUNT NAME	ISSUE DATE	INTEREST RATE	ORIGINAL ISSUE	OUTSTANDING 6/30/2017	ACCT BALANCE 6/30/2017	LAST DEBT	PAYING AGENT	BOND COUNSEL
Preston County PSD #1 07-A Water Reserve	07/12/07				37,989.15			
Preston County PSD #1 07-B Water Revenue	07/12/07	0.000 - 0.000	806,838	578,222	2,610.82	12/38	BPH	S&J
Preston County PSD #1 07-B Water Reserve	07/12/07				27,072.58			
Preston County PSD #1 13-A Water Revenue	08/07/13	1.000 - 1.000	490,418	461,171	1,779.63	06/53	UNB	S&J
Preston County PSD #1 13-A Water Reserve	08/07/13				15,672.13			
Preston County PSD #1 95-A Water Reserve	09/19/95				35,688.14			
Preston County PSD #1 95-B Water Reserve	09/19/95				65,734.05			
Preston County PSD #2 17-A Water Revenue	06/27/17	2.000 - 2.000	445,168	66,300	0	12/48	UNB	S&J
Preston County PSD #2 17-A Water Reserve	06/27/17				0			
Preston County PSD #4 10-A Water Revenue	12/22/10	0.000 - 0.000	1,030,000	771,399	5,790.01	03/31	UNB	S&J
Preston County PSD #4 10-A Water Reserve	12/22/10				44,813.70			
Preston County PSD #4 12-A Water Revenue	11/21/12	0.500 - 0.500	3,903,853	3,507,107	14,308.30	03/44	BPH	S&J
Preston County PSD #4 12-A Water Reserve	11/21/12				46,941.70			
Preston County PSD #4 13-A Water Revenue	10/23/13	2.000 - 2.000	273,026	259,043	1,517.53	06/45	UNB	S&J
Preston County PSD #4 13-A Water Reserve	10/23/13				2,624.29			
Preston County PSD #4 16-A Water Revenue	12/15/16	2.500 - 2.500	1,932,071	496,114	0	09/38	BPH	S&J
Preston County PSD #4 16-A Water Reserve	12/15/16				0			
Preston County PSD #4 (East) 97-A Water Revenue	11/07/97	6.250 - 6.250	290,000	220,502	9,851.34	10/35	BNY	S&J
Preston County PSD #4 (East) 97-A Water Reserve	11/07/97				20,204.41			
Preston County Schools 11 GO	06/02/11	2.000 - 5.000	39,600,000	26,685,000	87,412.99	05/26	DTC	BR
Preston County Schools 11 GO Sur Col	06/02/11				2,129,715.31			
Prichard PSD 05-A Sewer Revenue	12/13/05	0.000 - 0.000	817,354	603,666	1,800.29	09/45	UNB	S&J
Prichard PSD 05-A Sewer Reserve	12/13/05				24,356.83			
Princeton 11 Sewer Refunding Revenue	03/03/11	0.000 - 0.000	9,100,000	7,734,988	26,980.79	12/42	DEP	G&G
Princeton 11 Sewer Refunding Reserve	03/03/11				139,708.08			
Putnam County Building Commission 00-A Water Revenue	01/27/00	4.350 - 6.375	6,610,000	5,345,000	69,863.97	06/39	BNY	S&J

ACCOUNT NAME	ISSUE DATE	INTEREST RATE	ORIGINAL ISSUE	OUTSTANDING 6/30/2017	ACCT BALANCE 6/30/2017	LAST DEBT	PAYING AGENT	BOND COUNSEL
Putnam County Building Commission 00-B Water Revenue	01/27/00	4.350 - 6.375	3,800,000	2,300,000	32,231.42	06/39	BNY	S&J
Putnam County Building Commission 08-A Water Revenue	07/23/08	0.000 - 0.000	2,845,524	2,277,852	6,377.04	09/47	UNB	S&J
Putnam County Building Comm 08-A Water Reserve	07/23/08				76,102.31			
Putnam County Schools 10 GO	03/24/10	3.000 - 4.000	56,750,000	34,050,000	511,059.17	05/25	DTC	G&G
Putnam County Schools 10 GO Sur Col	03/24/10				3,703,795.58			
Putnam PSD 02-B Sewer Revenue	03/07/02	2.000 - 2.000	1,422,000	487,588	8,608.11	06/23	DEP	S&J
Putnam PSD 02-B Sewer Reserve	03/07/02				86,517.64			
Putnam PSD 06-A Sewer Reserve	05/12/06				250,549.68			
Putnam PSD 06-B Sewer Reserve	05/12/06				105,103.96			
Putnam PSD 07-A Sewer Revenue	03/19/07	3.000 - 3.000	2,330,000	1,450,899	12,945.17	06/28	UNB	S&J
Putnam PSD 07-A Sewer Reserve	03/19/07				141,990.55			
Putnam PSD 08-A Sewer Revenue	01/28/08	2.000 - 2.000	3,680,000	2,381,307	20,296.42	06/29	DEP	S&J
Putnam PSD 08-A Sewer Reserve	01/28/08				224,071.43			
Putnam PSD 08-B Sewer Revenue	06/06/08	0.000 - 0.000	502,000	400,196	1,094.34	12/47	UNB	S&J
Putnam PSD 08-B Sewer Reserve	06/06/08				10,348.28			
Putnam PSD 09-A Sewer Reserve	06/26/09				144,874.37			
Putnam PSD 09-C Sewer Revenue	10/29/09	0.000 - 0.000	1,050,500	748,468	9,066.29	09/31	DEP	S&J
Putnam PSD 09-C Sewer Reserve	10/29/09				31,229.21			
Putnam PSD (POA) 12-A Sewer Reserve	07/23/12				7,543.12			
Putnam PSD 13-A Sewer Refunding Revenue	07/11/13	2.000 - 5.000	7,700,000	7,035,000	125,775.07	04/42	DTC	S&J
Putnam PSD 13-A Sewer Refunding Reserve	07/11/13				489,527.32			
Putnam PSD 13-B Sewer Reserve	06/27/13				57,349.94			
Putnam PSD 13-C Sewer Reserve	06/27/13				66,241.32			
Putnam PSD 13-D Sewer Reserve	06/27/13				5,401.11			
Putnam PSD 13-E Sewer Reserve	06/27/13				11,652.95			
Putnam PSD 13-F Sewer Reserve	06/27/13				14,084.69			

ACCOUNT NAME	ISSUE DATE	INTEREST RATE	ORIGINAL ISSUE	OUTSTANDING 6/30/2017	ACCT BALANCE 6/30/2017	LAST DEBT	PAYING AGENT	BOND COUNSEL
Putnam PSD (POA) 87-A Sewer Revenue	03/12/87	8.380 - 8.380	878,743	509,709	36,839.03	10/26	BNY	S&J
Putnam PSD (POA) 87-A Sewer Reserve	03/12/87				77,444.34			
Putnam PSD (POA) 87-B Sewer Revenue	03/12/87	0.000 - 0.000	215,535	56,719	4,327.25	10/26	BNY	S&J
Putnam PSD (POA) 87-B Sewer Reserve	03/12/87				7,415.21			
Putnam PSD (POA) 90-A Sewer Revenue	02/23/90	7.850 - 7.850	214,969	141,933	7,858.86	10/29	BNY	S&J
Putnam PSD (POA) 90-A Sewer Reserve	02/23/90				17,850.95			
Putnam PSD (POA) 90-B Sewer Revenue	02/23/90	0.000 - 0.000	10,031	3,344	195.98	10/29	BNY	S&J
Putnam PSD (POA) 90-B Sewer Reserve	02/23/90				335.35			
Putnam PSD 06-A Water Reserve	05/12/06				394,181.48			
Putnam PSD 08-A Water Revenue	01/28/08	5.000 - 5.000	1,436,000	1,315,816	31,266.48	10/47	BBT/WDA	S&J
Putnam PSD 08-A Water Reserve	01/28/08				84,433.80			
Putnam PSD 09-A Water Revenue	12/04/09	2.000 - 2.000	627,000	449,950	3,176.38	12/30	BPH	S&J
Putnam PSD 09-A Water Reserve	12/04/09				25,515.07			
Putnam PSD 09-B Water Revenue	12/04/09	2.000 - 2.000	100,000	71,762	506.82	12/30	BPH	S&J
Putnam PSD 09-B Water Reserve	12/04/09				4,017.44			
Putnam PSD 10-A Water Reserve	12/21/10				80,886.32			
Putnam PSD 10-B Water Reserve	12/21/10				66,648.25			
Putnam PSD 13-A Water Reserve	06/27/13				36,145.71			
Putnam PSD 13-B Water Reserve	06/27/13				5,628.59			
Putnam PSD 13-C Water Reserve	06/27/13				10,256.57			
Putnam PSD 99-A Water Revenue	06/16/99	5.800 - 5.800	6,440,000	5,909,816	133,087.24	10/38	BNY	S&J
Putnam PSD 99-A Water Reserve	06/16/99				391,082.01			
Putnam PSD 99-B Water Revenue	06/16/99	3.400 - 5.500	5,425,000	3,395,000	198,250.77	10/38	BNY	S&J
Putnam PSD 99-B Water Reserve	06/16/99				357,054.66			
Putnam Union PSD 97-A Water Revenue	03/07/97	6.250 - 6.250	350,000	264,943	12,334.20	10/35	BNY	JK
Putnam Union PSD 97-A Water Reserve	03/07/97				24,276.63			

ACCOUNT NAME	ISSUE DATE	INTEREST RATE	ORIGINAL ISSUE	OUTSTANDING 6/30/2017	ACCT BALANCE 6/30/2017	LAST DEBT	PAYING AGENT	BOND COUNSEL
Rainelle 15-A Water Reserve	03/11/15				0			
Raleigh County PSD 05-A Water Reserve	09/28/05				113,486.00			
Raleigh County PSD 05-B Water Reserve	09/28/05				7,885.06			
Raleigh County PSD 15-A Water Reserve	09/04/15				0			
Raleigh County PSD 15-B Water Reserve	09/25/15				0			
Ravencliff-McGraws-Saulsville PSD 09-A Water Reserve	02/02/09				40,853.72			
Ravencliff-McGraws-Saulsville PSD 09-B Water Revenue	02/02/09	0.000 - 0.000	1,586,000	1,297,628	3,735.21	12/48	UNB	S&J
Ravencliff-McGraws-Saulsville PSD 09-B Water Reserve	02/02/09				29,344.48			
Ravencliff-McGraws-Saulsville PSD 12-A Water Reserve	03/19/12				3,989.34			
Ravencliff-McGraws-Saulsville PSD 17-A Water Ref Revenue	01/24/17	3.400 - 3.400	148,900	146,732	1,323.07	08/28	OVB:BH	S&J
Ravencliff-McGraws-Saulsville PSD 17-A W Ref Reserve	01/24/17				14,920.15			
Ravencliff-McGraws-Saulsville PSD 17-B Water Ref Revenue	01/24/17	3.500 - 3.500	35,800	35,497	249.83	11/32	OVB:BH	S&J
Ravencliff-McGraws-Saulsville PSD 17-B W Ref Reserve	01/24/17				3,000.40			
Ravencliff-McGraws-Saulsville PSD 17-C Water Ref Revenue	01/24/17	3.550 - 3.550	187,900	186,659	1,205.53	11/34	OVB:BH	S&J
Ravencliff-McGraws-Saulsville PSD 17-C W Ref Reserve	01/24/17				14,475.23			
Ravencliff-McGraws-Saulsville PSD 17-D Water Revenue	01/24/17	3.750 - 3.750	55,400	55,144	331.82	03/37	OVB:BH	S&J
Ravencliff-McGraws-Saulsville PSD 17-D Water Reserve	01/24/17				4,093.21			
Ravencliff-McGraws-Saulsville PSD 97 Water Reserve	08/20/97				56,398.29			
Ravenswood 06-A Sewer Reserve	06/19/06				148,855.70			
Ravenswood 06-B Sewer Reserve	06/19/06				73,585.01			
Ravenswood 12-A Sewer Reserve	06/07/12				30,584.78			
Ravenswood 06-A Water Revenue	04/25/06	3.000 - 3.000	733,958	421,414	11,749.29	06/27	UNB	S&J
Ravenswood 06-A Water Reserve	04/25/06				49,077.67			
Ravenswood 99 Water Refunding Revenue	03/30/99	5.000 - 5.000	485,000	40,000	43,476.22	07/17	UNITED B-CHAS	VLF
Red Sulphur PSD 05-A Water & Sewer Revenue	08/11/05	0.000 - 0.000	4,150,000	3,078,145	27,477.05	06/45	UNB	S&J
Red Sulphur PSD 05-A Water & Sewer Reserve	08/11/05				108,648.13			

ACCOUNT NAME	ISSUE DATE	INTEREST RATE	ORIGINAL ISSUE	OUTSTANDING 6/30/2017	ACCT BALANCE 6/30/2017	LAST DEBT	PAYING AGENT	BOND COUNSEL
Red Sulphur PSD 06-B Water & Sewer Revenue	11/06/06	0.000 - 0.000	473,000	473,000	58,153.27	09/46	UNB	S&J
Red Sulphur PSD 06-B Water & Sewer Reserve	11/06/06				23,568.43			
Red Sulphur PSD 17-A Water & Sewer Refunding Revenue	01/20/17	2.480 - 2.480	1,188,000	1,155,819	8,672.01	06/31	NBB:BH	S&J
Red Sulphur PSD 17-A Water & Sewer Refunding Reserve	01/20/17				82,733.05			
Red Sulphur PSD 17-B Water & Sewer Refunding Revenue	01/20/17	2.480 - 3.380	4,522,900	4,476,095	21,942.61	06/36	NBB:BH	S&J
Red Sulphur PSD 17-B Water & Sewer Refunding Reserve	01/20/17				314,960.27			
Red Sulphur PSD 87-A Water & Sewer Revenue	11/16/87	8.380 - 8.380	738,647	428,449	41,690.50	10/26	BNY	S&J
Red Sulphur PSD 87-A Water & Sewer Reserve	11/16/87				65,129.91			
Red Sulphur PSD 87-B Water & Sewer Revenue	11/16/87	0.000 - 0.000	181,173	47,677	4,411.75	10/26	BNY	S&J
Red Sulphur PSD 87-B Water & Sewer Reserve	11/16/87				4,795.49			
Reedsville 01 Sewer Reserve	08/22/01				18,276.08			
Reedsville 12-A Sewer Revenue	03/15/12	0.000 - 0.000	1,751,032	1,589,066	4,277.95	12/51	DEP	S&J
Reedsville 12-A Sewer Reserve	03/15/12				16,640.58			
Reedy 14 Water Reserve	09/25/14				271.5			
Reedy 83 Water Reserve	09/19/83				7,001.22			
Richwood 02 Water & Sewer Revenue	12/18/02	0.000 - 0.000	682,314	363,898	4,745.22	06/33	DEP	BR
Richwood 02 Water & Sewer Reserve	12/18/02				24,910.07			
Richwood 09-A Water & Sewer Revenue	09/02/09	0.000 - 0.000	1,308,155	1,088,715	2,812.90	09/49	UNB	S&J
Richwood 09-A Water & Sewer Reserve	09/02/09				22,330.53			
Ridgeley 03-A Sewer Revenue	03/11/03	0.000 - 0.000	665,979	377,379	3,161.41	06/34	DEP	S&J
Ridgeley 03-A Sewer Reserve	03/11/03				26,248.57			
Ridgeley 88-A Sewer Revenue	08/04/88	9.000 - 9.000	159,327	106,371	6,533.86	10/28	BNY	S&J
Ridgeley 88-A Sewer Reserve	08/04/88				14,941.54			
Ridgeley 88-B Sewer Revenue	08/04/88	0.000 - 0.000	39,832	12,265	794.18	10/28	BNY	S&J
Ridgeley 88-B Sewer Reserve	08/04/88				1,040.02			
Ripley 15-A Sewer Revenue	12/17/15	2.000 - 2.000	8,276,500	8,145,488	0	09/47	UNB	S&J

ACCOUNT NAME	ISSUE DATE	INTEREST RATE	ORIGINAL ISSUE	OUTSTANDING 6/30/2017	ACCT BALANCE 6/30/2017	LAST DEBT	PAYING AGENT	BOND COUNSEL
Ripley 15-A Sewer Reserve	12/17/15				0			
Ripley 15-B Sewer Reserve	12/17/15				0			
Ripley 89-A Sewer Revenue	12/28/89	7.850 - 7.850	487,262	307,939	21,271.73	10/28	BNY	G&G
Ripley 89-A Sewer Reserve	12/28/89				40,652.57			
Ripley 89-B Sewer Revenue	12/28/89	0.000 - 0.000	22,738	7,180	746.44	10/28	BNY	G&G
Ripley 89-B Sewer Reserve	12/28/89				979.06			
Ripley 07-A Water Reserve	01/23/07				120,604.36			
Ripley 07-B Water Reserve	01/23/07				98,239.88			
Ripley 08 Water Refunding Revenue	10/08/08	4.250 - 4.250	339,000	11,347	5,691.60	09/17	MVB:BH	BR
Ripley 15-A Water Revenue	06/23/15	4.450 - 4.450	778,000	730,824	4,956.47	07/35	SUMMIT CM B	S&J
Ripley 15-A Water Reserve	06/23/15				11,883.08			
River Road PSD 01 Water Revenue	10/25/01	2.000 - 2.000	1,068,500	308,319	11,916.44	06/22	BPH	S&J
River Road PSD 01 Water Reserve	10/25/01				65,128.32			
River Road PSD 16-A Water Revenue	08/11/16	0.500 - 0.500	2,546,000	2,082,023	0	12/47	BPH	S&J
River Road PSD 16-A Water Reserve	08/11/16				91,764.12			
Rivesville 11-A Water Revenue	10/12/11	0.000 - 0.000	2,585,276	2,314,908	5,698.37	09/51	UNB	S&J
Rivesville 11-A Water Reserve	10/12/11				27,728.31			
Rivesville 13-A Water Revenue	08/15/13	3.000 - 3.000	130,000	116,973	3,736.74	07/37	BBT/WDA	S&J
Rivesville 13-A Water Reserve	08/15/13				6,231.07			
Rivesville 13-B Water Revenue	12/19/13	0.000 - 0.000	200,000	183,646	425.13	12/53	UNB	S&J
Rivesville 13-B Water Reserve	12/19/13				1,684.51			
Romney 01 Sewer Refunding Revenue	09/13/01	4.800 - 5.610	659,000	122,107	9,296.66	10/19	SUMMIT CM B	BR
Romney 01 Sewer Refunding Reserve	09/13/01				54,641.78			
Romney 06-A Sewer Refunding Revenue	08/08/06	0.000 - 0.000	2,880,000	2,169,324	6,316.15	06/46	UNB	S&J
Romney 06-A Sewer Refunding Reserve	08/08/06				72,279.03			
Romney 14-A Sewer Revenue	02/13/14	0.000 - 0.000	3,600,000	3,567,405	3,086.19	12/47	DEP	S&J

ACCOUNT NAME	ISSUE DATE	INTEREST RATE	ORIGINAL ISSUE	OUTSTANDING 6/30/2017	ACCT BALANCE 6/30/2017	LAST DEBT	PAYING AGENT	BOND COUNSEL
Romney 14-A Sewer Reserve	02/13/14				9,061.97			
Romney 14-C Sewer Revenue	02/13/14	0.000 - 0.000	1,436,799	1,180,770	4,922.55	12/40	UNB	S&J
Romney 14-C Sewer Reserve	02/13/14				7,805.48			
Romney 17-A Sewer Refunding Revenue	02/22/17	3.500 - 3.500	363,000	361,827	2,306.45	01/35	ROM	S&J
Romney 17-A Sewer Refunding Reserve	02/22/17				27,629.85			
Romney 82-B Sewer Revenue	07/28/82	0.000 - 0.000	195,500	15,851	4,427.09	10/19	BNY	S&J
Romney 12-A Water Reserve	03/16/12				9,217.99			
Romney 12-B Water Reserve	03/16/12				922.92			
Romney 16-A Water Reserve	08/01/16				2,927.70			
Romney 17-A Water Refunding Revenue	04/12/17	4.100 - 4.100	1,979,000	1,979,000	12,270.76	06/37	OVB:BH	S&J
Romney 17-A Water Refunding Reserve	04/12/17				147,045.57			
Romney 97-B Water Revenue	08/25/97	0.000 - 0.000	1,424,038	532,866	11,012.65	06/37	UNB	S&J
Romney 97-B Water Reserve	08/25/97				36,993.55			
Ronceverte 15-A Sewer Revenue	08/18/15	0.000 - 0.000	14,481,456	8,232,211	0	06/55	DEP	S&J
Ronceverte 15-A Sewer Reserve	08/18/15				0			
Ronceverte 08-A Water Revenue	09/05/08	0.000 - 0.000	2,000,000	1,516,657	6,454.03	03/40	BPH	S&J
Ronceverte 08-A Water Reserve	09/05/08				49,139.18			
Rowlesburg 06-A Water Reserve	10/13/06				20,876.87			
Rowlesburg 11-A Water Revenue	07/22/11	0.000 - 0.000	525,000	453,133	1,146.80	06/51	UNB	S&J
Rowlesburg 11-A Water Reserve	07/22/11				6,579.99			
Rupert 17-A Water Reserve	05/12/17				0			
Salem 95-B Sewer Reserve	06/27/95				110,450.95			
Salem 10-A Water Revenue	01/14/10	0.000 - 0.000	900,000	727,500	2,591.35	09/41	BPH	S&J
Salem 10-A Water Reserve	01/14/10				17,591.83			
Salt Rock Sewer PSD 03-A Sewer Revenue	07/31/03	0.000 - 0.000	2,050,000	1,375,474	9,659.41	06/43	DEP	S&J
Salt Rock Sewer PSD 03-A Sewer Reserve	07/31/03				53,041.48			

ACCOUNT NAME	ISSUE DATE	INTEREST RATE	ORIGINAL ISSUE	OUTSTANDING 6/30/2017	ACCT BALANCE 6/30/2017	LAST DEBT	PAYING AGENT	BOND COUNSEL
Salt Rock Sewer PSD 03-B Sewer Revenue	07/31/03	5.000 - 5.000	60,000	50,685	1,672.18	10/42	BBT/WDA	S&J
Salt Rock Sewer PSD 03-B Sewer Reserve	07/31/03				3,537.98			
Salt Rock Sewer PSD 04-A Sewer Revenue	12/29/04	0.000 - 0.000	11,068,062	7,957,430	52,775.34	12/44	DEP	S&J
Salt Rock Sewer PSD 04-A Sewer Reserve	12/29/04				290,157.75			
Salt Rock Sewer PSD 04-B Sewer Revenue	12/29/04	0.000 - 0.000	7,500,000	5,392,157	34,588.43	12/44	UNB	S&J
Salt Rock Sewer PSD 04-B Sewer Reserve	12/29/04				197,906.52			
Salt Rock Sewer PSD 04 Sewer R&R	12/29/04				57,359.13			
Salt Rock Sewer PSD 87-A Sewer Revenue	04/15/87	8.380 - 8.380	1,185,479	687,634	58,126.53	10/26	BNY	S&J
Salt Rock Sewer PSD 87-A Sewer Reserve	04/15/87				104,598.59			
Salt Rock Sewer PSD 87-B Sewer Revenue	04/15/87	0.000 - 0.000	290,771	76,519	6,391.80	10/26	BNY	S&J
Salt Rock Sewer PSD 87-B Sewer Reserve	04/15/87				7,677.95			
Salt Rock Sewer PSD 90-A Sewer Revenue	03/02/90	7.850 - 7.850	248,408	164,010	10,730.62	10/29	BNY	S&J
Salt Rock Sewer PSD 90-A Sewer Reserve	03/02/90				20,689.17			
Salt Rock Sewer PSD 90-B Sewer Revenue	03/02/90	0.000 - 0.000	11,592	3,864	250.45	10/29	BNY	S&J
Salt Rock Sewer PSD 90-B Sewer Reserve	03/02/90				299.94			
Salt Rock Water PSD 00-A Water Revenue	09/21/00	4.500 - 5.875	9,300,000	7,530,000	129,768.10	06/40	BNY	S&J
Salt Rock Water PSD 00-A Water Reserve	09/21/00				0			
Salt Rock Water PSD 00-B Water Revenue	09/21/00	0.000 - 0.000	3,000,000	1,788,447	6,637.83	09/40	UNB	S&J
Salt Rock Water PSD 00-B Water Reserve	09/21/00				0			
Salt Rock Water PSD 08-A Water Revenue	12/19/08	0.000 - 0.000	296,800	240,888	651.81	09/48	UNB	S&J
Salt Rock Water PSD 08-A Water Reserve	12/19/08				0.07			
Shady Spring PSD 02-A Sewer Revenue	03/08/02	0.000 - 0.000	2,419,905	1,310,775	7,315.91	09/33	DEP	JTP
Shady Spring PSD 02-A Sewer Reserve	03/08/02				81,137.96			
Shady Spring PSD 05-A Sewer Revenue	12/13/05	0.000 - 0.000	2,875,000	2,156,250	6,378.55	12/45	UNB	JTP
Shady Spring PSD 05-A Sewer Reserve	12/13/05				74,343.15			
Shady Spring PSD 05-B Sewer Revenue	12/19/05	0.000 - 0.000	3,078,043	2,308,505	7,482.75	12/45	DEP	JTP

ACCOUNT NAME	ISSUE DATE	INTEREST RATE	ORIGINAL ISSUE	OUTSTANDING 6/30/2017	ACCT BALANCE 6/30/2017	LAST DEBT	PAYING AGENT	BOND COUNSEL
Shady Spring PSD 05-B Sewer Reserve	12/19/05				81,480.12			
Shady Spring PSD 10 Sewer Revenue	10/12/10	0.000 - 0.000	2,422,826	1,998,815	7,323.65	03/42	DEP	BR
Shady Spring PSD 10 Sewer Reserve	10/12/10				43,290.06			
Shady Spring PSD 16 Sewer Revenue	05/06/16	0.500 - 0.500	6,978,924	6,261,188	0	03/48	DEP	BRM
Shady Spring PSD 16 Sewer Reserve	05/06/16				0			
Shady Spring PSD 82-B Sewer Revenue	08/12/82	0.000 - 0.000	795,515	66,293	16,704.35	10/19	BNY	JTP
Shady Spring PSD 97-C Sewer Revenue	06/24/97	0.000 - 0.000	2,197,304	137,332	10,201.87	09/18	DEP	JTP
Shady Spring PSD 97-C Sewer Reserve	06/24/97				110,495.14			
Shady Spring PSD 97-D Sewer Refunding Revenue	06/24/97	6.250 - 6.250	3,056,955	2,318,572	87,074.13	10/35	BNY	JTP
Shady Spring PSD 97-D Sewer Refunding Reserve	06/24/97				212,445.88			
Shady Spring PSD 98-A Sewer Revenue	11/25/98	0.000 - 0.000	1,202,100	165,289	5,580.70	03/20	DEP	JTP
Shady Spring PSD 98-A Sewer Reserve	11/25/98				60,459.11			
Shady Spring PSD 98-B Sewer Revenue	12/17/98	0.000 - 0.000	839,000	73,413	3,894.21	03/19	DEP	JTP
Shady Spring PSD 98-B Sewer Reserve	12/17/98				42,196.31			
Shady Spring PSD 99-A Sewer Revenue	03/18/99	0.000 - 0.000	752,000	103,400	3,490.91	03/20	DEP	JTP
Shady Spring PSD 99-A Sewer Reserve	03/18/99				37,821.39			
Shady Spring PSD 99-B Sewer Revenue	03/18/99	5.750 - 5.750	165,000	128,520	4,391.21	10/37	BBT/WDA	JTP
Shady Spring PSD 99-B Sewer Reserve	03/18/99				10,726.25			
Shepherdstown 10-A Sewer Revenue	11/22/10	0.000 - 0.000	9,172,697	5,178,488	18,467.18	06/42	DEP	BR
Shepherdstown 10-A Sewer Reserve	11/22/10				154,430.23			
Shepherdstown 03-A Water Revenue	06/13/03	0.000 - 0.000	699,459	384,693	5,465.05	12/33	BPH	BR
Shepherdstown 03-A Water Reserve	06/13/03				23,506.48			
Shepherdstown 03-B Water Revenue	06/13/03	2.000 - 2.000	1,300,541	515,210	17,217.48	06/24	BPH	BR
Shepherdstown 03-B Water Reserve	06/13/03				79,446.32			
Shepherdstown 03 Water Depreciation	06/13/03				465,102.48			
Shepherdstown 12 Water Revenue	07/19/12	1.000 - 1.000	4,000,000	3,696,535	12,781.49	06/52	UNB	BR

ACCOUNT NAME	ISSUE DATE	INTEREST RATE	ORIGINAL ISSUE	OUTSTANDING 6/30/2017	ACCT BALANCE 6/30/2017	LAST DEBT	PAYING AGENT	BOND COUNSEL
Shepherdstown 12 Water Reserve	07/19/12				79,149.05			
Shepherdstown 17 Water Revenue	06/15/17	2.250 - 4.250	2,650,000	2,650,000	0	03/47	DTC	G&G
Shepherdstown 17 Water Reserve	06/15/17				153,528.50			
Shinnston 10-A Sewer Reserve	10/25/10				57,714.50			
Shinnston 90-A Sewer Revenue	03/29/90	7.850 - 7.850	2,245,223	1,482,408	96,893.94	10/29	BNY	S&J
Shinnston 90-A Sewer Reserve	03/29/90				186,323.06			
Shinnston 90-B Sewer Revenue	03/29/90	0.000 - 0.000	104,777	34,926	2,242.29	10/29	BNY	S&J
Shinnston 90-B Sewer Reserve	03/29/90				2,691.94			
Shinnston 05-A Water Reserve	11/17/05				241,816.32			
Short Line PSD 05-A Water Revenue	08/24/05	0.000 - 0.000	1,274,183	932,735	2,810.15	06/45	UNB	S&J
Short Line PSD 05-A Water Reserve	08/24/05				33,401.94			
Short Line PSD 10-A Water Revenue	04/06/10	0.000 - 0.000	600,000	503,666	1,302.53	03/50	UNB	S&J
Short Line PSD 10-A Water Reserve	04/06/10				15,480.14			
Short Line PSD 90 Water Reserve	05/09/91				7,118.58			
Sissonville PSD 01 Sewer Refunding Revenue	12/28/01	5.250 - 6.000	1,440,000	770,000	62,023.90	10/25	DTC	G&G
Sissonville PSD 01 Sewer Refunding Reserve	12/28/01				54,784.30			
Sissonville PSD 03-A Sewer Revenue	06/17/03	2.000 - 2.000	1,313,000	537,414	7,038.59	09/24	DEP	G&G
Sissonville PSD 03-A Sewer Reserve	06/17/03				72,890.12			
Sistersville 13-A Sewer Revenue	02/27/13	0.000 - 0.000	200,888	186,291	491.8	09/52	DEP	S&J
Sistersville 13-A Sewer Reserve	02/27/13				1,510.04			
Sistersville 90-A Sewer Revenue	03/01/90	7.850 - 7.850	1,057,749	168,707	71,882.35	10/18	BNY	JK
Sistersville 90-A Sewer Reserve	03/01/90				94,661.45			
Sistersville 90-B Sewer Revenue	03/01/90	0.000 - 0.000	49,361	3,526	1,817.07	10/18	BNY	JK
Sistersville 90-B Sewer Reserve	03/01/90				1,806.03			
Sistersville 03 Water Refunding Revenue	11/21/03	3.350 - 5.500	910,000	225,000	13,000.91	06/20	DTC	S&J
Sistersville 03 Water Refunding Reserve	11/21/03				84,622.39			

ACCOUNT NAME	ISSUE DATE	INTEREST RATE	ORIGINAL ISSUE	OUTSTANDING 6/30/2017	ACCT BALANCE 6/30/2017	LAST DEBT	PAYING AGENT	BOND COUNSEL
Sistersville 10-A Water Reserve	02/26/10				12,724.59			
Smithers 03-A Sewer Reserve	11/06/03				27,612.67			
Smithers 03-B Sewer Revenue	11/06/03	0.000 - 0.000	800,000	549,020	2,961.02	09/43	UNB	G&G
Smithers 03-B Sewer Reserve	11/06/03				21,024.99			
Sophia 07-A Sewer Revenue	10/23/07	3.000 - 3.000	767,031	504,831	11,724.91	03/29	UNB	S&J
Sophia 07-A Sewer Reserve	10/23/07				51,277.14			
Sophia 17 Sewer Revenue	03/30/17	3.780 - 3.780	560,000	559,551	4,096.80	05/32	CITY NB	S&J
Sophia 17 Sewer Reserve	03/30/17				819.14			
Sophia 95 Sewer Revenue	07/24/95	6.750 - 6.750	156,705	114,664	6,494.17	10/33	BNY	G&G
Sophia 95 Sewer Reserve	07/24/95				11,573.31			
South Charleston 03-A Sewer Revenue	09/05/03	2.000 - 2.000	4,567,360	1,969,461	59,624.75	12/24	DEP	JK
South Charleston 03-A Sewer Reserve	09/05/03				284,182.97			
South Charleston 04-B Sewer Revenue	06/18/04	0.000 - 0.000	1,072,997	570,313	43,132.78	03/32	DEP	JK
South Charleston 04-B Sewer Reserve	06/18/04				38,933.22			
South Charleston 86-B Sewer Revenue	08/29/86	0.000 - 0.000	378,985	87,458	16,522.86	10/25	BNY	JK
South Charleston 86-B Sewer Reserve	08/29/86				9,784.91			
South Charleston 99-A Sewer Revenue	05/25/99	2.000 - 2.000	605,854	68,795	5,796.65	03/20	DEP	JK
South Charleston 99-A Sewer Reserve	05/25/99				25,840.66			
Southern Jackson County PSD 02 Sewer Revenue	05/30/02	0.000 - 0.000	2,888,924	1,881,602	19,038.93	03/42	UNB	G&G
Southern Jackson County PSD 02 Sewer Reserve	05/30/02				77,109.82			
Southern Jackson County PSD 01 A&B Water Reserve	12/21/01				55,807.07			
Southern Jackson County PSD 05 Water Reserve	09/23/05				59,606.71			
Southern Jackson County PSD 13 Water Revenue	02/14/13	0.000 - 0.000	3,140,000	2,852,163	20,040.31	09/44	BPH	JK
Southern Jackson County PSD 13 Water Reserve	02/14/13				33,323.93			
Southern Jackson County PSD 91 Water Reserve	03/18/91				9,638.27			
Southern Jackson County PSD 97 Water Reserve	02/27/97				29,539.39			

ACCOUNT NAME	ISSUE DATE	INTEREST RATE	ORIGINAL ISSUE	OUTSTANDING 6/30/2017	ACCT BALANCE 6/30/2017	LAST DEBT	PAYING AGENT	BOND COUNSEL
Southern Jackson County PSD 98-A Water Revenue	05/22/98	0.000 - 0.000	380,000	200,892	3,615.45	03/38	UNB	JK
Southern Jackson County PSD 98-A Water Reserve	05/22/98				9,748.89			
Southwestern Water PSD 10-A Water Reserve	03/12/10				125,161.17			
Southwestern Water PSD 10-B Water Revenue	03/12/10	0.000 - 0.000	6,100,000	4,930,818	19,495.63	09/41	BPH	S&J
Southwestern Water PSD 10-B Water Reserve	03/12/10				119,234.12			
Spencer 00 Sewer Reserve	08/24/00				17,950.97			
Spencer 09 Water Reserve	10/08/09				22,122.16			
Spencer 10 Water Reserve	05/05/10				22,959.78			
Spencer 12 Water Reserve	09/13/12				4,287.86			
Spencer 70 Water Replacement	01/01/70				6,028.01			
Spencer 91 Taxable Water Reserve	12/09/91				21,593.23			
Spencer 93 Water Reserve	03/18/93				17,712.91			
Spencer 98 Water Reserve	06/05/98				48,884.74			
Spring Valley PSD 01-A Sewer Revenue	02/01/01	2.000 - 2.000	820,500	225,471	13,559.86	03/22	DEP	JK
Spring Valley PSD 01-A Sewer Reserve	02/01/01				50,014.61			
St Albans 00-B Water & Sewer Revenue	03/15/00	2.000 - 2.000	16,281,000	4,697,922	178,072.53	06/22	DEP	S&J
St Albans 00-B Water & Sewer Reserve	03/15/00				995,158.72			
St Albans 00-C Water & Sewer Revenue	03/15/00	5.800 - 5.800	225,000	67,181	14,152.04	10/20	BBT/WDA	S&J
St Albans 00-C Water & Sewer Reserve	03/15/00				19,407.81			
St Albans 08-A Water & Sewer Revenue	12/03/08	4.370 - 4.370	2,735,000	1,853,289	34,072.62	12/28	BBT Govment	S&J
St Albans 08-A Water & Sewer Reserve	12/03/08				206,447.93			
St Albans 14-A Water & Sewer Revenue	06/30/14	2.500 - 4.750	2,200,000	2,075,000	18,911.05	06/44	DTC	S&J
St Albans 14-A Water & Sewer Reserve	06/30/14				137,887.76			
St Albans 14-B Water & Sewer Refunding Revenue	09/30/14	2.000 - 4.500	7,745,000	7,745,000	51,198.87	12/40	DTC	S&J
St Albans 14-B&C Water & Sewer Refunding Reserve	09/30/14				525,691.15			
St Albans 14-C Water & Sewer Refunding Revenue	09/30/14	1.500 - 2.500	575,000	220,000	147,771.28	12/17	DTC	S&J

ACCOUNT NAME	ISSUE DATE	INTEREST RATE	ORIGINAL ISSUE	OUTSTANDING 6/30/2017	ACCT BALANCE 6/30/2017	LAST DEBT	PAYING AGENT	BOND COUNSEL
St Marys 06-A Water & Sewer Revenue	07/10/06	0.500 - 0.500	1,581,250	1,070,252	5,022.09	06/36	UNB	JK
St Marys 06-A Water & Sewer Reserve	07/10/06				58,519.54			
St Marys 08-A Water & Sewer Refunding Reserve	11/05/08				159,327.15			
St Marys 08-B Water & Sewer Refunding Reserve	11/05/08				37,519.05			
St Marys 09-A Water & Sewer Revenue	11/20/09	0.000 - 0.000	3,057,992	2,178,817	27,746.27	09/31	DEP	JK
St Marys 09-A Water & Sewer Reserve	11/20/09				90,943.29			
St Marys 12-A Water & Sewer Revenue	01/05/12	0.000 - 0.000	3,455,401	3,013,336	10,767.40	03/43	DEP	JK
St Marys 12-A Water & Sewer Reserve	01/05/12				45,395.04			
St Marys 12-B Water & Sewer Revenue	01/05/12	2.000 - 2.000	4,203,500	3,537,553	28,205.89	09/33	BPH	JK
St Marys 12-B Water & Sewer Reserve	01/05/12				98,396.65			
St Marys 96-B Water & Sewer Revenue	11/13/96	2.000 - 2.000	128,000	1,936	2,075.01	09/17	DEP	JK
St Marys 96-B Water & Sewer Reserve	11/13/96				7,801.66			
St Marys 98-A Water & Sewer Revenue	06/18/98	5.750 - 5.750	554,000	87,000	38,209.33	10/18	BBT/WDA	JK
St Marys 98-A Water & Sewer Reserve	06/18/98				47,871.09			
Stonewood 09-A Water Reserve	04/24/09				25,645.23			
Stonewood 09-B Water Reserve	04/24/09				24,424.13			
Stonewood 14-A Water Revenue	03/20/14	0.000 - 0.000	2,250,000	2,118,750	7,289.18	09/45	BPH	S&J
Stonewood 14-A Water Reserve	03/20/14				13,796.85			
Sugar Creek PSD 10-A Water Revenue	01/07/10	0.000 - 0.000	312,500	247,381	1,475.21	03/41	BPH	S&J
Sugar Creek PSD 10-A Water Reserve	01/07/10				6,722.29			
Sugar Creek PSD 11-A Water Revenue	10/06/11	0.000 - 0.000	1,100,000	960,565	2,413.28	09/51	UNB	S&J
Sugar Creek PSD 11-A Water Reserve	10/06/11				28,906.85			
Summersville 02-A Water & Sewer Revenue	12/18/02	0.000 - 0.000	4,661,505	3,128,115	25,308.75	12/42	UNB	S&J
Summersville 02-A Water & Sewer Reserve	12/18/02				123,216.38			
Summersville 02-B Water & Sewer Revenue	12/18/02	0.000 - 0.000	2,388,495	1,393,289	18,890.77	12/34	BPH	S&J
Summersville 02-B Water & Sewer Reserve	12/18/02				79,915.15			

ACCOUNT NAME	ISSUE DATE	INTEREST RATE	ORIGINAL ISSUE	OUTSTANDING 6/30/2017	ACCT BALANCE 6/30/2017	LAST DEBT	PAYING AGENT	BOND COUNSEL
Summersville 07-A Water & Sewer Revenue	05/15/07	0.000 - 0.000	8,682,265	6,201,600	26,015.73	06/37	UNB	BR
Summersville 07-A Water & Sewer Reserve	05/15/07				251,900.18			
Summersville 07-B Water & Sewer Revenue	05/15/07	0.000 - 0.000	2,000,000	1,407,392	6,636.28	06/36	DEP	BR
Summersville 07-B Water & Sewer Reserve	05/15/07				60,186.96			
Summersville 09-A Water & Sewer Reserve	11/12/09				61,298.91			
Summersville 09-B Water & Sewer Reserve	11/12/09				3,002.28			
Summersville 12-A Water & Sewer Revenue	04/02/12	1.000 - 1.000	1,128,609	1,010,033	2,889.90	03/52	UNB	S&J
Summersville 12-A Water & Sewer Reserve	04/02/12				17,595.41			
Summersville 14-A Water & Sewer Revenue	08/12/14	1.000 - 1.000	1,794,500	1,733,729	5,259.16	06/54	UNB	S&J
Summersville 14-A Water & Sewer Reserve	08/12/14				6,170.18			
Summersville 90-A Water & Sewer Revenue	04/06/90	7.850 - 7.850	281,848	186,090	13,818.43	10/29	BNY	VLF
Summersville 90-A Water & Sewer Reserve	04/06/90				23,412.64			
Summersville 90-B Water & Sewer Revenue	04/06/90	0.000 - 0.000	13,152	4,384	578.19	10/29	BNY	VLF
Summersville 90-B Water & Sewer Reserve	04/06/90				344.36			
Summersville 91-A Water & Sewer Revenue	08/13/91	8.100 - 8.100	790,057	530,528	39,588.10	10/29	BNY	VLF
Summersville 91-A Water & Sewer Reserve	08/13/91				67,671.65			
Summersville 91-B Water & Sewer Revenue	08/13/91	0.000 - 0.000	35,671	12,203	1,278.61	10/29	BNY	VLF
Summersville 91-B Water & Sewer Reserve	08/13/91				945.89			
Summersville 98-A Water & Sewer Revenue	01/06/98	0.000 - 0.000	639,000	335,885	5,797.65	12/37	UNB	VLF
Summersville 98-A Water & Sewer Reserve	01/06/98				16,462.26			
Sun Valley PSD 01-A Sewer Refunding Revenue	10/18/01	0.000 - 0.000	1,073,405	627,972	4,305.97	12/38	UNB	S&J
Sun Valley PSD 01-A Sewer Refunding Reserve	10/18/01				29,393.09			
Sun Valley PSD 10-A Sewer Reserve	07/13/10				25,746.60			
Sun Valley PSD 10-B Sewer Revenue	07/13/10	0.000 - 0.000	3,200,000	2,760,781	7,071.58	06/50	UNB	JK
Sun Valley PSD 10-B Sewer Reserve	07/13/10				45,705.83			
Sun Valley PSD 97-A Sewer Revenue	04/10/97	0.000 - 0.000	853,000	437,578	2,022.59	03/37	UNB	S&J

ACCOUNT NAME	ISSUE DATE	INTEREST RATE	ORIGINAL ISSUE	OUTSTANDING 6/30/2017	ACCT BALANCE 6/30/2017	LAST DEBT	PAYING AGENT	BOND COUNSEL
Sun Valley PSD 97-A Sewer Reserve	04/10/97				22,290.03			
Sun Valley PSD 10-A Water Reserve	01/14/10				62,313.07			
Sun Valley PSD 10-B Water Revenue	01/14/10	0.000 - 0.000	300,000	240,000	842.45	06/41	BPH	BR
Sun Valley PSD 10-B Water Reserve	01/14/10				10,055.21			
Sun Valley PSD 16-A Water Revenue	10/05/16	2.320 - 2.320	280,000	265,832	2,634.66	11/26	BBT Govment	S&J
Sun Valley PSD 16-A Water Reserve	10/05/16				1,869.67			
Taylor County PSD 04-A Water Reserve	07/16/04				29,451.75			
Taylor County (Haymond) PSD 04-B Water Revenue	12/10/04	0.000 - 0.000	378,397	239,651	1,088.06	06/36	UNB	S&J
Taylor County (Haymond) PSD 04-B Water Reserve	12/10/04				12,975.52			
Taylor County (Haymond) PSD 04-A Water Revenue	12/10/04	0.000 - 0.000	1,310,000	933,268	2,951.18	09/44	UNB	S&J
Taylor County (Haymond) PSD 04-A Water Reserve	12/10/04				35,231.86			
Taylor County PSD 07-A Water Reserve	05/24/07				47,195.22			
Taylor County Schools 12 Ref GO	09/25/12	3.000 - 3.000	6,130,000	1,915,000	118,847.00	05/19	DTC	S&J
Taylor County Schools 12 Ref GO Sur Col	09/25/12				409,086.18			
Taylor County Schools 12 Ref Spec Surp	09/25/12				335.32			
Tennerton PSD 01-A Sewer Reserve	09/13/01				29,342.79			
Tennerton PSD 08-A Sewer Reserve	04/17/08				52,298.69			
Tennerton PSD 86-B Sewer Revenue	03/12/86	0.000 - 0.000	169,883	40,235	3,358.48	10/25	BNY	VLF
Tennerton PSD 86-B Sewer Reserve	03/12/86				4,470.78			
Tennerton PSD 97-A Sewer Revenue	09/18/97	2.000 - 2.000	585,627	35,159	3,230.56	06/18	DEP	S&J
Tennerton PSD 97-A Sewer Reserve	09/18/97				35,599.64			
Terra Alta 97-A Sewer System Design Revenue	10/07/97	2.000 - 2.000	400,000	29,943	4,388.30	09/18	DEP	S&J
Terra Alta 97-A Sewer System Design Reserve	10/07/97				24,379.44			
Terra Alta 99-A Sewer Revenue	07/22/99	0.000 - 0.000	200,000	37,500	1,081.85	03/21	DEP	S&J
Terra Alta 99-A Sewer Reserve	07/22/99				10,054.43			
Terra Alta 99-B Sewer Revenue	07/22/99	0.000 - 0.000	4,780,000	2,731,426	12,593.44	06/39	UNB	S&J

ACCOUNT NAME	ISSUE DATE	INTEREST RATE	ORIGINAL ISSUE	OUTSTANDING 6/30/2017	ACCT BALANCE 6/30/2017	LAST DEBT	PAYING AGENT	BOND COUNSEL
Terra Alta 99-B Sewer Reserve	07/22/99				128,895.91			
Terra Alta 10-A Water Revenue	02/16/10	0.000 - 0.000	823,639	695,263	1,802.47	12/49	UNB	S&J
Terra Alta 10-A Water Reserve	02/16/10				13,077.24			
Terra Alta 98-A Water Revenue	03/30/98	0.000 - 0.000	520,000	271,593	1,536.50	12/37	UNB	S&J
Terra Alta 98-A Water Reserve	03/30/98				16,213.28			
Thomas 97-A Sewer Revenue	12/17/97	0.000 - 0.000	1,500,000	563,455	3,912.49	06/29	DEP	S&J
Thomas 97-A Sewer Reserve	12/17/97				47,033.12			
Thomas 88 Water Reserve	04/07/88				5,260.80			
Thomas 88 Water Depreciation	04/07/88				66,765.52			
Tomlinson PSD 04-A Water Revenue	03/09/04	0.000 - 0.000	1,353,815	940,638	6,912.76	03/44	UNB	S&J
Tomlinson PSD 04-A Water Reserve	03/09/04				35,322.87			
Tomlinson PSD 04-B Water Revenue	03/09/04	5.000 - 5.000	669,500	581,193	21,759.19	10/43	BBT/WDA	S&J
Tomlinson PSD 04-B Water Reserve	03/09/04				39,797.72			
Tomlinson PSD 10-A Water Revenue	08/06/10	5.000 - 5.000	100,000	63,482	1,578.08	08/25	FARMERS:BH	S&J
Tomlinson PSD 10-A Water Reserve	08/06/10				9,531.75			
Tunnelton 02 Sewer Reserve	04/19/02				16,025.82			
Tunnelton 16-A Sewer Reserve	06/03/16				0			
Tunnelton 90 Water Reserve	05/03/90				28,070.21			
Tyler County (Friendly) PSD 04-A Sewer Revenue	09/28/04	0.000 - 0.000	252,100	175,025	582.29	09/44	UNB	S&J
Tyler County (Friendly) PSD 04-A Sewer Reserve	09/28/04				6,458.54			
Tyler County (Friendly) PSD 05-A Water Revenue	03/11/05	0.000 - 0.000	300,000	214,838	658.67	03/45	UNB	S&J
Tyler County (Friendly) PSD 05-A Water Reserve	03/11/05				7,783.39			
Tyler County (Friendly) PSD 08-A Water Revenue	12/04/08	0.000 - 0.000	2,450,000	1,991,597	5,375.05	12/48	UNB	S&J
Tyler County (Friendly) PSD 08-A Water Reserve	12/04/08				47,561.72			
Tyler County (Friendly) PSD 12-A Water Reserve	04/19/12				22,130.43			
Tyler County (Friendly) PSD 94-A Water Reserve	06/22/94				19,889.88			

ACCOUNT NAME	ISSUE DATE	INTEREST RATE	ORIGINAL ISSUE	OUTSTANDING 6/30/2017	ACCT BALANCE 6/30/2017	LAST DEBT	PAYING AGENT	BOND COUNSEL
Tyler County (Friendly) PSD 94-B Water Reserve	11/03/94				4,278.42			
Tyler County (Friendly) PSD 97 Water Reserve	06/11/97				27,614.87			
Union PSD 09-A Sewer Reserve	11/20/09				126,302.18			
Union PSD 09-C Sewer Revenue	11/20/09	0.000 - 0.000	3,074,294	2,190,427	14,273.70	09/31	DEP	JK
Union PSD 09-C Sewer Reserve	11/20/09				90,115.43			
Union PSD 91-A Sewer Revenue	08/28/91	8.100 - 8.100	2,139,656	1,436,793	79,411.26	10/29	BNY	JK
Union PSD 91-A Sewer Reserve	08/28/91				183,281.77			
Union PSD 91-B Sewer Revenue	08/28/91	7.750 - 7.750	4,229,604	3,013,048	144,156.19	10/31	BNY	JK
Union PSD 91-B Sewer Reserve	08/28/91				347,585.37			
Union PSD 91-C Sewer Revenue	08/28/91	0.000 - 0.000	237,602	87,279	4,666.75	10/31	BNY	JK
Union PSD 91-C Sewer Reserve	08/28/91				6,192.14			
Union-Williams PSD 00 Sewer Revenue	12/15/00	0.000 - 0.000	412,000	192,248	1,230.88	06/31	DEP	BR
Union-Williams PSD 00 Sewer Reserve	12/15/00				9,012.21			
Union-Williams PSD 04-A Sewer Revenue	02/19/04	0.000 - 0.000	15,596,291	9,487,744	46,299.34	09/35	DEP	BR
Union-Williams PSD 04-A Sewer Reserve	02/19/04				305,892.80			
Union-Williams PSD 04-B Sewer Revenue	02/19/04	0.000 - 0.000	1,900,000	1,316,340	4,139.43	12/43	UNB	BR
Union-Williams PSD 04-B Sewer Reserve	02/19/04				28,806.63			
Union-Williams PSD 07 Sewer Revenue	03/29/07	0.000 - 0.000	284,652	284,652	0	06/38	UNB	BR
Union-Williams PSD 07 Sewer Reserve	03/29/07				0			
Union-Williams PSD 91 Sewer Reserve	04/16/91				31,877.79			
Union-Williams PSD 13 Water Refunding Revenue	05/23/13	2.000 - 4.750	3,520,000	2,995,000	105,726.27	12/37	DTC	BR
Union-Williams PSD 13 Water Refunding Reserve	05/23/13				140,320.08			
Union-Williams PSD 15 Water Revenue	07/01/15	3.190 - 3.190	1,915,000	1,718,185	13,253.07	07/30	BBT Govment	BRM
Union-Williams PSD 15 Water Reserve	07/01/15				31,595.02			
Valley Falls PSD 07-A Water Revenue	01/12/07	0.000 - 0.000	4,878,315	3,506,283	25,058.44	06/40	UNB	S&J
Valley Falls PSD 07-A Water Reserve	01/12/07				138,552.24			

ACCOUNT NAME	ISSUE DATE	INTEREST RATE	ORIGINAL ISSUE	OUTSTANDING 6/30/2017	ACCT BALANCE 6/30/2017	LAST DEBT	PAYING AGENT	BOND COUNSEL
Vienna 13-A Water & Sewer Revenue	11/14/13	2.000 - 2.000	1,850,308	1,695,596	10,449.03	06/35	DEP	S&J
Vienna 13-A Water & Sewer Reserve	11/14/13				23,635.92			
Vienna 14-A Water & Sewer Revenue	05/14/14	2.340 - 2.340	1,030,000	746,687	9,726.60	06/24	BBT Govment	S&J
Vienna 14-A Water & Sewer Reserve	06/14/14				103,586.13			
Vienna 15-A Water & Sewer Revenue	03/25/15	3.000 - 3.000	1,416,600	1,360,004	8,076.56	06/36	UNB	S&J
Vienna 15-A Water & Sewer Reserve	03/25/15				94,899.24			
WV American Water Company 10-A Water Revenue Note	01/28/10	0.000 - 0.000	1,925,000	1,371,551	8,093.93	09/31	BPH	JK
WV Amer Water Comp 10-A Water Reserve	01/28/10				0			
WV Higher Education 07-A Refunding Revenue	04/17/07	4.000 - 5.000	25,915,000	15,765,000	6,586.65	04/27	DTC	STB
WV Higher Education Facilities 10-A Revenue	12/23/10	3.500 - 5.000	16,520,000	16,520,000	4,718.67	04/26	DTC	STB
WV Higher Education Facilities 10-B Revenue	12/23/10	7.450 - 7.650	50,265,000	50,265,000	40.08	04/40	DTC	STB
WV Higher Education Facilities 10-B Reserve	12/23/10				949,401.02			
WV Higher Education Facilities 10-C Revenue	12/23/10	2.140 - 5.280	10,080,000	1,420,000	6,763.48	04/18	DTC	STB
WV Higher Education Policy 12-A Revenue	06/12/12	2.000 - 5.000	124,190,000	110,975,000	19,215.41	04/34	DTC	STB
WV Higher Education Policy 12-B Revenue	06/12/12	2.000 - 4.000	7,975,000	6,700,000	279.84	04/34	DTC	STB
Walton PSD 05 Water Reserve	04/14/05				5,335.71			
Walton PSD 08 Water Reserve	07/03/08				3,485.79			
War 99-A Lot 2 Sewer Revenue	06/25/99	0.000 - 0.000	724,274	413,876	13,181.90	06/39	UNB	G&G
War 99-A Sewer Revenue	06/25/99	0.000 - 0.000	245,726	140,390	4,473.79	06/39	UNB	G&G
War 99-A & 99-A Lot 2 Sewer Reserve	06/25/99				25,379.33			
War 08-A Water Revenue	06/26/08	0.000 - 0.000	215,300	167,896	461.6	06/48	UNB	S&J
War 08-A Water Reserve	06/26/08				5,477.20			
War 11-A Water Reserve	01/27/11				20,292.41			
War 11-B Water Reserve	01/27/11				7,379.06			
Wardensville 09-A Sewer Revenue	12/02/09	0.000 - 0.000	279,782	234,651	2,123.10	12/49	DEP	JK
Wardensville 09-A Sewer Reserve	12/02/09				7,247.37			

ACCOUNT NAME	ISSUE DATE	INTEREST RATE	ORIGINAL ISSUE	OUTSTANDING 6/30/2017	ACCT BALANCE 6/30/2017	LAST DEBT	PAYING AGENT	BOND COUNSEL
Wardensville 79 Sewer Reserve	07/25/80				14,774.58			
Wardensville 08-A Water Revenue	12/10/08	0.000 - 0.000	1,550,000	1,175,407	4,997.18	03/40	BPH	S&J
Wardensville 08-A Water Reserve	12/10/08				51,836.27			
Warm Springs PSD 02-A Sewer Revenue	06/25/02	0.000 - 0.000	1,316,000	701,848	3,995.93	06/33	DEP	JK
Warm Springs PSD 02-A Sewer Reserve	06/25/02				44,116.41			
Warm Springs PSD 07-A Sewer Revenue	02/28/07	0.000 - 0.000	8,290,000	3,251,593	18,270.15	09/32	UNB	JK
Warm Springs PSD 07-A Sewer Reserve	02/28/07				192,420.07			
Warm Springs PSD 07-C Sewer Revenue	02/28/07	0.000 - 0.000	3,000,000	2,668,620	4,001.54	12/38	DEP	JK
Warm Springs PSD 07-C Sewer Reserve	02/28/07				162,219.73			
Warm Springs PSD 89 Sewer Reserve	08/03/89				19,564.91			
Warm Springs PSD 98 Sewer Reserve	11/19/98				22,091.23			
Wayne County Building Comm 13-A Lease Reserve	11/18/13				13,139.89			
Wayne County Schools 14 GO	09/25/14	2.000 - 5.000	18,000,000	15,220,000	1,345.54	06/29	DTC	S&J
Wayne County Schools 14 GO Surplus Collections	09/25/14				459,670.47			
Wayne 12-A Sewer Reserve	12/17/12				19,866.15			
Wayne 04-A Water Reserve	10/21/04				71,443.82			
Wayne 04-B Water Revenue	10/21/04	0.000 - 0.000	1,925,000	1,187,083	6,181.11	12/35	BPH	S&J
Wayne 04-B Water Reserve	10/21/04				64,381.33			
Wayne 07-A Water Revenue	06/14/07	1.000 - 1.000	193,394	193,394	0	12/39	UNB	S&J
Wayne 07-A Water Reserve	06/14/07				52,693.52			
Webster County EDA 11-A Water Revenue	04/11/11	0.000 - 0.000	890,000	764,260	1,897.60	03/51	UNB	S&J
Webster County EDA 11-A Water Reserve	04/11/11				0.14			
Weirton 07-A Sewer Revenue	04/11/07	2.000 - 2.000	4,199,404	2,463,730	69,011.94	03/28	DEP	S&J
Weirton 07-A Sewer Reserve	04/11/07				255,949.26			
Weirton 13-A Sewer Revenue	09/25/13	2.000 - 2.000	5,904,000	5,413,861	38,696.17	06/35	DEP	S&J
Weirton 13-A Sewer Reserve	09/25/13				75,041.73			

ACCOUNT NAME	ISSUE DATE	INTEREST RATE	ORIGINAL ISSUE	OUTSTANDING 6/30/2017	ACCT BALANCE 6/30/2017	LAST DEBT	PAYING AGENT	BOND COUNSEL
Weirton 06-A Water Revenue	04/25/06	2.000 - 2.000	2,555,000	1,530,160	15,589.21	06/28	BPH	S&J
Weirton 06-A Water Reserve	04/25/06				142,074.26			
Weirton 09-A Water Revenue	11/19/09	2.000 - 2.000	2,496,208	1,877,412	29,682.64	09/31	BPH	S&J
Weirton 09-A Water Reserve	11/19/09				90,254.52			
Weirton 16-A Water Revenue	04/15/16	3.520 - 3.520	2,900,000	2,794,667	17,068.31	05/36	WESBK-WHEEL	S&J
Weirton 16-A Water Reserve	04/15/16				23,793.13			
Weirton 16-B Water Revenue	10/20/16	2.500 - 2.500	4,000,000	1,240,784	0	06/38	BPH	S&J
Weirton 16-B Water Reserve	10/20/16				0			
Weirton 98-A Water Revenue	04/08/98	2.000 - 2.000	2,190,000	260,360	13,602.77	06/19	DEP	S&J
Weirton 98-A Water Reserve	04/08/98				133,479.06			
Welch 08-A Sewer Revenue	05/06/08	0.000 - 0.000	2,000,000	1,618,418	4,869.35	03/48	DEP	S&J
Welch 08-A Sewer Reserve	05/06/08				52,632.00			
Welch 13-A Sewer Revenue	05/06/13	0.000 - 0.000	4,039,789	3,800,326	9,850.00	03/53	DEP	S&J
Welch 13-A Sewer Reserve	05/06/13				106,428.00			
Welch 09-A Water Revenue	12/18/09	0.000 - 0.000	625,000	499,984	3,458.89	06/41	BPH	S&J
Welch 09-A Water Reserve	12/18/09				20,836.00			
Welch 09-C Water Revenue	12/18/09	0.000 - 0.000	461,674	389,722	1,990.67	12/49	UNB	S&J
Welch 09-C Water Reserve	12/18/09				11,992.00			
Welch 14-A Water Revenue	02/20/14	0.500 - 0.500	310,000	288,328	1,149.83	03/45	BPH	S&J
Welch 14-A Water Reserve	02/20/14				11,135.00			
Welch 15-A Water Revenue	06/17/15	0.500 - 0.500	3,540,088	3,441,067	12,419.58	12/46	BPH	S&J
Welch 15-A Water Reserve	06/17/15				127,148.00			
Wellsburg 10-A Water & Sewer Revenue	10/27/10	2.000 - 2.000	215,000	159,246	1,531.42	06/31	BPH	S&J
Wellsburg 10-A Water & Sewer Reserve	10/27/10				7,994.31			
Wellsburg 11-A Water & Sewer Revenue	02/24/11	0.000 - 0.000	307,661	265,145	759.64	03/50	DEP	S&J
Wellsburg 11-A Water & Sewer Reserve	02/24/11				8,147.56			

ACCOUNT NAME	ISSUE DATE	INTEREST RATE	ORIGINAL ISSUE	OUTSTANDING 6/30/2017	ACCT BALANCE 6/30/2017	LAST DEBT	PAYING AGENT	BOND COUNSEL
Wellsburg 12-A Water & Sewer Revenue	03/01/12	2.000 - 2.000	2,435,000	2,075,855	15,991.99	12/33	BPH	S&J
Wellsburg 12-A Water & Sewer Reserve	03/01/12				68,437.00			
Wellsburg 15-A Water & Sewer Revenue	09/30/15	0.500 - 0.500	4,000,000	3,753,892	13,458.91	06/46	DEP	S&J
Wellsburg 15-A Water & Sewer Reserve	09/30/15				4,906.65			
West Hamlin 07-A Water & Sewer Reserve	06/28/07				25,230.16			
West Hamlin 80 Water & Sewer Reserve	12/15/80				42,603.62			
West Union 02 Water & Sewer Revenue	08/29/02	0.000 - 0.000	810,000	522,580	3,695.53	06/42	UNB	BR
West Union 02 Water & Sewer Reserve	08/29/02				21,001.22			
West Union 98-C Water & Sewer Revenue	12/15/98	0.000 - 0.000	2,075,000	1,151,282	10,322.54	12/38	UNB	S&J
West Union 98-C Water & Sewer Reserve	12/15/98				53,799.87			
Weston 00-A Sewer Revenue	12/20/00	0.000 - 0.000	3,192,097	1,596,037	10,386.48	06/32	DEP	JK
Weston 00-A Sewer Reserve	12/20/00				107,095.56			
Weston 00-B Sewer Revenue	12/20/00	0.000 - 0.000	6,250,000	3,814,900	14,740.11	12/40	UNB	JK
Weston 00-B Sewer Reserve	12/20/00				163,378.72			
Weston 05-A Sewer Revenue	06/24/05	0.000 - 0.000	597,037	431,407	1,308.66	06/45	UNB	JK
Weston 05-A Sewer Reserve	06/24/05				15,468.79			
Weston 07-A Sewer Revenue	09/18/07	0.000 - 0.000	3,047,000	2,374,276	6,680.51	06/47	UNB	S&J
Weston 07-A Sewer Reserve	09/18/07				68,599.44			
Weston 11-A Sewer Revenue	08/16/11	0.000 - 0.000	1,168,000	1,004,495	2,561.93	06/51	UNB	S&J
Weston 11-A Sewer Reserve	08/16/11				14,640.84			
Weston 11-B Sewer Revenue	08/16/11	0.000 - 0.000	741,679	624,240	2,260.02	09/42	DEP	S&J
Weston 11-B Sewer Reserve	08/16/11				12,008.15			
Weston 13-A Sewer Revenue	02/01/13	0.000 - 0.000	586,986	507,411	1,929.85	06/41	DEP	S&J
Weston 13-A Sewer Reserve	02/01/13				8,171.25			
Weston 96 Sewer Revenue	12/10/96	0.000 - 0.000	1,274,287	31,857	5,916.79	12/17	DEP	JK
Weston 96 Sewer Reserve	12/10/96				64,117.92			

ACCOUNT NAME	ISSUE DATE	INTEREST RATE	ORIGINAL ISSUE	OUTSTANDING 6/30/2017	ACCT BALANCE 6/30/2017	LAST DEBT	PAYING AGENT	BOND COUNSEL
Wetzel County PSD #1 06-A Water Reserve	06/27/06				48,811.18			
Wetzel County PSD #1 13-A Water Revenue	07/12/13	1.000 - 1.000	1,048,000	979,316	5,194.62	06/53	UNB	S&J
Wetzel County PSD #1 13-A Water Reserve	07/12/13				33,096.47			
Wetzel County PSD #1 16-A Water Revenue	12/15/16	1.000 - 1.000	534,500	251,638	0	12/56	UNB	S&J
Wetzel County PSD #1 16-A Water Reserve	12/15/16				0			
Wetzel County PSD #1 93-A Water Revenue	06/28/93	7.750 - 7.750	154,839	110,303	7,335.83	10/31	BNY	S&J
Wetzel County PSD #1 93-A Water Reserve	06/28/93				12,725.23			
Wetzel County PSD #1 93-B Water Revenue	06/28/93	0.000 - 0.000	5,161	1,985	574.02	10/31	BNY	S&J
Wetzel County PSD #1 93-B Water Reserve	06/28/93				237.32			
Wheeling 15 Civic Center Refunding GO	09/02/15	2.000 - 2.600	1,860,000	1,595,000	79,715.39	05/28	DTC	S&J
Wheeling 05-A Water & Sewer Revenue	05/03/05	2.000 - 2.000	14,500,000	7,608,896	104,925.94	12/26	DEP	S&J
Wheeling 05-A Water & Sewer Reserve	05/03/05				883,752.53			
Wheeling 10-B Water & Sewer Revenue	12/14/10	2.000 - 2.000	8,356,000	6,679,662	53,342.90	03/32	DEP	S&J
Wheeling 10-B Water & Sewer Reserve	12/14/10				241,347.06			
Wheeling 13 Water & Sewer Refunding Revenue	05/30/13	2.000 - 5.000	38,255,000	35,020,000	188,535.36	06/43	DTC	S&J
Wheeling 13 Water & Sewer Refunding Reserve	05/30/13				2,232,812.37			
Wheeling 15-A Water & Sewer Refunding Revenue	09/02/15	2.200 - 4.000	8,030,000	8,030,000	24,419.98	06/36	DTC	S&J
Wheeling 15-A Water & Sewer Refunding Reserve	09/02/15				542,891.72			
Wheeling 15-B Water & Sewer Refunding Revenue	09/02/15	0.850 - 3.000	2,425,000	1,760,000	37,682.66	06/22	DTC	S&J
Wheeling 15-B Water & Sewer Refunding Reserve	09/02/15				163,519.27			
White Oak PSD 92-A Sewer Revenue	08/12/92	7.750 - 7.750	319,355	227,499	13,070.94	10/31	BNY	S&J
White Oak PSD 92-A Sewer Reserve	08/12/92				26,318.23			
White Oak PSD 92-B Sewer Revenue	08/12/92	0.000 - 0.000	10,645	4,094	243.67	10/31	BNY	S&J
White Oak PSD 92-B Sewer Reserve	08/12/92				274.46			
White Sulphur Springs 09-A Sewer Revenue	04/09/09	0.000 - 0.000	3,842,675	2,938,599	13,729.28	06/40	DEP	JK
White Sulphur Springs 09-A Sewer Reserve	04/09/09				92,009.83			

ACCOUNT NAME	ISSUE DATE	INTEREST RATE	ORIGINAL ISSUE	OUTSTANDING 6/30/2017	ACCT BALANCE 6/30/2017	LAST DEBT	PAYING AGENT	BOND COUNSEL
White Sulphur Springs 16-A Sewer Revenue	06/17/16	2.000 - 2.000	1,393,114	1,257,789	0	09/37	DEP	JK
White Sulphur Springs 16-A Sewer Reserve	12/01/17				0			
White Sulphur Springs 11-B Water Revenue	04/14/11	0.000 - 0.000	8,000,000	6,830,947	26,368.61	09/42	BPH	JK
White Sulphur Springs 11-B Water Reserve	04/14/11				181,742.52			
Whitmer 10-A Water Revenue	01/21/10	0.000 - 0.000	370,000	299,068	1,024.37	09/41	BPH	S&J
Whitmer 10-A Water Reserve	01/21/10				16,134.11			
Wilderness PSD 01-A Water Reserve	08/08/01				69,740.88			
Wilderness PSD 15-A Water Revenue	08/12/15	0.500 - 0.500	1,905,856	1,868,874	6,196.46	12/46	BPH	JK
Wilderness PSD 15-A Water Reserve	08/12/15				3,998.75			
Wilderness PSD 79 Water Reserve	05/17/79				43,726.48			
Wilderness PSD 92 Water Reserve	07/15/92				20,684.00			
Wilderness PSD 97 Water Reserve	09/18/97				41,428.35			
Williamson 09-A Water & Sewer Reserve	07/02/09				34,439.29			
Williamson 86-B Water & Sewer Revenue	05/28/86	0.000 - 0.000	698,295	165,386	14,312.12	10/25	BNY	G&G
Williamson 86-B Water & Sewer Reserve	05/28/86				18,513.74			
Williamson 86-C Water & Sewer Reserve	05/28/86				106,335.44			
Williamson 96-A Water & Sewer Refunding Revenue	10/01/96	3.800 - 5.500	1,840,000	890,000	73,283.20	10/25	BANK NY TRUST	VLF
Williamson 96-A Water & Sewer Refunding Reserve	10/01/96				130,217.32			
Williamstown 05-A Sewer Revenue	06/02/05	2.000 - 2.000	230,282	112,109	2,352.19	03/26	DEP	S&J
Williamstown 05-A Sewer Reserve	06/02/05				14,035.98			
Williamstown 09-A Sewer Revenue	12/09/09	0.000 - 0.000	800,000	675,320	2,089.76	12/49	DEP	G&G
Williamstown 09-A Sewer Reserve	12/09/09				18,815.38			
Williamstown 15-A Sewer Revenue	09/30/15	2.000 - 2.000	336,500	322,878	4,102.74	09/36	DEP	STB
Williamstown 15-A Sewer Reserve	09/30/15				2,198.94			
Williamstown 87-A1 Sewer Revenue	06/25/87	8.380 - 8.380	659,637	382,619	31,748.09	10/26	BNY	BR
Williamstown 87-A1 Sewer Reserve	06/25/87				58,157.12			

ACCOUNT NAME	ISSUE DATE	INTEREST RATE	ORIGINAL ISSUE	OUTSTANDING 6/30/2017	ACCT BALANCE 6/30/2017	LAST DEBT	PAYING AGENT	BOND COUNSEL
Williamstown 87-A Sewer Revenue	06/25/87	9.750 - 9.750	15,551	9,111	892.83	10/25	BNY	BR
Williamstown 87-A Sewer Reserve	06/25/87				1,580.05			
Williamstown 87-B Sewer Revenue	06/25/87	0.000 - 0.000	169,539	44,461	4,695.90	10/26	BNY	BR
Williamstown 87-B Sewer Reserve	06/25/87				7,058.26			
Winfield 03 Sewer Revenue	01/09/03	2.000 - 2.000	99,250	32,697	653.21	03/23	DEP	G&G
Winfield 03 Sewer Reserve	01/09/03				6,066.35			
Winfield 04 Sewer Revenue	09/16/04	2.000 - 2.000	500,000	230,627	2,757.12	09/25	DEP	G&G
Winfield 04 Sewer Reserve	09/16/04				30,467.70			
Winfield 09-A Sewer Revenue	08/26/09	0.000 - 0.000	1,214,966	835,286	10,288.03	03/31	DEP	S&J
Winfield 09-A Sewer Reserve	08/26/09				39,195.23			
Winfield 86-A Sewer Revenue	12/15/86	8.380 - 8.380	381,884	221,510	18,296.39	10/26	BNY	VLF
Winfield 86-A Sewer Reserve	12/15/86				33,669.61			
Winfield 86-B Sewer Revenue	12/15/86	0.000 - 0.000	93,666	24,649	6,181.46	10/26	BNY	VLF
Winfield 86-B Sewer Reserve	12/15/86				6,178.76			
Wood County Schools 13 Refunding GO	05/22/13	1.500 - 5.000	19,300,000	8,945,000	248,856.86	05/20	DTC	STB
Wood County Schools 13 Refunding GO Sur Col	05/22/13				1,984,360.89			
Wood County Schools 17 GO	05/09/17	2.000 - 4.000	41,140,000	41,140,000	0	06/32	DTC	STB

ACTIVE BONDS FUNDED THROUGH DEBT FORGIVENESS

Issue Date		Issue Amount	Last DS*	Bond Holder
10/22/2015	Auburn Design Funding Assistance Note	303,000	Open	DEP
10/29/2009	Bath Water Revenue, Series B	2,193,910	2021	BPH
09/18/2009	Beckley Sewer Revenue, Series B1	396,484	2020	DEP
09/18/2009	Beckley Sewer Revenue, Series B2	296,952	2020	DEP
09/25/2009	Belle Sewer Revenue, Series B	255,500	2020	DEP
08/29/2012	Beverly Water Revenue, Series B	50,000	Open	BPH
01/28/2010	Bluefield Sewer Revenue, Series B	2,883,295	2020	DEP
01/28/2010	Bridgeport Sewer Revenue, Series B	1,978,974	2020	DEP
03/21/2017	Cairo Sewer Design Funding Assistance Note	274,500	Open	DEP
10/02/2013	Capon Bridge Water Revenue, Series B	450,814	Open	BPH
01/22/2010	Canaan Valley PSD Sewer Revenue, Series B	1,958,455	2021	DEP
10/23/2009	Central Hampshire PSD Sewer Revenue, Series B	1,791,405	2020	DEP
01/22/2010	Central WV Regional Airport Authority Improvement Rev, Series B	1,093,787	2021	DEP
01/13/2010	Charles Town Water & Sewer Revenue, Series B (Admin Fee only)	100,000	2031	BPH
07/08/2009	Clarksburg Sewer Revenue, Series B	1,000,000	2020	DEP
06/18/2009	Claywood Park PSD Sewer Revenue, Series B	2,397,500	2020	DEP
06/02/2016	Claywood Park PSD Water Revenue, Series B	700,000	Open	BPH
01/27/2010	Coons Run PSD Water Revenue, Series B	1,200,000	2021	BPH
06/25/2013	Cowen PSD Water & Sewer Revenue, Series C	746,027	Open	BPH
07/22/2011	Crab Orchard-MacArthur PSD Sewer Revenue, Series B	492,706	2022	DEP
01/22/2010	Davis Stormwater Revenue, Series B	270,925	2020	DEP
06/18/2009	Elkins Sewer Revenue, Series B	868,030	2020	DEP
01/21/2010	Fairmont Water Revenue, Series B	4,447,618	2021	BPH
09/07/2016	Franklin Sewer Revenue, Series B	333,530	Open	DEP
11/12/2009	Grantsville Sewer Revenue, Series B	2,200,300	2021	DEP
07/20/2016	Greater Harrison County PSD Sewer Revenue, Series B	500,000	Open	DEP
11/12/2013	Greater Paw Paw PSD Funding Assistance	1,576,695	Open	DEP
01/29/2010	Greater St. Albans PSD Sewer Revenue, Series B	2,807,210	2021	DEP
12/04/2009	Hamrick PSD Sewer Revenue, Series B	520,731	2020	DEP
07/21/2009	Harpers Ferry-Bolivar PSD Sewer Revenue, Series B	629,612	2020	DEP
10/23/2009	Jane Lew PSD Water Revenue, Series B	429,399	2020	BPH
04/17/2014	Jefferson County PSD Water, Series B	1,073,246	Open	BPH
12/15/2009	Kanawha (Chelyan) PSD Sewer Revenue, Series B	2,537,569	2020	DEP
03/13/2014	Kenova Sewer Funding Assistance	1,021,754	Open	DEP
05/05/2009	Kermit Sewer Revenue, Series B	1,938,388	2019	DEP
11/20/2009	Leon Sewer Revenue, Series B	1,097,917	2021	DEP
01/27/2010	Lewisburg Water Revenue, Series B	1,982,850	2020	DEP
01/29/2010	Lincoln County Commission Green Project Note, Series B	718,626	2021	DEP
12/12/2013	Lincoln County Commission Green Project Note, Series A	657,888	Open	DEP
09/22/2016	Lubeck PSD Water Revenue, Series B	407,367	Open	BPH
08/26/2009	Malden PSD Sewer Revenue, Series B	6,614,965	2020	DEP
09/18/2009	Marlinton Water & Sewer Revenue, Series B	1,400,105	2020	DEP
06/18/2009	Marmet Sewer Revenue, Series B	3,940,466	2020	DEP
09/02/2009	Mason Water & Sewer Revenue, Series B	555,200	2020	DEP
01/28/2010	Morgantown Water & Sewer Revenue, Series B	81,600	2022	DEP
08/24/2012	Morgantown Water & Sewer Revenue, Series B	570,000	Open	BPH
12/15/2016	Morgantown Water & Sewer Revenue, Series B-2	500,000	Open	DEP
01/28/2014	New Haven PSD Funding Assistance	487,544	Open	DEP
12/06/2016	New Haven PSD Funding Assistance	1,947,707	Open	DEP
11/12/2009	Nitro Sewer Revenue, Series B	1,125,000	2021	DEP
10/29/2009	North Beckley PSD Sewer Revenue, Series B	2,415,521	2021	DEP
05/24/2012	Oakland PSD Water Revenue, Series B	1,367,839	Open	BPH

ACTIVE BONDS FUNDED THROUGH DEBT FORGIVENESS

Issue Date		Issue Amount	Last DS*	Bond Holder
09/29/2009	Oceana Sewer Revenue, Series B	195,897	2020	DEP
01/29/2015	Page-Kincaid PSD Water Revenue, Series B	750,000	Open	BPH
09/25/2009	Pennsboro Sewer Revenue, Series B	2,801,000	2020	DEP
04/16/2009	Petersburg Water Revenue, Series B	5,000,000	Open	DEP
07/23/2014	Pratt Sewer Revenue, Series B	717,350	Open	DEP
11/14/2013	Preston Cty PSD Sewer Funding Assistance	1,592,282	Open	DEP
06/26/2009	Putnam PSD Sewer Revenue, Series B	1,050,000	2021	DEP
12/04/2009	Putnam PSD Water Revenue, Series B (Admin Fee only)	100,000	2030	BPH
01/14/2010	Salem Water Revenue, Series B	927,000	2021	BPH
12/18/2009	Scotts Run PSD Sewer Revenue, Series B	3,939,585	2021	DEP
11/22/2010	Shepherdstown Sewer Revenue, Series B	375,772	2020	DEP
11/20/2009	St Marys Water & Sewer Revenue, Series B	2,067,400	2021	DEP
01/07/2010	Sugar Creek PSD Water Revenue, Series B	396,500	2021	BPH
01/14/2010	Sun Valley PSD Water Revenue, Series C	1,773,000	2021	BPH
11/20/2009	Union PSD Sewer Revenue, Series B	1,363,613	2021	DEP
05/08/2013	War Funding Assistance	521,388	Open	DEP
12/02/2009	Wardensville Sewer Revenue, Series B	179,782	2021	DEP
12/18/2009	Welch Water Revenue, Series B	625,000	2021	DEP
04/14/2011	White Sulphur Springs Water Revenue, Series A	4,252,750	2022	BPH
01/21/2010	Whitmer Water Revenue, Series B	2,117,573	2021	BPH
01/31/2014	Wilderness PSD Design Funding Assistance Note, Series A	143,924	Open	IJDC
12/09/2009	Williamstown Sewer Revenue, Series B	660,000	2021	DEP
08/26/2009	Winfield Sewer Revenue, Series B	1,023,934	2021	DEP
01/28/2010	WV American Water Company Water Revenue Note, Series B	1,925,000	2021	BPH

*When Last DS is commented "Open", the issue is deemed no longer outstanding after the last advance is forgiven.

Disclaimer

All attempts have been made to assure the accuracy of the ARRA issues. No guarantee should be assumed.