

NINETY-EIGHTH  
ANNUAL REPORT



# **WEST VIRGINIA MUNICIPAL BOND COMMISSION**

ANNUAL SUMMARY OF RECEIPTS & DISBURSEMENTS  
JULY 1, 2018 – JUNE 30, 2019

# **WEST VIRGINIA MUNICIPAL BOND COMMISSION**

Suite 1117  
900 Pennsylvania Avenue  
Charleston WV 25302  
(304) 558-3971  
Fax (304) 558-1280  
munibondcomm@wv.gov  
<http://mbc.wv.gov>

**DALE W. STEAGER**  
STATE TAX COMMISSIONER, CHAIR

**JOHN D. PERDUE**  
STATE TREASURER

**JOHN B. McCUSKEY**  
STATE AUDITOR

**STEPHEN T. WILLIAMS**  
MEMBER

**LINDA K. EPLING**  
MEMBER

---

**SARA L. ROGERS**  
EXECUTIVE DIRECTOR

**DENIS J. WILLIAMS**  
ACCOUNTANT

**PATRICIA A. LANHAM**  
ADMINISTRATIVE ASSISTANT

**RACHEL A. GLENN**  
OFFICE ASSISTANT

## TABLE OF CONTENTS

|  |     |
|--|-----|
| Annual Summary of Receipts and Disbursements . . . . . | 1   |
| Report of the Executive Director . . . . .             | 2   |
| Summary of Investments . . . . .                       | 5   |
| Debt Service Accounts . . . . .                        | 6   |
| Deposits for Investments . . . . .                     | 8   |
| New Bond Issues . . . . .                              | 9   |
| Paid Out Bond Issues. . . . .                          | 10  |
| Paying Agent Banks and Governmental Listings . . . . . | 12  |
| Bond Counsel Listing. . . . .                          | 14  |
| Active Bond Accounts . . . . .                         | 15  |
| Active Bonds Funded through Debt Forgiveness. . . . .  | 113 |

**WEST VIRGINIA  
MUNICIPAL BOND COMMISSION**

**Annual Summary of  
Receipts and Disbursements  
July 1, 2018 - June 30, 2019**

Account Numbers 7250 and 7251

|                                 | FY 17-18       | FY 18-19       |
|---------------------------------|----------------|----------------|
| Beginning Balance, July 1       | \$ 224,741,039 | \$ 220,416,147 |
| Add: Remittances                | 236,178,925    | 200,701,682    |
| Public Utility Taxes            | 7,724,788      | 6,538,224      |
| Interest Earned on:             |                |                |
| Escrowed Investments            | 346,394        | 257,752        |
| Pool Investments                | 2,464,981      | 4,581,966      |
| Discount Earned on:             |                |                |
| Matured Escrowed Investments    | 27,118         | 0              |
| Miscellaneous                   | 0              | 0              |
| Total Receipts                  | 246,742,207    | 212,079,623    |
| Beginning Balance plus Receipts | 471,483,246    | 432,495,770    |
| Less: Principal Paid            | 177,218,295    | 166,367,252    |
| Interest Paid                   | 61,248,510     | 59,036,580     |
| Bondholder Adm Fee Paid         | 3,949,750      | 3,961,134      |
| Premium Paid on:                |                |                |
| Matured Escrowed Investments    | 2,128,334      | 0              |
| Bonds Retired Early             | 836            | 1,325          |
| Refunds to Issuers              | 6,222,013      | 8,802,637      |
| Bank Fees Paid                  | 2,300          | 1,855          |
| MBC Fees Paid                   | 296,161        | 293,702        |
| BTI Fees Paid                   | 900            | 1,100          |
| Miscellaneous                   | 0              | 0              |
| Total Disbursements             | 251,067,100    | 238,465,585    |
| Ending Balance, June 30         | \$ 220,416,147 | \$ 194,030,186 |

## **THE MUNICIPAL BOND COMMISSION**

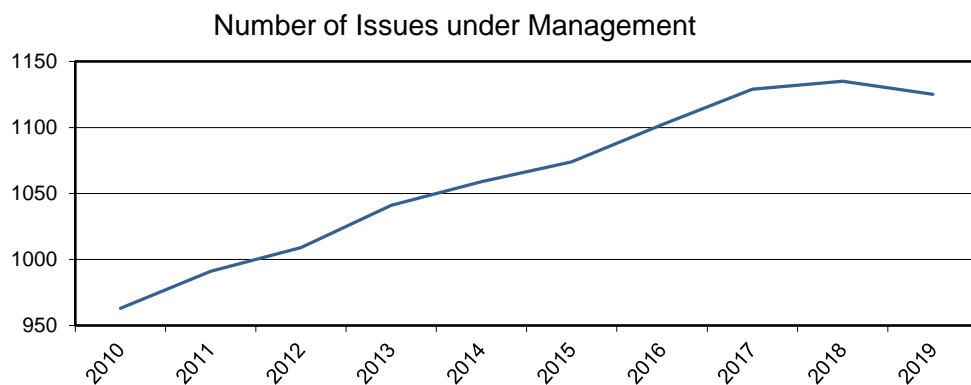
### **Report of the Executive Director**

In 1921, The West Virginia Legislature created the State Sinking Fund Commission to act as the fiscal agent/trustee for the bond issues of the State and its political subdivisions. The agency was charged with the responsibility of receiving the deposits of the various issuers, investing them for a reasonable return consistent with State statute and bond ordinance requirements, disbursing funds to the appropriate paying agent banks or bondholders to meet debt services, receiving and reconciling cancelled securities, maintaining and reporting the financial accounts of each depositor, and aiding the issuers in the management of their resources. The agency would encourage the financial growth of the State by helping to maintain a receptive financial market for West Virginia bond issues through professional management services and to provide a central information source. In 1977, the name of the Commission was changed to the Municipal Bond Commission.

The Commission is composed of five members: State Tax Commissioner Dale Steager, Chairman; State Treasurer John D. Perdue, member; State Auditor John McCuskey, member; Linda Epling of Raleigh County, member; and Stephen Williams, Mayor of Huntington, Cabell County, member. The Commission elects an Executive Director who is responsible for the day to day operations of the Commission. The Commission meets periodically to oversee the operations of the staff.

Under State statute, the Commission is appointed as fiscal agent for all general obligation (tax levy) bond issues of the county commissions, municipalities, and school districts of the State. It determines levy requirements for all such issues each year. In the ninety-eight years since the creation of the Commission, the State has not had a default or slow payment on any general obligation issue in the State.

The Commission is also appointed fiscal agent for revenue bond issues of municipalities and their utilities.



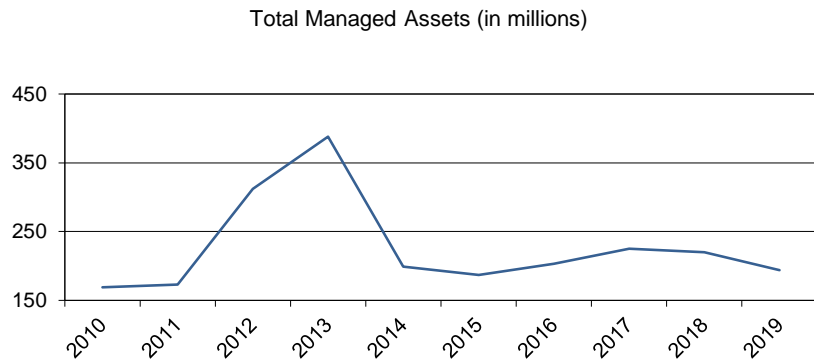
Additional accounts are maintained for State agency revenue bonds, colleges and universities. The Commission also serves as fiscal agent for most,

though not all, public service districts. It does not handle State general obligation bonds (roads and schools), State and local housing bonds, Parkway Authority, School Building Authority bond issues, or any industrial development bond issues. The Commission works closely with the WV Infrastructure and Jobs Development Council, the Water Development Authority, the WV Department of Environmental Protection, and the WV Bureau of Public Health in the management of their water and sewer infrastructure projects. The Commission also maintains many reserve accounts for the US Department of Agriculture bond issues. At present, 1,124 bond issues and 2,597 accounts are under supervision.

For eighty-seven years, the Legislature has made a blanket appropriation annually to cover possible deficiencies that could arise in State and general obligation sinking fund accounts. This act, in part, reads:

Sinking Fund Deficiencies-There is hereby appropriated to the Governor a sufficient amount to meet a deficiency that may arise...in the funds of the Municipal Bond Commission because of the failure of any State agency for either general obligation or revenue bonds or any local taxing district for general obligation bonds to remit funds necessary for the payment of interest and sinking fund requirement. The Governor is authorized to transfer from time to time such amounts to the Municipal Bond Commission as may be necessary for (this purpose).

Standard & Poor has recognized this annual Legislative appropriation and the Commission's management as a Credit Enhancement Program. S&P comments favorably on the Commission's oversight program of all local general obligation debt in this rating. Moody's has also recognized the supervision of the Commission.



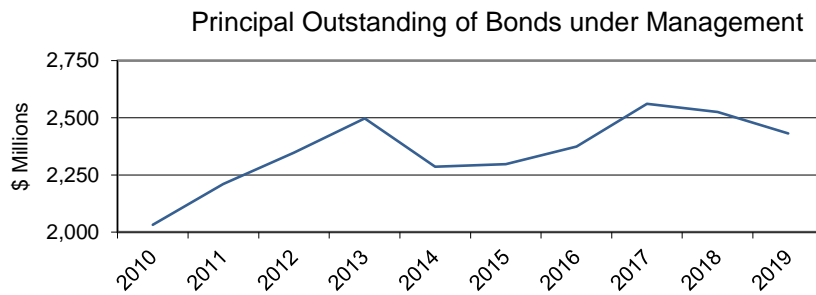
The Commission also maintains discretionary accounts, called 7251, where State and local governments may deposit surplus funds for investment. All funds on deposit with the Commission are invested to earn interest. As of June 30, 2019, the Commission held the following managed assets:

|                      |                             |
|----------------------|-----------------------------|
| Pool Investments     | \$190,466,925               |
| Escrowed Investments | <u>0</u>                    |
| Total Investments    | \$190,466,925               |
| Cash                 | <u>3,565,777</u>            |
| Total Managed Assets | <u><u>\$194,032,702</u></u> |

This is a decrease of 12% compared with a year earlier.

Pool investments of the Commission are held in a Government Money Market Pool, which is maintained at the Board of Treasury Investments. This Pool is limited to full faith and credit US Treasury and Agency investments of less than 13 months maturity and has an average portfolio maturity not exceeding 90 days. Other investments held by the Commission, primarily escrowed investments held in trust to defease specific bond issues, are maintained in separate accounts outside the Pool. These investments are made only at the direction of the issuers. The Pool's yield increased for the fiscal year to an average of 2.14%.

With the 1,124 issues managed at the end of the fiscal year, the original principal outstanding was \$3.54 billion. Current total principal outstanding of these issues is \$2.47 billion. Many issues have not yet drawn their full loan. The majority of the issues the Commission handles are Water and



Water and Sewer projects, this is followed by County Schools and Higher Education. The Commission handles a small number of issues for BANS, Parking, Improvements, Civic Center and Hospitals. The Commission serves as fiscal agent for issues from every county in the state, as well as some State government issues.

Sewer projects, this is followed by County Schools and Higher Education. The Commission handles a small number of issues for BANS, Parking, Improvements, Civic Center and Hospitals. The Commission serves as fiscal agent for issues from every county in the state, as well as some State government issues.

| Percent    |                    | Principal Outstanding |
|------------|--------------------|-----------------------|
| 80.9       | Water and/or Sewer | \$ 2,000,995,369      |
| 12.5       | County Schools     | 309,150,000           |
| 6.4        | Higher Education   | 158,465,000           |
| <u>0.2</u> | Other              | <u>5,820,520</u>      |
| 100.0      |                    | \$ 2,474,430,889      |

Since 1991, the Commission has financed its operations from fees assessed for its services. The fee for fiscal year 2019 was 20/100 of 1% of the debt service paid for each issue, with a maximum of no more than \$2,000 per issue or series per year.

7250

**SUMMARY OF INVESTMENTS AS OF JUNE 30, 2019  
(at cost)**

7250

|                                   | <u>June 30, 2018</u>  | <u>June 30, 2019</u>  |
|-----------------------------------|-----------------------|-----------------------|
| Investment Pool                   | \$ 173,879,138        | \$ 180,011,392        |
| Escrowed Investments:             |                       |                       |
| Public Service Districts:         |                       |                       |
| Berkeley PSD 2013-A Sewer         | 8,873,945             | 0                     |
| County School General Obligation: |                       |                       |
| Greenbrier 2009                   | 19,382,869            | 0                     |
| Total Escrowed Investments:       | <u>28,256,814</u>     | <u>0</u>              |
| TOTAL INVESTMENTS                 | <u>\$ 202,135,952</u> | <u>\$ 180,011,392</u> |



**DEBT SERVICE ACCOUNTS**

|                                 | <b>COLLEGES &amp;<br/>UNIVERSITIES</b> | <b>COUNTY<br/>GENERAL<br/>OBLIGATION</b> | <b>COUNTY<br/>REVENUE</b> | <b>COUNTY<br/>SCHOOL<br/>DISTRICTS</b> | <b>PUBLIC<br/>SERVICE<br/>DISTRICTS</b> | <b>MUNICIPAL<br/>GENERAL<br/>OBLIGATION</b> | <b>MUNICIPAL<br/>REVENUE</b> | <b>TOTAL</b>          |
|---------------------------------|--|--|---------------------------|--|---|---|------------------------------|-----------------------|
| Beginning Balance, July 1, 2018 | \$ 1,828,400                           | \$ 153,640                               | \$ 1,459,520              | \$ 57,797,651                          | \$ 60,613,204                           | \$ 333,767                                  | \$ 83,322,203                | \$ 205,508,385        |
| Add: Remittances                | 13,732,181                             | 194                                      | 2,873,745                 | 43,197,186                             | 53,604,455                              | 174,877                                     | 86,994,160                   | 200,576,797           |
| Public Utility Taxes            | 0                                      | 938                                      | 0                         | 6,506,272                              | 0                                       | 31,014                                      | 0                            | 6,538,224             |
| Interest Earned on:             |  |  |                           |  |   |   |                              |                       |
| Escrowed Investments            | 0                                      | 0  | 0                         | 144,068                                | 113,684                                 | 0   | 0                            | 257,752               |
| Pool Investments                | 77,259                                 | 2,843                                    | 41,607                    | 1,181,580                              | 1,156,671                               | 8,621                                       | 1,840,488                    | 4,309,069             |
| Discount Earned on:             |  |  |                           |  |   |   |                              |                       |
| Matured Escrowed Investments    | 0                                      | 0  | 0                         | 0                                      | 0                                       | 0   | 0                            | 0                     |
| Miscellaneous                   | 0                                      | 0  | 0                         | 0                                      | 0                                       | 0   | 213,350                      | 213,350               |
| Total Receipts                  | <u>\$ 13,809,440</u>                   | <u>\$ 3,975</u>                          | <u>\$ 2,915,352</u>       | <u>\$ 51,029,107</u>                   | <u>\$ 54,874,809</u>                    | <u>\$ 214,511</u>                           | <u>\$ 89,047,999</u>         | <u>\$ 211,895,192</u> |
| Beginning Balance plus Receipts | 15,637,839                             | 157,615                                  | 4,374,872                 | 108,826,758                            | 115,488,013                             | 548,278                                     | 172,370,202                  | 417,403,577           |
| Less: Principal Paid            | 4,850,000                              | 100,000                                  | 1,598,668                 | 54,385,000                             | 45,491,680                              | 130,000                                     | 59,811,904                   | 166,367,252           |
| Interest Paid                   | 8,967,831                              | 5,300                                    | 997,633                   | 12,020,294                             | 12,870,431                              | 37,100                                      | 24,137,991                   | 59,036,580            |
| Bondholder Adm Fee Paid         | 0                                      | 0  | 49,414                    | 0                                      | 1,337,828                               | 0   | 2,573,891                    | 3,961,134             |
| Premium Paid on:                |  |  |                           |  |   |   |                              |                       |
| Matured Escrowed Investments    | 0                                      | 0  | 0                         | 0                                      | 0                                       | 0   | 0                            | 0                     |
| Bonds Retired Early             | 0                                      | 0  | 0                         | 0                                      | 0                                       | 0   | 1,325                        | 1,325                 |
| Refunds to Issuers              | 17                                     | 0  | 2,893                     | 2,079,252                              | 1,086,065                               | 0   | 788,809                      | 3,957,036             |
| Bank Fees Paid                  | 0                                      | 0  | 0                         | 0                                      | 80                                      | 0   | 1,775                        | 1,855                 |
| MBC Fees Paid                   | 5,075                                  | 211                                      | 5,291                     | 38,115                                 | 100,528                                 | 334   | 144,147                      | 293,702               |
| BTI Fees Paid                   | 0                                      | 0  | 0                         | 974                                    | 126                                     | 0   | 0                            | 1,100                 |
| Miscellaneous                   | 0                                      | 0  | 0                         | 0                                      | 213,350                                 | 0   | 0                            | 213,350               |
| Total Disbursements             | <u>\$ 13,822,924</u>                   | <u>\$ 105,511</u>                        | <u>\$ 2,653,900</u>       | <u>\$ 68,523,634</u>                   | <u>\$ 61,100,089</u>                    | <u>\$ 167,434</u>                           | <u>\$ 87,459,842</u>         | <u>\$ 233,833,333</u> |
| Ending Balance, June 30, 2019   | <u>\$ 1,814,915</u>                    | <u>\$ 52,104</u>                         | <u>\$ 1,720,972</u>       | <u>\$ 40,303,124</u>                   | <u>\$ 54,387,924</u>                    | <u>\$ 380,844</u>                           | <u>\$ 84,910,360</u>         | <u>\$ 183,570,243</u> |

**STATEMENT OF 7250 DEBT SERVICE ACCOUNT**

|                                      | Account Balance       |                       | Principal<br>Outstanding<br>June 30, 2019 | % Chg in<br>\$ Amount<br>2018-2019 | Number<br>of<br>Issues |
|--------------------------------------|-----------------------|-----------------------|---|------------------------------------|------------------------|
|                                      | June 30, 2018         | June 30, 2019         |   |                                    |                        |
| <u>State Issues:</u>                 |                       |                       |   |                                    |                        |
| Colleges & Universities              | \$ 1,828,400          | \$ 1,814,915          | \$ 158,465,000                            | -2.97%                             | 3                      |
| <u>County Issues:</u>                |                       |                       |   |                                    |                        |
| County Commission Revenue            | 1,459,521             | 1,720,972             | 44,617,583                                | -2.54%                             | 17                     |
| County Commission General Obligation | 153,640               | 52,104                | 0   |                                    |                        |
| County School General Obligation     | 57,797,651            | 40,303,124            | 309,150,000                               | -3.79%                             | 18                     |
|                                      | <u>59,410,812</u>     | <u>42,076,200</u>     | <u>353,767,583</u>                        |                                    | <u>35</u>              |
| <u>Municipal Issues:</u>             |                       |                       |   |                                    |                        |
| Municipal Revenue                    | 83,322,039            | 84,910,360            | 1,088,496,467                             | -1.22%                             | 549                    |
| Municipal General Obligation         | 333,766               | 380,844               | 1,335,000                                 | -8.87%                             | 1                      |
|                                      | <u>83,655,805</u>     | <u>85,291,204</u>     | <u>1,089,831,467</u>                      |                                    | <u>550</u>             |
| <u>Public Service Districts:</u>     | 60,613,204            | 54,387,924            | 872,366,839                               | -1.79%                             | 536                    |
| Bank Commission Suspense Account     | <u>165</u>            | <u>235</u>            |   |                                    |                        |
| Total Assets:                        | <u>\$ 205,508,386</u> | <u>\$ 183,570,478</u> | <u>\$ 2,474,430,889</u>                   | <u>-1.89%</u>                      | <u>1,124</u>           |
| Cash                                 | \$ 3,372,428          | \$ 3,559,086          |   |                                    |                        |
| Escrowed Investments                 | 28,256,814            | 0                     |   |                                    |                        |
| Pool Investments                     | <u>173,879,144</u>    | <u>180,011,392</u>    |   |                                    |                        |
|                                      | <u>\$ 205,508,386</u> | <u>\$ 183,570,478</u> |   |                                    |                        |
| Percentage Change                    |                       | -10.67%               |   |                                    |                        |

| 7251                               | DEPOSITS FOR INVESTMENT |                                      |   | 7251                        |
|------------------------------------|-------------------------|--------------------------------------|---|-----------------------------|
|                                    | <u>STATE</u>            | <u>LOCAL<br/>CURRENT<br/>EXPENSE</u> | <u>LOCAL<br/>CAP. OUTLAY<br/>&amp; PERM. IMP.</u> | <u>7251<br/>GRAND TOTAL</u> |
| Beginning Balance<br>July 1, 2018  | \$ 1,945,661            | \$ 12,960,939                        | \$ 1,161  | \$ 14,907,761               |
| Add: Remittance                    | 0                       | 124,885                              | 0   | 124,885                     |
| Int. Earned                        |                         |                                      |   |                             |
| Pool                               | 41,961.36               | 230,922                              | 14  | 272,897                     |
| Miscellaneous                      | <u>0</u>                | <u>0</u>                             | <u>0</u>  | <u>0</u>                    |
| Beginning Balance<br>plus Receipts | 1,987,622               | 13,316,746                           | 1,175   | 15,305,543                  |
| Less: Refunds                      | 0                       | 4,845,601                            | 0   | 4,845,601                   |
| Miscellaneous                      | <u>0</u>                | <u>0</u>                             | <u>0</u>  | <u>0</u>                    |
| Ending Balance<br>June 30, 2019    | <u>\$ 1,987,622</u>     | <u>\$ 8,471,145</u>                  | <u>\$ 1,175</u>                                   | <u>\$ 10,459,942</u>        |

**SUMMARY OF INVESTMENTS OUTSTANDING AS OF JUNE 30, 2019**

(All investments for 7251 are in the Board of Treasury  
Investment's Government Money Market Pool, and are carried at cost.)

| <u>Account</u>                 | <u>June 30, 2018</u> | <u>June 30, 2019</u> |
|--------------------------------|----------------------|----------------------|
| State Discretionary            | \$ 1,945,325         | \$ 1,987,287         |
| Local Current Expense          | 12,960,360           | 8,465,283            |
| Capitol Outlay/Permanent Impr. | <u>669</u>           | <u>682</u>           |
| Total Investments              | 14,906,354           | 10,453,251           |
| Cash                           | <u>1,408</u>         | <u>6,692</u>         |
| Total                          | <u>\$ 14,907,761</u> | <u>\$ 10,459,942</u> |

**NEW BONDS ISSUES TO BE ADMINISTERED BY THE MUNICIPAL BOND COMMISSION**

July 1, 2018 - June 30, 2019

| Issue Date | Issue Amount          | Issue   | Final Maturity |
|------------|-----------------------|---|----------------|
| 04/30/2019 | \$ 370,000            | Adrian PSD 19-A Water Revenue                       | 06/01/2029     |
| 09/20/2018 | 2,695,000             | Brooke County PSD 18-A Sewer Revenue                | 09/01/2048     |
| 12/27/2018 | 3,065,000             | Charles Town 18-B Water & Sewer Revenue             | 06/01/2033     |
| 04/18/2019 | 400,000               | Cowen PSD 19-A Water & Sewer Bond Anticipation Note | 10/01/2020     |
| 03/05/2019 | 130,000               | Durbin 19-A Sewer Bond Anticipation Note            | 09/01/2020     |
| 09/13/2018 | 1,358,702             | Eastern Wyoming PSD 18-A Water Revenue              | 03/01/2050     |
| 01/31/2019 | 888,252               | Follansbee 19 Water Revenue                         | 12/01/2039     |
| 07/31/2018 | 500,000               | Franklin 18-A Water Revenue                         | 09/01/2038     |
| 08/29/2018 | 87,000                | Gilbert 18-B Water Grant Anticipation Note          | 12/01/2019     |
| 06/25/2019 | 1,400,000             | Gilmer County PSD 19-A Water Revenue                | 02/01/2030     |
| 02/07/2019 | 2,524,000             | Logan County PSD 19-A Water Revenue                 | 03/01/2050     |
| 03/29/2019 | 420,000               | Monumental PSD 19-A Water Revenue                   | 05/01/2029     |
| 07/10/2018 | 140,715               | Morgantown 18-A2 Water & Sewer Revenue              | 06/01/2058     |
| 04/24/2019 | 1,700,000             | Mt Hope 19-A Water & Sewer Revenue                  | 03/01/2059     |
| 10/24/2018 | 2,757,922             | Nitro 18-A Sewer Revenue                            | 12/01/2039     |
| 08/17/2018 | 6,420,299             | Oceana 18-A Sewer Revenue                           | 06/01/2048     |
| 09/26/2018 | 450,000               | Oceana 18-A Water Revenue                           | 06/01/2049     |
| 05/09/2019 | 42,200,000            | Ohio County Schools 19 GO                           | 06/01/2034     |
| 06/14/2019 | 420,000               | Ravenswood 19-A Water Revenue                       | 07/01/2029     |
| 05/30/2019 | 773,256               | Romney 19-A Sewer Revenue                           | 03/01/2059     |
| 05/10/2019 | 1,500,000             | St Albans 19-A Water & Sewer Revenue                | 06/01/2034     |
| 12/07/2018 | 8,730,441             | Union PSD 18-A Sewer Revenue                        | 12/01/2038     |
| 12/20/2018 | 3,177,709             | West Union 18-A Water & Sewer Revenue               | 12/01/2058     |
| 12/18/2018 | 1,325,000             | Weston 18-C Sewer Revenue                           | 09/01/2050     |
| 12/18/2018 | 10,716,698            | Weston 18-A Sewer Revenue                           | 09/01/2050     |
| 12/20/2018 | 10,000,000            | Wheeling 18 Water & Sewer Bond Anticipation Note    | 09/01/2021     |
|            | <u>\$ 104,149,994</u> | 26 New Issues                                       |                |

**PAID OUT ISSUES ADMINISTERED BY THE MUNICIPAL BOND COMMISSION**

July 1, 2018 - June 30, 2019

| <u>Issue Date</u> | <u>Issue Amount</u> | <u>Issue</u>  | <u>Paid Out</u> |
|-------------------|---------------------|---|-----------------|
| 03/17/1998        | 11,000,000          | Beckley 98-A Sewer Revenue, Called                          | 06/01/2019      |
| 02/16/2015        | 525,000             | Berkeley County PSD 15-B Water Refunding Revenue            | 12/01/2018      |
| 08/22/2013        | 9,615,000           | Berkeley County Sewer PSD 13-A Refunding Revenue, Called    | 10/01/2018      |
| 12/09/1997        | 450,000             | Brooke County PSD 97-A Sewer Revenue                        | 03/01/2019      |
| 12/04/1997        | 600,000             | Buffalo 97-A Sewer Revenue                                  | 03/01/2019      |
| 12/27/2018        | 599,089             | Charles Town 18-A2 (JEP 98-B) Water & Sewer Revenue         | 06/01/2019      |
| 02/22/2001        | 1,111,357           | Charleston 01-A Sewer Revenue, Called                       | 03/01/2019      |
| 05/05/2005        | 334,771             | Charleston 05-B2 Sewer Revenue, Called                      | 04/01/2019      |
| 10/07/1997        | 5,237,584           | Charleston 97-B Sewer Revenue                               | 03/01/2019      |
| 12/10/1998        | 994,537             | Charleston 98-A Sewer Revenue                               | 06/01/2019      |
| 11/10/2016        | 260,000             | Claywood Park PSD 16-D Water Refunding Revenue              | 11/01/2018      |
| 06/05/1997        | 250,000             | Crab Orchard-MacArthur PSD 97-A Sewer Revenue               | 12/01/2018      |
| 06/23/2015        | 3,050,000           | Doddridge County Schools 15 Refunding GO                    | 05/01/2019      |
| 06/04/1998        | 8,616,372           | Follansbee 98-A Sewer Revenue, Called                       | 06/01/2019      |
| 12/11/1997        | 235,000             | Greenbrier County PSD #2 97-A Sewer Revenue                 | 12/01/2018      |
| 03/26/2009        | 37,745,000          | Greenbrier County Schools 09 GO, Called                     | 05/01/2019      |
| 04/22/1980        | 485,000             | Harpers Ferry-Bolivar PSD 80 Sewer Revenue                  | 10/01/2018      |
| 11/25/1997        | 3,039,895           | Huntington 97 Sewer Revenue                                 | 03/01/2019      |
| 12/28/1989        | 2,331,211           | Hurricane 89-A Sewer Revenue                                | 10/01/2018      |
| 12/28/1989        | 108,789             | Hurricane 89-B Sewer Revenue                                | 10/01/2018      |
| 06/24/2010        | 1,895,000           | Jefferson County PSD 10-A Sewer Refunding Revenue, Called   | 01/18/2018      |
| 06/14/2013        | 1,660,000           | Jefferson County PSD 13-A Sewer Revenue, Called             | 01/18/2019      |
| 06/17/1999        | 615,000             | Logan County PSD 99-C Lot 2 Water Revenue                   | 06/01/2019      |
| 12/21/1978        | 7,040,000           | Malden PSD 78 Sewer Revenue                                 | 10/01/2018      |
| 01/28/2010        | 7,250,000           | Morgantown 10-F Water & Sewer Revenue                       | 12/01/2018      |
| 05/20/1999        | 1,490,000           | Mt. Hope 99-A Water & Sewer Revenue, Called                 | 06/28/2019      |
| 11/09/2010        | 370,000             | New Haven 10-A Sewer Refunding Revenue                      | 04/01/2019      |
| 03/13/1997        | 385,000             | New Martinsville 97-A Water & Sewer Revenue                 | 03/01/2019      |
| 12/03/2015        | 6,735,000           | Nitro 15 Sewer Bond Anticipation Note                       | 01/01/2019      |
| 08/20/2003        | 1,035,000           | Oak Hill 03 Stormwater Revenue                              | 08/01/2018      |
| 06/20/2007        | 1,050,000           | Oak Hill 07 Stormwater Revenue, Called                      | 09/20/2018      |
| 01/24/2017        | 55,400              | Ravencliff-McGraw-Saulsville PSD 17-D Water Revenue, Called | 03/04/2019      |
| 06/24/1997        | 2,197,304           | Shady Spring 97-C Sewer Revenue                             | 09/01/2018      |
| 12/17/1998        | 839,000             | Shady Spring 98-B Sewer Revenue                             | 03/01/2019      |
| 03/18/1999        | 752,000             | Shady Springs 99-A Sewer Revenue, Called                    | 06/01/2019      |

**PAID OUT ISSUES ADMINISTERED BY THE MUNICIPAL BOND COMMISSION**

July 1, 2018 - June 30, 2019

| <u>Issue Date</u> | <u>Issue Amount</u>   | <u>Issue</u>                                | <u>Paid Out</u> |
|-------------------|-----------------------|---|-----------------|
| 03/01/1990        | 1,057,749             | Sistersville 90-A Sewer Revenue             | 10/01/2018      |
| 03/01/1990        | 49,361                | Sistersville 90-B Sewer Revenue             | 10/01/2018      |
| 09/25/2012        | 6,130,000             | Taylor County Schools 12 Refunding GO       | 05/01/2019      |
| 10/07/1997        | 400,000               | Terra Alta 97-A Sewer System Design Revenue | 09/01/2018      |
| 04/08/1998        | 2,190,000             | Weirton 98-A Water Revenue, Called          | 09/01/2018      |
| <hr/>             |                       |   |                 |
|                   | <u>\$ 129,784,419</u> | 40 Paid Out Issues                          |                 |

### PAYING AGENT BANKS - PUBLIC BONDHOLDERS

| CODE           | BANK NAME AND ADDRESS   |
|----------------|---|
| BBT GOV        | BB&T Governmental Finance, 223 W Nash Street, Wilson, NC 27893                                |
| BANK NY TRUST  | Bank of New York, 385 Rifle Camp Road, 3rd Floor, Corporate Trust, Woodland Park, NJ 07424    |
| CITY NB        | City National Bank, One Park Avenue, Beckley, WV 25801  |
| CVB            | Capon Valley Bank, PO Box 119, 2 West Main Street, Wardensville, WV 26851                     |
| DTC            | Depository Trust Company, 55 Water Street, New York, NY 10041                                 |
| FARMERS        | Farmers National Bank, 20 South Broad Street, Canfield, OH 44406                              |
| FNBRB          | 1st Neighborhood Bk c/o Pacific Coast Bankers' Bk, 4416 Emerson Avenue, Parkersburg, WV 26104 |
| HUNT OH        | Huntington National Bank, 525 Vine Street, Cincinnati, OH 45202                               |
| GCB            | The Grant County Bank, PO Box 929, 3 North Main Street, Petersburg, WV 26847                  |
| JPMC           | JP Morgan Chase, 370 South Cleveland Ave, Floor 2, Westerville, OH 43081                      |
| MCNB           | MCNB Bank & Trust, 75 Wyoming Street, Welch, WV 24801   |
| MVB            | MVB Bank, Inc, 301 Virginia Avenue, Fairmont, WV 26554  |
| NBB            | National Bank of Blacksburg, 100 South Main Street, Blacksburg, VA 24060                      |
| OVB            | Ohio Valley Bank Comp, 420 3rd Avenue, Gallipolis, OH 45631                                   |
| PCB            | Pendleton Community Bank, 128 N Main Street, Franklin, WV 26807                               |
| PREMIER        | Premier Bank, 300 State St., Madison, WV 25130  |
| ROM            | Bank of Romney, 95 East Main Street, Romney, WV 26757   |
| SIGNBK         | Signature Bank, 600 Washington Ave., Suite 305, Towson, MD 21204                              |
| SUMMIT CM B    | Summit Community Bank, 310 N Main St, Moorefield, WV 26836                                    |
| SUNFLOWER      | Sunflower Bank, 3025 Cortland Circle, Salina, KS 67401  |
| TEXAS CAPITAL  | Texas Capital Bank, 2350 Lakeside Blvd, Suite 605, Richardson, TX 75082                       |
| UB             | United Bank, 990 Elmer Prince Drive, Morgantown, WV 26505                                     |
| UB-PARKERSBURG | United Bank, Corporate Trust Dept, PO Box 393, Charleston, WV 25322                           |
| WESBK-WHEEL    | WesBanco Bank, Inc, Trust Wires/12100756, 1 Bank Plaza, Wheeling, WV 26003                    |

**PAYING AGENT BANKS - GOVERNMENTAL BONDHOLDERS**

| CODE           | PAYING AGENT         | BANK NAME AND ADDRESS   | AGENCY |
|----------------|----------------------|---|--------|
| BNY            | Bank of New York     | Bank of NY, 385 Rifle Camp Rd, 3rd Floor, Corp Trust, Woodland Park, NJ 07424 | WDA    |
| BBT/WDA        | BB&T                 | BB&T, 300 Summers Street, Charleston, WV 25301                                | WDA    |
| BPH            | BPH                  | Bureau of Public Health, Internal Governmental Transfer                       | BPH    |
| GMAC-CPLT1:B1T | Wells Fargo/Berkadia | Berkadia Commerical Mortgage, LLC (GMAC), PO Box 1657, Horsham, PA 19044      |        |
| DEP            | DEP                  | Department of Environmental Protection, Internal Governmental Transfer        | DEP    |
| UNB            | United Bank          | United Bank, Corporate Trust Dept, PO Box 393, Charleston, WV 25322           | IJDC   |

**GOVERNMENTAL AGENCIES**

| CODE | NAME                               | ADDRESS  | TELEPHONE    |
|------|------------------------------------|--|--------------|
| BPH  | Bureau of Public Health            | 350 Capitol Street, Room 313, Charleston WV 25301-3713 | 304-356-4301 |
| DEP  | Depart of Environmental Protection | 601 57th Street SE, Charleston, WV 25304               | 304-926-0499 |
| IJDC | Infrastructure Job Develop Council | c/o WDA 1009 Bullitt Street, Charleston, WV 25301      | 304-414-6500 |
| WDA  | Water Development Authority        | 1009 Bullitt Street, Charleston, WV 25301              | 304-414-6500 |



**BOND COUNSELS**

| <u>Code</u> | <u>Name</u>              | <u>Address</u>   | <u>Telephone</u> |
|-------------|--------------------------|--|------------------|
| BR          | Bowles Rice, LLP         | 600 Quarrier Street, Charleston, WV 25301                        | 304-347-1100     |
| D&S         | Dinsmore & Shohl         | 707 Virginia Street E, Suite 1300, Charleston, WV 25301          | 304-357-3963     |
| G&G         | Goodwin & Goodwin        | 300 Summers St, Suite 1500, Charleston, WV 25301                 | 304-346-7000     |
| JK          | Jackson Kelly            | 500 Lee Street E, Suite 1600, Charleston, WV 25301               | 304-340-1000     |
| JTP         | John T Poffenbarger      | 108 1/2 Capitol Street, 2nd Floor, Charleston, WV 25301          | 304-342-1678     |
| S&J         | Steptoe & Johnson        | Chase Tower, 17th Floor, 707 Virginia St E, Charleston, WV 25301 | 304-598-8000     |
| STB         | Spilman, Thomas & Battle | 300 Kanawha Blvd E., PO Box 273, Charleston, WV 25321            | 304-340-3800     |
| VLF         | Vaughan Law Firm         | 2020 Kanawha Blvd East, Charleston, WV 25311                     | 304-342-3900     |
| WLO         | White Law Office         | 600 Kanawha Blvd. E, Suite 201, Charleston, WV 25301             | 304-720-1400     |

## ACTIVE BOND ACCOUNTS

The following is a listing of all the active bond accounts maintained by the Commission, as of the report date. Discretionary accounts and Sinking Fund Accounts for paid out issues are not included. All bond issues paid by the Commission, whether as the paying agent, or through a paying agent, are listed. All reserve accounts for issues paid by others are also included.

**ACCOUNT NAME** -- The name includes the issuer, year, type of issue, and whether the issue is a revenue (REV) or general obligation (GO) issue. All GOs are labeled as such. Additional accounts include Reserve (RES), Depreciation (DEP) or Repair & Replacement (R&R) accounts. On GO issues over \$5 million, tax collections surplus to annual debt service are transferred to a Surplus Collection (SUR COL) account. Issues labeled ESCROW have either been fully funded in cash, or have had specific US Treasury investments purchased to defease the issue with future earnings. Any Reserve accounts labeled (R)\* are restricted reserves that the funds have future obligations.

**ISSUE DATE** -- The date of issue is shown in this column.

**INTEREST RATE** -- This column shows the interest rate, or range of rates, at which this bond was issued. It reflects the actual coupon rate. It is always listed from lowest to highest regardless of the order. Some rates may have matured, and no longer be outstanding.

**ORIGINAL ISSUE** -- This column indicates the amount of the original issue.

**OUTSTANDING** -- This column indicates the principal outstanding as of the report date.

**ACCOUNT BALANCE** -- This column indicates the account balance as of the report date. If this is an escrow account, the balance may include both cash and escrow securities. The investments are carried at cost, which may be different than their matured value, but will defease the issue.

**LAST DEBT** -- This column gives the final maturity year for the bond issue. In some cases where a bond has been advance refunded with escrows purchased for a future call, the year of final call rather than the original final maturity may be shown.

**PAYING AGENT** -- The Commission pays all funds for the debt service to these banks. Due to numerous bank mergers and name changes, the bank shown in this column may not agree with the bank named on the original bond (see Paying Agent address page).

If a reserve is covered through a Guaranteed Policy rather than funded with cash, then either "LOC" for Letter of Credit or "SB" for Surety Bond will be listed.

**COUNSEL-LEGAL OPINIONS** -- The Commission does not have legal opinions for these issues. If a legal opinion is needed, it can be obtained from the bond counsel for the issue (see Bond Counsel address page).

If a reserve is covered through a Guaranteed Policy rather than funded with cash, then the final maturity date of the Guaranteed Policy will be listed.

### **DISCLAIMER**

*While every attempt has been made to verify the accuracy of this data, no guarantee of accuracy should be assumed.*

| ACCOUNT NAME                            | ISSUE DATE | INTEREST RATE | ORIGINAL ISSUANCE | OUTSTANDING 6/30/2019 | ACCT BALANCE 6/30/2019 | LAST DEBT | PAYING AGENT | BOND COUNSEL |
|---|------------|---------------|-------------------|-----------------------|------------------------|-----------|--------------|--------------|
| Adrian PSD 00-A Water Reserve           | 10/06/00   |               |                   |                       | 89,906.70              |           |              |              |
| Adrian PSD 04-A Water Reserve           | 02/18/04   |               |                   |                       | 66,862.76              |           |              |              |
| Adrian PSD 08-A Water Reserve           | 10/23/08   |               |                   |                       | 88,037.75              |           |              |              |
| Adrian PSD 08-B Water Revenue           | 10/23/08   | 0.000 - 0.000 | 500,000           | 382,352               | 2,135.32               | 09/48     | MBC - UNB    | JK           |
| Adrian PSD 08-B Water Reserve           | 10/23/08   |               |                   |                       | 13,429.05              |           |              |              |
| Adrian PSD 15-A Water Revenue           | 12/17/15   | 0.000 - 0.000 | 3,517,184         | 3,356,261             | 8,150.09               | 12/55     | MBC - UNB    | S&J          |
| Adrian PSD 15-A Water Reserve           | 12/17/15   |               |                   |                       | 94,467.63              |           |              |              |
| Adrian PSD 17-A Water Reserve           | 05/26/17   |               |                   |                       | 189.1                  |           |              |              |
| Adrian PSD 19-A Water Revenue           | 04/30/19   | 4.700 - 4.700 | 370,000           | 370,000               | 3,906.97               | 06/29     | MBC-MVB:BH   | S&J          |
| Adrian PSD 19-A Water Reserve           | 04/30/19   |               |                   |                       | 308.34                 |           |              |              |
| Adrian PSD 88 (Series 89) Water Reserve | 07/21/88   |               |                   |                       | 59,008.82              |           |              |              |
| Adrian PSD 96-A Water Reserve           | 09/11/96   |               |                   |                       | 36,223.88              |           |              |              |
| Adrian PSD 96-B Water Reserve           | 09/11/96   |               |                   |                       | 47,367.17              |           |              |              |
| Albright 09-A Water Revenue             | 05/21/09   | 0.000 - 0.000 | 324,394           | 238,591               | 1,651.68               | 03/45     | MBC - UNB    | S&J          |
| Albright 09-A Water Reserve             | 05/21/09   |               |                   |                       | 9,656.59               |           |              |              |
| Alderson 15-A Sewer Refunding Revenue   | 02/26/15   | 3.400 - 3.400 | 97,650            | 52,918                | 1,142.76               | 10/23     | MBC-OVB:BH   | S&J          |
| Alderson 15-A Sewer Refunding Reserve   | 02/26/15   |               |                   |                       | 9,878.13               |           |              |              |
| Alderson 15-B Sewer Refunding Revenue   | 02/26/15   | 3.500 - 3.500 | 334,300           | 214,976               | 3,278.31               | 10/25     | MBC-OVB:BH   | S&J          |
| Alderson 15-B Sewer Refunding Reserve   | 02/26/15   |               |                   |                       | 33,817.59              |           |              |              |
| Alderson 16-A Sewer Revenue             | 08/25/16   | 0.500 - 0.500 | 3,040,543         | 2,591,889             | 27,939.22              | 12/27     | MBC - UNB    | S&J          |
| Alderson 16-A Sewer Reserve             | 08/25/16   |               |                   |                       | 322,670.33             |           |              |              |
| Alderson 16-B Sewer Revenue             | 08/25/16   | 0.500 - 0.500 | 531,501           | 383,411               | 2,982.46               | 06/56     | MBC - UNB    | S&J          |
| Alderson 16-B Sewer Reserve             | 08/25/16   |               |                   |                       | 15,738.93              |           |              |              |
| Alderson 86-B Sewer Revenue             | 08/18/86   | 0.000 - 0.000 | 90,762            | 16,291                | 1,795.27               | 10/25     | MBC - BNY    | S&J          |
| Alderson 86-B Sewer Reserve             | 08/18/86   |               |                   |                       | 2,413.48               |           |              |              |
| Alderson 13-A Water Revenue             | 08/16/13   | 4.100 - 4.100 | 200,000           | 95,248                | 2,114.23               | 09/23     | UB-PARKERSBG | S&J          |
| Alderson 13-A Water Reserve             | 08/16/13   |               |                   |                       | 12,032.29              |           |              |              |

| ACCOUNT NAME                                 | ISSUE DATE | INTEREST RATE | ORIGINAL ISSUANCE | OUTSTANDING 6/30/2019 | ACCT BALANCE 6/30/2019 | LAST DEBT | PAYING AGENT | BOND COUNSEL |
|--|------------|---------------|-------------------|-----------------------|------------------------|-----------|--------------|--------------|
| Alpine Lake 08-A Sewer Reserve               | 01/10/08   |               |                   |                       | 182,915.73             |           |              |              |
| Alpine Lake 06-A Water Reserve               | 08/10/06   |               |                   |                       | 93,067.66              |           |              |              |
| Alpine Lake 06-B Water Reserve               | 08/10/06   |               |                   |                       | 49,987.31              |           |              |              |
| Ansted 00 Sewer Revenue                      | 12/11/00   | 0.000 - 0.000 | 580,645           | 246,754               | 3,655.61               | 03/32     | MBC - DEP    | S&J          |
| Ansted 00 Sewer Reserve                      | 12/11/00   |               |                   |                       | 20,120.40              |           |              |              |
| Ansted 99 Sewer System Design Revenue        | 04/13/99   | 0.000 - 0.000 | 183,285           | 4,582                 | 5,176.53               | 12/19     | MBC - DEP    | S&J          |
| Armstrong PSD 02-A Sewer Revenue             | 12/01/02   | 4.000 - 5.600 | 785,000           | 300,000               | 15,712.32              | 04/25     | MBC - DTC    | S&J          |
| Armstrong PSD 02-A Sewer Reserve             | 12/01/02   |               |                   |                       | 62,940.00              |           |              |              |
| Armstrong PSD 06-A Sewer Revenue BAN         | 12/21/06   | 5.000 - 5.000 | 50,000            | 3,133                 | 531.52                 | 12/19     | MBC-BBT/WDA  | JK           |
| Armstrong PSD (Deepwater) 94-A Sewer Revenue | 11/15/94   | 6.750 - 6.750 | 429,000           | 292,391               | 14,145.84              | 10/33     | MBC - BNY    | JK           |
| Armstrong PSD (Deepwater) 94-A Sewer Reserve | 11/15/94   |               |                   |                       | 31,598.00              |           |              |              |
| Armstrong PSD 01-A Water Reserve             | 12/13/01   |               |                   |                       | 30,652.07              |           |              |              |
| Armstrong PSD 11-A Water Reserve             | 03/28/11   |               |                   |                       | 23,357.87              |           |              |              |
| Athens 00 Water & Sewer Revenue              | 05/24/00   | 2.000 - 2.000 | 711,976           | 84,644                | 11,912.01              | 06/21     | MBC - DEP    | S&J          |
| Athens 00 Water & Sewer Reserve              | 05/24/00   |               |                   |                       | 43,780.74              |           |              |              |
| Athens 04-A Water & Sewer Revenue            | 05/26/04   | 0.000 - 0.000 | 303,000           | 194,785               | 2,823.84               | 03/44     | MBC - UNB    | S&J          |
| Athens 04-A Water & Sewer Reserve            | 05/26/04   |               |                   |                       | 10,607.05              |           |              |              |
| Athens 04-B Water & Sewer Revenue            | 05/26/04   | 0.000 - 0.000 | 2,262,000         | 1,225,250             | 29,085.54              | 09/35     | MBC - DEP    | S&J          |
| Athens 04-B Water & Sewer Reserve            | 05/26/04   |               |                   |                       | 78,450.32              |           |              |              |
| Barrackville 10-A Sewer Revenue              | 12/22/10   | 0.000 - 0.000 | 3,329,658         | 2,979,658             | 4,519.96               | 12/50     | MBC - UNB    | S&J          |
| Barrackville 10-A Sewer Reserve              | 12/22/10   |               |                   |                       | 36,576.72              |           |              |              |
| Barrackville 10-B Sewer Revenue              | 12/22/10   | 0.000 - 0.000 | 2,500,000         | 2,175,452             | 4,866.55               | 06/42     | MBC - DEP    | S&J          |
| Barrackville 10-B Sewer Reserve (R)*         | 12/22/10   |               |                   |                       | 33,916.86              |           |              |              |
| Barrackville 85-A Sewer Revenue              | 12/09/85   | 9.750 - 9.750 | 618,894           | 305,098               | 38,390.64              | 10/25     | MBC - BNY    | S&J          |
| Barrackville 85-A Sewer Reserve (R)*         | 12/09/85   |               |                   |                       | 64,380.10              |           |              |              |
| Barrackville 85-B Sewer Revenue              | 12/09/85   | 0.000 - 0.000 | 308,106           | 56,756                | 12,494.08              | 10/25     | MBC - BNY    | S&J          |
| Barrackville 85-B Sewer Reserve (R)*         | 12/09/85   |               |                   |                       | 12,829.55              |           |              |              |

| ACCOUNT NAME                         | ISSUE DATE | INTEREST RATE | ORIGINAL ISSUANCE | OUTSTANDING 6/30/2019 | ACCT BALANCE 6/30/2019 | LAST DEBT | PAYING AGENT | BOND COUNSEL |
|--------------------------------------|------------|---------------|-------------------|-----------------------|------------------------|-----------|--------------|--------------|
| Barrackville 87-A Sewer Revenue      | 11/06/87   | 8.380 - 8.380 | 100,379           | 50,001                | 5,527.04               | 10/26     | MBC - BNY    | S&J          |
| Barrackville 87-A Sewer Reserve (R)* | 11/06/87   |               |                   |                       | 9,144.87               |           |              |              |
| Barrackville 87-B Sewer Revenue      | 11/06/87   | 0.000 - 0.000 | 24,621            | 5,183                 | 609.86                 | 10/26     | MBC - BNY    | S&J          |
| Barrackville 87-B Sewer Reserve (R)* | 11/06/87   |               |                   |                       | 977.59                 |           |              |              |
| Bath 02-A Water Revenue              | 12/09/02   | 0.000 - 0.000 | 1,150,000         | 546,231               | 12,737.51              | 09/33     | MBC - BPH    | JK           |
| Bath 02-A Water Reserve              | 12/09/02   |               |                   |                       | 39,417.26              |           |              |              |
| Bath 06-A Water Revenue              | 08/29/06   | 0.000 - 0.000 | 1,250,000         | 749,984               | 8,416.71               | 06/37     | MBC - BPH    | JK           |
| Bath 06-A Water Reserve              | 08/29/06   |               |                   |                       | 42,152.22              |           |              |              |
| Bath 06-B Water Revenue              | 08/29/06   | 0.000 - 0.000 | 1,237,000         | 873,175               | 5,509.59               | 06/46     | MBC - UNB    | JK           |
| Bath 06-B Water Reserve              | 08/29/06   |               |                   |                       | 32,716.00              |           |              |              |
| Bath 08-A Water Refunding Revenue    | 11/05/08   | 4.290 - 4.290 | 1,091,000         | 446,923               | 19,155.18              | 09/24     | MBC-BBT GOV  | S&J          |
| Bath 08-A Water Refunding Reserve    | 11/05/08   |               |                   |                       | 98,138.99              |           |              |              |
| Bath 09-A Water Revenue              | 10/29/09   | 0.000 - 0.000 | 2,193,910         | 1,590,571             | 6,572.44               | 03/41     | MBC - BPH    | S&J          |
| Bath 09-A Water Reserve              | 10/29/09   |               |                   |                       | 66,265.97              |           |              |              |
| Bath 14-A Water Revenue              | 11/20/14   | 1.000 - 1.000 | 1,000,000         | 929,640               | 2,814.61               | 09/54     | MBC - UNB    | S&J          |
| Bath 14-A Water Reserve              | 11/20/14   |               |                   |                       | 10,710.07              |           |              |              |
| Beckley 09 Parking Refunding Revenue | 09/17/09   | 3.750 - 4.700 | 1,485,000         | 750,000               | 26,779.32              | 06/26     | MBC - DTC    | S&J          |
| Beckley 09 Parking Refunding Reserve | 09/17/09   |               |                   |                       | 67,092.95              |           |              |              |
| Beckley 04-A Sewer Revenue           | 09/28/04   | 2.000 - 2.000 | 9,039,000         | 3,580,814             | 151,849.05             | 06/26     | MBC - DEP    | VLF          |
| Beckley 04-A Sewer Reserve           | 09/28/04   |               |                   |                       | 554,762.31             |           |              |              |
| Beckley 09-A Sewer Revenue           | 09/18/09   | 2.000 - 2.000 | 679,316           | 398,545               | 11,412.39              | 03/30     | MBC - DEP    | JK           |
| Beckley 09-A Sewer Reserve           | 09/18/09   |               |                   |                       | 41,773.35              |           |              |              |
| Beckley 09-C Sewer Revenue           | 09/18/09   | 0.000 - 0.000 | 1,035,783         | 808,561               | 5,345.69               | 09/49     | MBC - DEP    | JK           |
| Beckley 09-C Sewer Reserve           | 09/18/09   |               |                   |                       | 26,989.98              |           |              |              |
| Beckley 15-A Sewer Revenue           | 10/22/15   | 0.500 - 0.500 | 3,740,214         | 3,471,512             | 13,889.92              | 06/46     | MBC - DEP    | S&J          |
| Beckley 15-A Sewer Reserve           | 10/22/15   |               |                   |                       | 137,528.00             |           |              |              |
| Beckley 17 Sewer Refunding Revenue   | 06/22/17   | 2.750 - 3.350 | 15,450,000        | 15,045,000            | 266,096.08             | 06/33     | SUNFLOWER    | D&S          |

| ACCOUNT NAME                         | ISSUE DATE | INTEREST RATE | ORIGINAL ISSUANCE | OUTSTANDING 6/30/2019 | ACCT BALANCE 6/30/2019 | LAST DEBT | PAYING AGENT  | BOND COUNSEL |
|--------------------------------------|------------|---------------|-------------------|-----------------------|------------------------|-----------|---------------|--------------|
| Beckley 17 Sewer Refunding Reserve   | 06/22/17   |               |                   |                       | 504,820.98             |           |               |              |
| Beckley 10-A Stormwater Revenue      | 12/15/10   | 3.870 - 3.870 | 2,000,000         | 1,341,679             | 25,015.60              | 01/31     | MBC - JPMC:BH | S&J          |
| Belington 04-A Water & Sewer Reserve | 07/15/04   |               |                   |                       | 19,261.75              |           |               |              |
| Belington 04-B Water & Sewer Reserve | 07/15/04   |               |                   |                       | 50,130.86              |           |               |              |
| Belington 04-C Water & Sewer Revenue | 07/15/04   | 0.000 - 0.000 | 1,000,000         | 649,350               | 2,654.54               | 06/44     | MBC - UNB     | S&J          |
| Belington 04-C Water & Sewer Reserve | 07/15/04   |               |                   |                       | 26,974.59              |           |               |              |
| Belington 12-A Water & Sewer Revenue | 09/20/12   | 0.000 - 0.000 | 1,250,000         | 1,067,382             | 2,926.75               | 09/52     | MBC - UNB     | S&J          |
| Belington 12-A Water & Sewer Reserve | 09/20/12   |               |                   |                       | 17,845.67              |           |               |              |
| Belington 12-B Water & Sewer Reserve | 09/20/12   |               |                   |                       | 33,444.34              |           |               |              |
| Belington 12-C Water & Sewer Reserve | 09/20/12   |               |                   |                       | 26,080.63              |           |               |              |
| Belington 13-A Water & Sewer Revenue | 11/13/13   | 1.000 - 1.000 | 667,188           | 572,029               | 3,406.33               | 09/53     | MBC - UNB     | S&J          |
| Belington 13-A Water & Sewer Reserve | 11/13/13   |               |                   |                       | 8,820.83               |           |               |              |
| Belington 97-A Water & Sewer Revenue | 03/03/97   | 6.250 - 6.250 | 475,000           | 338,123               | 14,573.34              | 10/35     | MBC - BNY     | S&J          |
| Belington 97-A Water & Sewer Reserve | 03/03/97   |               |                   |                       | 33,236.28              |           |               |              |
| Belle 08-A Sewer Revenue             | 11/20/08   | 0.000 - 0.000 | 1,945,100         | 1,329,138             | 6,264.16               | 12/39     | MBC - DEP     | S&J          |
| Belle 08-A Sewer Reserve             | 11/20/08   |               |                   |                       | 67,339.59              |           |               |              |
| Belle 09-A Sewer Revenue             | 09/25/09   | 0.000 - 0.000 | 275,396           | 197,366               | 1,773.77               | 12/40     | MBC - DEP     | S&J          |
| Belle 09-A Sewer Reserve             | 09/25/09   |               |                   |                       | 9,540.19               |           |               |              |
| Belle 17-A Sewer Revenue             | 07/11/17   | 0.250 - 0.250 | 4,045,000         | 3,972,774             | 9,892.76               | 06/57     | MBC - DEP     | S&J          |
| Belle 17-A Sewer Reserve             | 07/11/17   |               |                   |                       | 6,467.55               |           |               |              |
| Belmont 04-A Sewer Revenue           | 08/19/04   | 0.000 - 0.000 | 1,219,978         | 681,154               | 28,063.57              | 03/36     | MBC - DEP     | S&J          |
| Belmont 04-A Sewer Reserve           | 08/19/04   |               |                   |                       | 47,599.67              |           |               |              |
| Belmont 97-A Water Revenue           | 12/15/97   | 6.250 - 6.250 | 1,302,490         | 932,013               | 73,273.19              | 10/35     | MBC - BNY     | S&J          |
| Belmont 97-A Water Reserve           | 12/15/97   |               |                   |                       | 91,612.33              |           |               |              |
| Benwood 11-A Water Revenue           | 03/17/11   | 0.000 - 0.000 | 1,548,512         | 1,268,512             | 3,666.41               | 03/51     | MBC - UNB     | S&J          |
| Benwood 11-A Water Reserve           | 03/17/11   |               |                   |                       | 41,489.05              |           |               |              |
| Benwood 00-A Sewer Revenue           | 12/20/00   | 0.000 - 0.000 | 318,300           | 135,252               | 2,962.56               | 03/32     | MBC - DEP     | S&J          |

| ACCOUNT NAME                           | ISSUE DATE | INTEREST RATE | ORIGINAL ISSUANCE | OUTSTANDING 6/30/2019 | ACCT BALANCE 6/30/2019 | LAST DEBT | PAYING AGENT | BOND COUNSEL |
|--|------------|---------------|-------------------|-----------------------|------------------------|-----------|--------------|--------------|
| Benwood 00-A Sewer Reserve             | 12/20/00   |               |                   |                       | 10,904.78              |           |              |              |
| Benwood 00-B Sewer Revenue             | 12/20/00   | 0.000 - 0.000 | 245,600           | 136,235               | 1,645.77               | 12/40     | MBC - UNB    | S&J          |
| Benwood 00-B Sewer Reserve             | 12/20/00   |               |                   |                       | 6,515.28               |           |              |              |
| Benwood 17-A Sewer Revenue             | 07/11/17   | 0.250 - 0.250 | 2,404,539         | 2,238,849             | 6,522.27               | 06/57     | MBC - DEP    | S&J          |
| Benwood 17-A Sewer Reserve             | 07/11/17   |               |                   |                       | 5,473.43               |           |              |              |
| Berkeley County Schools 10 GO          | 02/17/10   | 2.000 - 4.000 | 51,500,000        | 24,755,000            | 202,054.05             | 05/25     | MBC - DTC    | S&J          |
| Berkeley County Schools 10 GO Sur Col  | 02/17/10   |               |                   |                       | 4,523,999.50           |           |              |              |
| Berkeley County Sewer PSD 00-A Revenue | 05/25/00   | 0.000 - 0.000 | 937,500           | 351,540               | 3,395.35               | 09/30     | MBC - DEP    | S&J          |
| Berkeley County Sewer PSD 00-A Reserve | 05/25/00   |               |                   |                       | 32,590.23              |           |              |              |
| Berkeley County Sewer PSD 01-A Revenue | 03/30/01   | 1.000 - 1.000 | 429,000           | 42,176                | 2,200.81               | 03/21     | MBC - UNB    | S&J          |
| Berkeley County Sewer PSD 01-A Reserve | 03/30/01   |               |                   |                       | 24,625.63              |           |              |              |
| Berkeley County Sewer PSD 01-B Revenue | 08/07/01   | 0.000 - 0.000 | 2,909,850         | 1,212,420             | 13,163.25              | 12/31     | MBC - DEP    | S&J          |
| Berkeley County Sewer PSD 01-B Reserve | 08/07/01   |               |                   |                       | 0                      |           | SB           | 12/01/2031   |
| Berkeley County Sewer PSD 02-A Revenue | 05/09/02   | 0.000 - 0.000 | 750,000           | 331,250               | 2,710.86               | 09/32     | MBC - DEP    | S&J          |
| Berkeley County Sewer PSD 02-A Reserve | 05/09/02   |               |                   |                       | 26,010.38              |           |              |              |
| Berkeley County Sewer PSD 02-B Revenue | 07/11/02   | 0.000 - 0.000 | 456,548           | 201,613               | 1,651.41               | 09/32     | MBC - DEP    | S&J          |
| Berkeley County Sewer PSD 02-B Reserve | 07/11/02   |               |                   |                       | 16,144.85              |           |              |              |
| Berkeley County Sewer PSD 02-C Revenue | 08/28/02   | 0.000 - 0.000 | 30,500,000        | 15,380,328            | 120,326.51             | 03/34     | MBC - DEP    | S&J          |
| Berkeley County Sewer PSD 02-C Reserve | 08/28/02   |               |                   |                       | 0                      |           | SB           | 03/01/2034   |
| Berkeley County Sewer PSD 02-D Revenue | 08/28/02   | 5.800 - 5.800 | 4,965,465         | 4,002,017             | 153,660.02             | 10/39     | MBC - BNY    | S&J          |
| Berkeley County Sewer PSD 02-D Reserve | 08/28/02   |               |                   |                       | 0                      |           | SB           | 10/01/2039   |
| Berkeley County Sewer PSD 02-E Revenue | 08/28/02   | 5.800 - 5.800 | 560,822           | 465,255               | 16,337.28              | 10/41     | MBC-BBT/WDA  | S&J          |
| Berkeley County Sewer PSD 02-E Reserve | 08/28/02   |               |                   |                       | 37,572.89              |           |              |              |
| Berkeley County Sewer PSD 03-A Revenue | 08/14/03   | 2.000 - 2.000 | 252,922           | 66,008                | 1,686.83               | 12/23     | MBC - DEP    | S&J          |
| Berkeley County Sewer PSD 03-A Reserve | 08/14/03   |               |                   |                       | 15,556.44              |           |              |              |
| Berkeley County Sewer PSD 03-B Revenue | 08/14/03   | 2.000 - 2.000 | 330,862           | 86,344                | 2,218.20               | 12/23     | MBC - DEP    | S&J          |
| Berkeley County Sewer PSD 03-B Reserve | 08/14/03   |               |                   |                       | 20,348.82              |           |              |              |

| ACCOUNT NAME                                     | ISSUE DATE | INTEREST RATE | ORIGINAL ISSUANCE | OUTSTANDING 6/30/2019 | ACCT BALANCE 6/30/2019 | LAST DEBT | PAYING AGENT | BOND COUNSEL |
|--|------------|---------------|-------------------|-----------------------|------------------------|-----------|--------------|--------------|
| Berkeley County Sewer PSD 04-A Revenue           | 11/30/04   | 0.000 - 0.000 | 1,999,600         | 1,173,678             | 5,915.00               | 09/39     | MBC - UNB    | S&J          |
| Berkeley County Sewer PSD 04-A Reserve           | 11/30/04   |               |                   |                       | 0                      |           | SB           | 09/01/2039   |
| Berkeley County Sewer PSD 09-A Revenue           | 07/31/09   | 4.000 - 5.300 | 2,695,000         | 1,700,000             | 91,657.13              | 03/29     | MBC - DTC    | S&J          |
| Berkeley County Sewer PSD 09-A Reserve           | 07/31/09   |               |                   |                       | 228,206.53             |           |              |              |
| Berkeley County Sewer PSD 09-B Revenue           | 07/31/09   | 0.000 - 0.000 | 1,000,000         | 586,440               | 11,425.49              | 09/29     | MBC - UNB    | S&J          |
| Berkeley County Sewer PSD 09-B Reserve           | 07/31/09   |               |                   |                       | 0                      |           | SB           | 09/01/2029   |
| Berkeley County Sewer PSD 13-C Refunding Revenue | 12/19/13   | 2.000 - 3.500 | 2,880,000         | 1,805,000             | 232,740.33             | 10/25     | MBC - DTC    | S&J          |
| Berkeley County Sewer PSD 13-C Refunding Reserve | 12/19/13   |               |                   |                       | 291,355.65             |           |              |              |
| Berkeley County Sewer PSD 13-D Revenue           | 12/20/13   | 0.000 - 0.000 | 1,116,602         | 823,484               | 5,041.19               | 03/34     | MBC - UNB    | S&J          |
| Berkeley County Sewer PSD 13-D Reserve           | 12/20/13   |               |                   |                       | 0                      |           | SB           | 03/01/2034   |
| Berkeley County Sewer PSD 15-A Revenue           | 02/12/15   | 0.000 - 0.000 | 26,435,450        | 23,857,120            | 68,616.85              | 12/54     | MBC - DEP    | S&J          |
| Berkeley County Sewer PSD 15-A Reserve           | 02/12/15   |               |                   |                       | 0                      |           | SB           | 12/01/2054   |
| Berkeley County Sewer PSD 15-B Revenue           | 02/12/15   | 1.000 - 1.000 | 10,623,472        | 10,096,265            | 30,263.95              | 12/54     | MBC - UNB    | S&J          |
| Berkeley County Sewer PSD 15-B Reserve           | 02/12/15   |               |                   |                       | 0                      |           | SB           | 12/01/2054   |
| Berkeley County Sewer PSD 15-C Revenue           | 02/12/15   | 1.000 - 4.500 | 16,970,000        | 16,225,000            | 158,244.27             | 10/35     | MBC - DTC    | S&J          |
| Berkeley County Sewer PSD 15-C Reserve           | 02/12/15   |               |                   |                       | 0                      |           | SB           | 10/01/2035   |
| Berkeley County Sewer PSD 16-A Revenue           | 02/24/16   | 0.000 - 0.000 | 163,871           | 139,283               | 1,100.65               | 06/36     | MBC - UNB    | S&J          |
| Berkeley County Sewer PSD 16-A Reserve           | 02/24/16   |               |                   |                       | 2,589.47               |           |              |              |
| Berkeley County Sewer PSD 16-B Revenue           | 04/21/16   | 1.450 - 5.000 | 29,300,000        | 28,625,000            | 172,789.27             | 06/46     | MBC - DTC    | S&J          |
| Berkeley County Sewer PSD 16-B Reserve           | 04/21/16   |               |                   |                       | 0                      |           | SB           | 06/01/2045   |
| Berkeley County Sewer PSD 17-A Revenue           | 06/30/17   | 0.000 - 0.000 | 1,100,000         | 919,274               | 0                      | 06/40     | MBC - UNB    | S&J          |
| Berkeley County Sewer PSD 17-A Reserve           | 06/30/17   |               |                   |                       | 56,781.54              |           |              |              |
| Berkeley County Sewer PSD 17-B Refunding Revenue | 11/01/17   | 2.300 - 2.300 | 8,587,000         | 8,450,600             | 826,110.99             | 10/26     | MBC-BBT GOV  | S&J          |
| Berkeley County Sewer PSD 17-B Refunding Res     | 11/01/17   |               |                   |                       | 0                      |           | SB           | 10/01/2026   |
| Berkeley County Sewer PSD 86-B Revenue           | 03/07/86   | 0.000 - 0.000 | 1,638,194         | 301,772               | 41,169.86              | 10/25     | MBC - BNY    | S&J          |
| Berkeley County Sewer PSD 86-B Reserve           | 03/07/86   |               |                   |                       | 0                      |           | SB           | 10/01/2025   |
| Berkeley County Sewer PSD 90-A Revenue           | 05/03/90   | 7.850 - 7.850 | 828,629           | 493,679               | 39,586.78              | 10/29     | MBC - BNY    | S&J          |



| ACCOUNT NAME                                     | ISSUE DATE | INTEREST RATE | ORIGINAL ISSUANCE | OUTSTANDING 6/30/2019 | ACCT BALANCE 6/30/2019 | LAST DEBT | PAYING AGENT | BOND COUNSEL |
|--|------------|---------------|-------------------|-----------------------|------------------------|-----------|--------------|--------------|
| Berkeley County Sewer PSD 90-A Reserve           | 05/03/90   |               |                   |                       | 0                      |           | SB           | 10/01/2029   |
| Berkeley County Sewer PSD 90-B Revenue           | 05/03/90   | 0.000 - 0.000 | 38,669            | 10,907                | 1,383.20               | 10/29     | MBC - BNY    | S&J          |
| Berkeley County Sewer PSD 90-B Reserve           | 05/03/90   |               |                   |                       | 1,173.49               |           |              |              |
| Berkeley County Sewer PSD 94-A Revenue           | 10/05/94   | 6.750 - 6.750 | 494,288           | 336,889               | 19,993.69              | 10/33     | MBC - BNY    | S&J          |
| Berkeley County Sewer PSD 94-A Reserve           | 10/05/94   |               |                   |                       | 36,831.32              |           |              |              |
| Berkeley County Sewer PSD 99-A Revenue           | 10/28/99   | 0.000 - 0.000 | 30,707,296        | 12,441,746            | 121,756.48             | 03/31     | MBC - DEP    | S&J          |
| Berkeley County Sewer PSD 99-A Reserve           | 10/28/99   |               |                   |                       | 0                      |           | SB           | 03/01/2031   |
| Berkeley County PSD 01-A Water Revenue           | 10/25/01   | 5.800 - 5.800 | 2,010,000         | 1,580,303             | 66,251.68              | 10/39     | MBC - BNY    | S&J          |
| Berkeley County PSD 01-A Water Reserve           | 10/25/01   |               |                   |                       | 0                      |           | SB           | 10/01/2039   |
| Berkeley County PSD 03-C Water Revenue           | 05/15/03   | 5.000 - 5.000 | 2,430,000         | 844,201               | 143,497.78             | 10/23     | MBC - BNY    | S&J          |
| Berkeley County PSD 03-C Water Reserve           | 05/15/03   |               |                   |                       | 195,752.28             |           |              |              |
| Berkeley County PSD 12-A Water Revenue           | 12/20/12   | 1.000 - 2.375 | 7,425,000         | 4,395,000             | 504,828.98             | 12/24     | MBC - DTC    | S&J          |
| Berkeley County PSD 12-A Water Reserve           | 12/20/12   |               |                   |                       | 745,402.67             |           |              |              |
| Berkeley County PSD 12-B Water Revenue           | 12/20/12   | 1.000 - 3.250 | 7,800,000         | 7,650,000             | 154,792.89             | 12/32     | MBC - DTC    | S&J          |
| Berkeley County PSD 12-B Water Reserve           | 12/20/12   |               |                   |                       | 741,885.98             |           |              |              |
| Berkeley County PSD 13-A Water Refunding Revenue | 12/30/13   | 2.000 - 4.500 | 9,900,000         | 9,775,000             | 164,343.61             | 12/33     | MBC - DTC    | S&J          |
| Berkeley County PSD 13-A Water Refunding Reserve | 12/30/13   |               |                   |                       | 0                      |           | SB           | 12/01/2033   |
| Berkeley County PSD 13-B Water Refunding Revenue | 12/30/13   | 1.400 - 3.950 | 2,875,000         | 700,000               | 253,860.07             | 12/20     | MBC - DTC    | S&J          |
| Berkeley County PSD 13-B Water Refunding Reserve | 12/30/13   |               |                   |                       | 288,623.93             |           |              |              |
| Berkeley County PSD 15-A Water Refunding Revenue | 06/01/15   | 2.000 - 3.250 | 9,575,000         | 9,210,000             | 196,108.64             | 12/36     | MBC - DTC    | S&J          |
| Berkeley County PSD 15-A Water Refunding Reserve | 02/26/15   |               |                   |                       | 0                      |           | SB           | 12/01/2036   |
| Berkeley County PSD 15-C Water Refunding Revenue | 10/01/15   | 0.600 - 3.700 | 9,910,000         | 9,755,000             | 74,781.72              | 12/37     | MBC - DTC    | S&J          |
| Berkeley County PSD 15-C Water Refunding Reserve | 10/01/15   |               |                   |                       | 0                      |           | SB           | 12/01/2037   |
| Berkeley County PSD 15-D Water Refunding Revenue | 10/01/15   | 2.000 - 3.000 | 2,150,000         | 1,990,000             | 54,291.58              | 12/25     | MBC - DTC    | S&J          |
| Berkeley County PSD 15-D Water Refunding Reserve | 10/01/15   |               |                   |                       | 0                      |           | SB           | 12/01/2025   |
| Berkeley County PSD 15-E Water Refunding Revenue | 12/01/15   | 2.000 - 3.000 | 5,460,000         | 4,110,000             | 226,903.17             | 12/28     | MBC - DTC    | S&J          |
| Berkeley County PSD 15-E Water Refunding Reserve | 12/01/15   |               |                   |                       | 0                      |           | SB           | 12/01/2028   |

| ACCOUNT NAME  | ISSUE DATE | INTEREST RATE | ORIGINAL ISSUANCE | OUTSTANDING 6/30/2019 | ACCT BALANCE 6/30/2019 | LAST DEBT | PAYING AGENT | BOND COUNSEL |
|---|------------|---------------|-------------------|-----------------------|------------------------|-----------|--------------|--------------|
| Berkeley County PSD 16-A Water Revenue                    | 07/20/16   | 3.000 - 3.000 | 5,213,278         | 5,213,278             | 57,712.52              | 06/39     | MBC - UNB    | S&J          |
| Berkeley County PSD 16-A Water Reserve                    | 07/20/16   |               |                   |                       | 5,771.25               |           |              |              |
| Berkeley County PSD 17 Water BAN                          | 12/28/17   | 1.780 - 1.780 | 10,000,000        | 10,000,000            | 31,790.51              | 12/20     | MBC-BBT GOV  | S&J          |
| Berkeley County (Hedgesville 93-B) PSD 93-C Water Revenue | 03/08/93   | 0.000 - 0.000 | 17,629            | 5,876                 | 854.53                 | 10/31     | MBC - BNY    | BR           |
| Berkeley County (Hedgesville 93B) PSD 93C W Reserve       | 03/08/93   |               |                   |                       | 453.77                 |           |              |              |
| Berkeley County (Opequon 93) PSD 93-D Water Revenue       | 07/29/93   | 6.750 - 6.750 | 10,257,957        | 6,951,388             | 406,040.77             | 04/33     | MBC - BNY    | BR           |
| Berkeley County (Opequon 93) PSD 93-D W Reserve *         | 07/29/93   |               |                   |                       | 113,945.29             |           | SB           | 04/01/2033   |
| Berkeley County (Hedgesville 93-A) PSD 93-B Water Revenue | 03/08/93   | 7.750 - 7.750 | 528,871           | 347,361               | 23,463.82              | 10/31     | MBC - BNY    | BR           |
| Berkeley County (Hedgesville 93A) PSD 93B W Reserve       | 03/08/93   |               |                   |                       | 43,516.46              |           |              |              |
| Berkeley County (Hedgesville 96) PSD 96 Water Revenue     | 08/06/96   | 6.250 - 6.250 | 677,158           | 480,753               | 24,808.66              | 10/35     | MBC - BNY    | BR           |
| Berkeley County (Hedgesville 96) PSD 96 W Reserve         | 08/06/96   |               |                   |                       | 0                      |           | SB           | 10/01/2035   |
| Bethany 05-A Sewer Revenue                                | 02/22/05   | 3.000 - 3.000 | 1,250,000         | 524,438               | 12,430.75              | 06/26     | MBC - UNB    | S&J          |
| Bethany 05-A Sewer Reserve                                | 02/22/05   |               |                   |                       | 83,341.20              |           |              |              |
| Bethany 09-A Sewer Reserve                                | 06/19/09   |               |                   |                       | 22,384.64              |           |              |              |
| Beverly 01-A Sewer Revenue                                | 09/11/01   | 0.000 - 0.000 | 300,000           | 127,500               | 1,065.57               | 03/32     | MBC - DEP    | S&J          |
| Beverly 01-A Sewer Reserve                                | 09/11/01   |               |                   |                       | 10,418.41              |           |              |              |
| Beverly 82-B Sewer Revenue                                | 10/28/82   | 0.000 - 0.000 | 86,500            | 2,338                 | 1,997.05               | 10/19     | MBC - BNY    | S&J          |
| Beverly 97-A Sewer Revenue                                | 08/28/97   | 0.000 - 0.000 | 248,258           | 113,851               | 6,722.52               | 06/37     | MBC - UNB    | S&J          |
| Beverly 97-A Sewer Reserve                                | 08/28/97   |               |                   |                       | 6,590.20               |           |              |              |
| Beverly 12-A Water Revenue                                | 08/29/12   | 0.000 - 0.000 | 3,800,000         | 3,134,993             | 13,053.63              | 03/44     | MBC - BPH    | S&J          |
| Beverly 12-A Water Reserve                                | 08/29/12   |               |                   |                       | 69,588.16              |           |              |              |
| Big Bend PSD 98 Sewer Revenue                             | 05/13/98   | 0.000 - 0.000 | 208,920           | 99,803                | 943.21                 | 03/38     | MBC - UNB    | JTP          |
| Big Bend PSD 98 Sewer Reserve                             | 05/13/98   |               |                   |                       | 5,547.51               |           |              |              |
| Big Bend PSD 13-A Water Reserve                           | 06/17/13   |               |                   |                       | 7,977.00               |           |              |              |
| Bingamon PSD 05-A Water Reserve                           | 08/24/05   |               |                   |                       | 22,712.62              |           |              |              |
| Birch River PSD 09-A Water Reserve                        | 10/19/09   |               |                   |                       | 26,341.06              |           |              |              |
| Birch River PSD 14-A Water Reserve                        | 12/22/14   |               |                   |                       | 2,771.44               |           |              |              |

| ACCOUNT NAME                                   | ISSUE DATE | INTEREST RATE | ORIGINAL ISSUANCE | OUTSTANDING 6/30/2019 | ACCT BALANCE 6/30/2019 | LAST DEBT | PAYING AGENT | BOND COUNSEL |
|--|------------|---------------|-------------------|-----------------------|------------------------|-----------|--------------|--------------|
| Bluefield 00-A Sewer Revenue                   | 07/13/00   | 0.000 - 0.000 | 307,000           | 26,859                | 1,858.10               | 03/21     | MBC - DEP    | VLF          |
| Bluefield 00-A Sewer Reserve                   | 07/13/00   |               |                   |                       | 15,971.79              |           |              |              |
| Bluefield 13-A Sewer Revenue                   | 06/27/13   | 0.500 - 0.500 | 1,358,924         | 1,146,344             | 5,208.72               | 06/44     | MBC - DEP    | S&J          |
| Bluefield 13-A Sewer Reserve                   | 06/27/13   |               |                   |                       | 25,558.93              |           |              |              |
| Bluefield 99-A (Series 98-A) Sewer Revenue     | 05/20/99   | 0.000 - 0.000 | 1,116,645         | 111,664               | 6,687.56               | 06/21     | MBC - DEP    | VLF          |
| Bluefield 99-A (Series 98-A) Sewer Reserve     | 05/20/99   |               |                   |                       | 58,086.07              |           |              |              |
| Bluewell PSD 00 Water Revenue                  | 08/29/00   | 0.000 - 0.000 | 1,275,000         | 520,625               | 9,083.78               | 09/31     | MBC - BPH    | S&J          |
| Bluewell PSD 00 Water Reserve                  | 08/29/00   |               |                   |                       | 44,145.72              |           |              |              |
| Bluewell PSD 04 Water Reserve                  | 06/30/04   |               |                   |                       | 44,325.90              |           |              |              |
| Bluewell PSD 05-A Water Reserve                | 04/13/05   |               |                   |                       | 19,362.61              |           |              |              |
| Bluewell PSD 05-B Water Reserve                | 04/13/05   |               |                   |                       | 666.01                 |           |              |              |
| Bluewell PSD 10-A Water Revenue                | 01/29/10   | 3.970 - 3.970 | 300,000           | 23,907                | 6,165.58               | 02/20     | MBC-BBT GOV  | S&J          |
| Bluewell PSD 10-A Water Reserve                | 01/31/10   |               |                   |                       | 37,805.03              |           |              |              |
| Boone County (Danville) PSD 93-A Sewer Revenue | 07/30/93   | 6.750 - 6.750 | 4,384,319         | 2,971,069             | 156,653.72             | 04/33     | MBC - BNY    | S&J          |
| Boone County (Danville) PSD 93-A Sewer Reserve | 07/30/93   |               |                   |                       | 324,801.08             |           |              |              |
| Boone County PSD 08-A Sewer Revenue            | 04/16/08   | 0.000 - 0.000 | 1,200,000         | 896,080               | 3,080.72               | 03/48     | MBC - UNB    | S&J          |
| Boone County PSD 08-A Sewer Reserve            | 04/16/08   |               |                   |                       | 31,990.22              |           |              |              |
| Boone County PSD 00-A Water Revenue            | 04/26/00   | 0.000 - 0.000 | 2,130,000         | 852,000               | 13,960.54              | 06/31     | MBC - BPH    | S&J          |
| Boone County PSD 00-A Water Reserve            | 04/26/00   |               |                   |                       | 0                      |           | LOC          | 06/01/2031   |
| Boone County PSD 00-B Water Revenue            | 04/26/00   | 0.000 - 0.000 | 4,909,161         | 2,628,776             | 21,590.07              | 03/40     | MBC - UNB    | S&J          |
| Boone County PSD 00-B Water Reserve            | 04/26/00   |               |                   |                       | 0                      |           | LOC          | 03/01/2040   |
| Boone County PSD 10-A Water Revenue            | 10/14/10   | 0.000 - 0.000 | 1,062,000         | 862,001               | 4,710.53               | 09/50     | MBC - UNB    | S&J          |
| Boone County PSD 10-A Water Reserve            | 10/14/10   |               |                   |                       | 0                      |           | LOC          | 06/01/2022   |
| Boone-Raleigh PSD 94-A Sewer Revenue           | 07/20/94   | 6.750 - 6.750 | 1,543,981         | 1,052,324             | 60,073.14              | 10/33     | MBC - BNY    | JK           |
| Boone-Raleigh PSD 94-A Sewer Reserve           | 07/20/94   |               |                   |                       | 115,233.37             |           |              |              |
| Bradley PSD 02-A Sewer Revenue                 | 06/25/02   | 0.000 - 0.000 | 293,000           | 134,270               | 2,235.04               | 03/33     | MBC - DEP    | G&G          |
| Bradley PSD 02-A Sewer Reserve                 | 06/25/02   |               |                   |                       | 10,143.06              |           |              |              |

| ACCOUNT NAME                              | ISSUE DATE | INTEREST RATE | ORIGINAL ISSUANCE | OUTSTANDING 6/30/2019 | ACCT BALANCE 6/30/2019 | LAST DEBT | PAYING AGENT | BOND COUNSEL |
|---|------------|---------------|-------------------|-----------------------|------------------------|-----------|--------------|--------------|
| Bradley PSD 05-A Sewer Refunding Revenue  | 01/14/05   | 0.000 - 0.000 | 6,192,677         | 3,560,789             | 19,738.73              | 09/36     | MBC - DEP    | G&G          |
| Bradley PSD 05-A Sewer Refunding Reserve  | 01/14/05   |               |                   |                       | 213,245.10             |           |              |              |
| Bradley PSD 17-A Sewer Refunding Revenue  | 06/08/17   | 2.400 - 3.500 | 2,640,000         | 2,395,000             | 74,421.43              | 03/33     | MBC - DTC    | S&J          |
| Bradley PSD 17-A Sewer Refunding Reserve  | 06/06/17   |               |                   |                       | 221,279.99             |           |              |              |
| Bradshaw 93-A Sewer Revenue               | 03/31/93   | 7.750 - 7.750 | 245,806           | 161,444               | 10,745.27              | 10/31     | MBC - BNY    | S&J          |
| Bradshaw 93-A Sewer Reserve               | 03/31/93   |               |                   |                       | 20,380.27              |           |              |              |
| Bradshaw 93-B Sewer Revenue               | 03/31/93   | 0.000 - 0.000 | 8,194             | 2,731                 | 185.94                 | 10/31     | MBC - BNY    | S&J          |
| Bradshaw 93-B Sewer Reserve               | 03/31/93   |               |                   |                       | 238.74                 |           |              |              |
| Branchland/Midkiff PSD 09-A Water Revenue | 06/24/09   | 0.000 - 0.000 | 4,100,000         | 3,174,180             | 9,488.32               | 06/49     | MBC - UNB    | S&J          |
| Branchland/Midkiff PSD 09-A Water Reserve | 06/24/09   |               |                   |                       | 109,891.88             |           |              |              |
| Branchland/Midkiff PSD 11-A Water Revenue | 12/22/11   | 0.000 - 0.000 | 1,247,000         | 1,052,648             | 2,894.20               | 12/51     | MBC - UNB    | S&J          |
| Branchland/Midkiff PSD 11-A Water Reserve | 12/22/11   |               |                   |                       | 33,643.46              |           |              |              |
| Branchland/Midkiff PSD 98 Water Revenue   | 07/29/98   | 0.000 - 0.000 | 1,280,000         | 627,613               | 2,952.65               | 06/38     | MBC - UNB    | G&G          |
| Branchland/Midkiff PSD 98 Water Reserve   | 07/29/98   |               |                   |                       | 34,307.22              |           |              |              |
| Braxton County Schools 16 Refunding GO    | 06/30/16   | 2.000 - 5.000 | 11,860,000        | 9,535,000             | 231,582.35             | 05/29     | MBC - DTC    | BR           |
| Braxton County Schools 16 Ref GO Sur Col  | 06/30/16   |               |                   |                       | 482,289.28             |           |              |              |
| Brooke County PSD 03-A Sewer Revenue      | 10/10/03   | 0.000 - 0.000 | 606,211           | 316,323               | 4,834.25               | 03/35     | MBC - DEP    | BR           |
| Brooke County PSD 03-A Sewer Reserve      | 10/10/03   |               |                   |                       | 29,071.68              |           |              |              |
| Brooke County PSD 10-A Sewer Revenue      | 03/18/10   | 0.000 - 0.000 | 2,517,800         | 2,037,415             | 5,951.59               | 03/50     | MBC - UNB    | S&J          |
| Brooke County PSD 10-A Sewer Reserve      | 03/18/10   |               |                   |                       | 50,186.82              |           |              |              |
| Brooke County PSD 15-A Sewer Revenue      | 06/02/15   | 1.000 - 1.000 | 1,000,000         | 927,629               | 3,507.39               | 12/46     | MBC - UNB    | S&J          |
| Brooke County PSD 15-A Sewer Reserve      | 06/02/15   |               |                   |                       | 10,201.15              |           |              |              |
| Brooke County PSD 18-A Sewer Revenue      | 09/20/18   | 0.750 - 0.750 | 2,695,000         | 1,626,026             | 0                      | 09/48     | MBC - DEP    | S&J          |
| Brooke County PSD 18-A Sewer Reserve      | 09/20/18   |               |                   |                       | 0                      |           |              |              |
| Brooke County PSD 97-B Sewer Revenue      | 12/09/97   | 0.000 - 0.000 | 2,163,971         | 1,039,830             | 10,737.49              | 12/37     | MBC - UNB    | JK           |
| Brooke County PSD 97-B Sewer Reserve      | 12/09/97   |               |                   |                       | 75,026.11              |           |              |              |
| Brooke County PSD 97-C Sewer Revenue      | 12/09/97   | 1.000 - 1.000 | 450,000           | 444,537               | 2,226.11               | 12/37     | MBC - UNB    | JK           |

| ACCOUNT NAME                                    | ISSUE DATE | INTEREST RATE | ORIGINAL ISSUANCE | OUTSTANDING 6/30/2019 | ACCT BALANCE 6/30/2019 | LAST DEBT | PAYING AGENT | BOND COUNSEL |
|---|------------|---------------|-------------------|-----------------------|------------------------|-----------|--------------|--------------|
| Brooke County PSD 97-C Sewer Reserve            | 12/09/97   |               |                   |                       | 26,657.11              |           |              |              |
| Brooke County PSD 03-A Water Revenue            | 10/10/03   | 0.000 - 0.000 | 764,000           | 475,051               | 2,033.91               | 09/43     | MBC - UNB    | BR           |
| Brooke County PSD 03-A Water Reserve            | 10/10/03   |               |                   |                       | 20,882.67              |           |              |              |
| Brooke County Schools 15 GO                     | 05/05/15   | 2.000 - 4.000 | 15,000,000        | 11,765,000            | 80,285.49              | 06/30     | MBC - DTC    | G&G          |
| Brooke County Schools 15 GO Surplus Collections | 05/05/15   |               |                   |                       | 439,872.64             |           |              |              |
| Brooke County Schools 83 GO Bank Fee            | 02/01/83   |               |                   |                       | 344.04                 |           |              |              |
| Buckhannon 09-A Sewer Refunding Revenue         | 04/23/09   | 4.230 - 4.230 | 2,004,608         | 941,614               | 29,457.14              | 10/25     | MBC-BBT GOV  | JK           |
| Buckhannon 86-B Sewer Revenue                   | 03/12/86   | 0.000 - 0.000 | 1,081,160         | 189,203               | 55,326.21              | 10/25     | MBC - BNY    | VLF          |
| Buckhannon 86-B Sewer Reserve                   | 03/12/86   |               |                   |                       | 53,626.04              |           |              |              |
| Buckhannon 16-A Water Revenue                   | 02/18/16   | 1.500 - 4.000 | 3,755,000         | 3,445,000             | 95,316.40              | 03/36     | MBC - DTC    | VLF          |
| Buckhannon 16-A Water Reserve                   | 02/18/16   |               |                   |                       | 281,156.82             |           |              |              |
| Buffalo Creek PSD 15-A Sewer Reserve            | 03/06/15   |               |                   |                       | 34,777.65              |           |              |              |
| Buffalo Creek PSD 15-B Sewer Reserve            | 03/06/15   |               |                   |                       | 8,091.78               |           |              |              |
| Buffalo Creek PSD 90-A Sewer Revenue            | 07/24/90   | 8.100 - 8.100 | 438,497           | 266,131               | 19,017.01              | 10/29     | MBC - BNY    | S&J          |
| Buffalo Creek PSD 90-A Sewer Reserve            | 07/24/90   |               |                   |                       | 37,461.00              |           |              |              |
| Buffalo Creek PSD 98-A Sewer Revenue            | 10/22/98   | 2.000 - 2.000 | 1,797,894         | 54,238                | 60,350.55              | 12/19     | MBC - DEP    | JK           |
| Buffalo 10-A Sewer Revenue                      | 11/09/10   | 0.000 - 0.000 | 440,312           | 369,947               | 829.56                 | 12/37     | MBC - UNB    | S&J          |
| Buffalo 10-A Sewer Reserve                      | 11/09/10   |               |                   |                       | 34,894.41              |           |              |              |
| Buffalo 90-A Sewer Revenue                      | 09/06/90   | 8.100 - 8.100 | 280,168           | 170,040               | 12,339.91              | 10/29     | MBC - BNY    | JK           |
| Buffalo 90-A Sewer Reserve                      | 09/06/90   |               |                   |                       | 24,211.52              |           |              |              |
| Buffalo 90-B Sewer Revenue                      | 09/06/90   | 0.000 - 0.000 | 12,652            | 3,662                 | 407.85                 | 10/29     | MBC - BNY    | JK           |
| Buffalo 90-B Sewer Reserve                      | 09/06/90   |               |                   |                       | 534.62                 |           |              |              |
| Buffalo 90-C Sewer Reserve                      | 09/06/90   |               |                   |                       | 26,827.34              |           |              |              |
| Buffalo 97-B Lot 2 Sewer Revenue                | 12/04/97   | 0.000 - 0.000 | 768,395           | 366,846               | 3,542.53               | 12/37     | MBC - UNB    | S&J          |
| Buffalo 97-B Sewer Revenue                      | 12/04/97   | 0.000 - 0.000 | 1,263,797         | 603,361               | 3,878.43               | 12/37     | MBC - UNB    | S&J          |
| Buffalo 97-B Sewer Reserve                      | 12/04/97   |               |                   |                       | 56,363.69              |           |              |              |
| Buffalo 97-C Sewer Revenue                      | 12/04/97   | 0.000 - 0.000 | 600,000           | 592,000               | 5,014.49               | 12/37     | MBC - UNB    | S&J          |

| ACCOUNT NAME                                  | ISSUE DATE | INTEREST RATE | ORIGINAL ISSUANCE | OUTSTANDING 6/30/2019 | ACCT BALANCE 6/30/2019 | LAST DEBT | PAYING AGENT | BOND COUNSEL |
|---|------------|---------------|-------------------|-----------------------|------------------------|-----------|--------------|--------------|
| Buffalo 97-C Sewer Reserve                    | 12/04/97   |               |                   |                       | 33,110.66              |           |              |              |
| Burnsville 15-A Water Revenue                 | 11/20/15   | 1.000 - 1.000 | 2,410,063         | 2,264,630             | 7,719.76               | 09/55     | MBC - UNB    | S&J          |
| Burnsville 15-A Water Reserve                 | 11/20/15   |               |                   |                       | 16,119.63              |           |              |              |
| Cabell County Schools 15 Refunding GO         | 10/06/15   | 2.000 - 5.000 | 29,120,000        | 10,340,000            | 666,874.42             | 05/21     | MBC - DTC    | S&J          |
| Cabell County Schools 15 Refunding GO Sur Col | 10/06/15   |               |                   |                       | 2,762,312.05           |           |              |              |
| Cairo 94 Sewer Reserve                        | 01/04/95   |               |                   |                       | 13,943.03              |           |              |              |
| Calhoun County Schools 11 GO                  | 07/21/11   | 3.250 - 4.200 | 3,560,000         | 2,555,000             | 267,462.56             | 06/31     | MBC - DTC    | G&G          |
| Camden-on-Gauley 97-B Sewer Revenue           | 08/28/97   | 0.000 - 0.000 | 555,400           | 257,992               | 2,456.03               | 06/37     | MBC - UNB    | JK           |
| Camden-on-Gauley 97-B Sewer Reserve           | 08/28/97   |               |                   |                       | 14,797.27              |           |              |              |
| Camden-on-Gauley 13-A Water Revenue           | 05/24/13   | 0.000 - 0.000 | 880,500           | 733,740               | 3,035.27               | 06/44     | MBC - BPH    | S&J          |
| Camden-on-Gauley 13-A Water Reserve           | 05/24/13   |               |                   |                       | 49,007.10              |           |              |              |
| Cameron 00-A Sewer Revenue                    | 07/13/00   | 0.000 - 0.000 | 2,530,188         | 1,398,260             | 11,251.53              | 06/40     | MBC - UNB    | S&J          |
| Cameron 00-A Sewer Reserve                    | 07/13/00   |               |                   |                       | 68,975.59              |           |              |              |
| Canaan Valley PSD 10-A Sewer Revenue          | 01/22/10   | 0.000 - 0.000 | 2,965,216         | 2,379,976             | 6,856.52               | 12/49     | MBC - DEP    | S&J          |
| Canaan Valley PSD 10-A Sewer Reserve          | 01/22/10   |               |                   |                       | 61,148.61              |           |              |              |
| Capon Bridge 13-A Water Revenue               | 10/02/13   | 0.000 - 0.000 | 1,989,000         | 1,723,800             | 6,874.27               | 06/45     | MBC - BPH    | S&J          |
| Capon Bridge 13-A Water Reserve               | 10/02/13   |               |                   |                       | 152,230.73             |           |              |              |
| Carpendale 91-A Sewer Revenue                 | 10/10/91   | 7.750 - 7.750 | 968,298           | 635,974               | 48,495.40              | 10/31     | MBC - BNY    | S&J          |
| Carpendale 91-A Sewer Reserve                 | 10/10/91   |               |                   |                       | 80,282.93              |           |              |              |
| Carpendale 91-B Sewer Revenue                 | 10/10/91   | 0.000 - 0.000 | 32,277            | 10,759                | 931.3                  | 10/31     | MBC - BNY    | S&J          |
| Carpendale 91-B Sewer Reserve                 | 10/10/91   |               |                   |                       | 987.9                  |           |              |              |
| Carpendale 94 Water Revenue                   | 04/22/94   | 6.750 - 6.750 | 801,000           | 542,804               | 35,749.95              | 10/33     | MBC - BNY    | S&J          |
| Carpendale 94 Water Reserve                   | 04/22/94   |               |                   |                       | 59,339.42              |           |              |              |
| Cedar Grove 02 Sewer Revenue                  | 07/31/02   | 0.000 - 0.000 | 1,500,000         | 700,000               | 9,082.10               | 06/33     | MBC - DEP    | S&J          |
| Cedar Grove 02 Sewer Reserve                  | 07/31/02   |               |                   |                       | 50,924.05              |           |              |              |
| Cedar Grove 94 Sewer Revenue                  | 09/02/94   | 6.750 - 6.750 | 222,000           | 151,308               | 8,657.12               | 10/33     | MBC - BNY    | JK           |
| Cedar Grove 94 Sewer Reserve                  | 09/02/94   |               |                   |                       | 16,540.43              |           |              |              |

| ACCOUNT NAME                                   | ISSUE DATE | INTEREST RATE | ORIGINAL ISSUANCE | OUTSTANDING 6/30/2019 | ACCT BALANCE 6/30/2019 | LAST DEBT | PAYING AGENT | BOND COUNSEL |
|--|------------|---------------|-------------------|-----------------------|------------------------|-----------|--------------|--------------|
| Cedar Grove 81 (Series 79) Water Revenue       | 04/01/81   | 5.000 - 5.000 | 535,000           | 59,218                | 12,213.30              | 04/21     | GMAC-CPLT1   | JK           |
| Cedar Grove 81 (Series 79) Water Reserve       | 04/01/81   |               |                   |                       | 31,953.25              |           |              |              |
| Cedar Grove 81 (Series 79) Water R&R           | 04/01/81   |               |                   |                       | 1,709.32               |           |              |              |
| Center PSD 05-A Sewer Revenue                  | 08/30/05   | 0.000 - 0.000 | 197,500           | 131,666               | 423.27                 | 06/45     | MBC - UNB    | S&J          |
| Center PSD 05-A Sewer Reserve                  | 08/30/05   |               |                   |                       | 5,064.00               |           |              |              |
| Center PSD 89-A Sewer Revenue                  | 11/22/89   | 8.400 - 8.400 | 1,415,213         | 869,878               | 56,664.27              | 10/29     | MBC - BNY    | S&J          |
| Center PSD 89-A Sewer Reserve                  | 11/22/89   |               |                   |                       | 124,225.00             |           |              |              |
| Center PSD 89-B Sewer Revenue                  | 11/22/89   | 0.000 - 0.000 | 209,787           | 59,171                | 4,034.36               | 10/29     | MBC - BNY    | S&J          |
| Center PSD 89-B Sewer Reserve                  | 11/22/89   |               |                   |                       | 5,380.00               |           |              |              |
| Central Boaz PSD 17-A Sewer Revenue            | 08/08/17   | 0.250 - 0.250 | 2,995,000         | 2,955,261             | 7,231.84               | 06/57     | MBC - DEP    | BR           |
| Central Boaz PSD 17-A Sewer Reserve            | 08/08/17   |               |                   |                       | 2,745.64               |           |              |              |
| Central Boaz PSD 88-A Sewer Revenue            | 05/19/88   | 9.000 - 9.000 | 692,181           | 358,354               | 33,001.58              | 10/26     | MBC - BNY    | BR           |
| Central Boaz PSD 88-A Sewer Reserve            | 05/19/88   |               |                   |                       | 65,497.89              |           |              |              |
| Central Boaz PSD 88-B Sewer Revenue            | 05/19/88   | 0.000 - 0.000 | 248,215           | 52,256                | 4,993.69               | 10/26     | MBC - BNY    | BR           |
| Central Boaz PSD 88-B Sewer Reserve            | 05/19/88   |               |                   |                       | 6,772.40               |           |              |              |
| Central Boaz PSD 12-A Water Reserve            | 06/27/12   |               |                   |                       | 33,731.59              |           |              |              |
| Central Boaz PSD 12-B Water Reserve            | 06/27/12   |               |                   |                       | 2,891.23               |           |              |              |
| Central Hampshire PSD 05-A Sewer Revenue       | 03/11/05   | 0.000 - 0.000 | 1,725,000         | 1,725,000             | 0                      | 03/39     | MBC - UNB    | S&J          |
| Central Hampshire PSD 05-A Sewer Reserve       | 03/11/05   |               |                   |                       | 0                      |           |              |              |
| Central Hampshire PSD 05-B Sewer Revenue       | 03/11/05   | 0.000 - 0.000 | 1,599,500         | 1,319,688             | 2,685.36               | 03/39     | MBC - UNB    | S&J          |
| Central Hampshire PSD 05-B Sewer Reserve       | 03/11/05   |               |                   |                       | 25,595.00              |           |              |              |
| Central Hampshire PSD 05-C Sewer Revenue       | 03/11/05   | 0.000 - 0.000 | 220,203           | 146,328               | 670.01                 | 03/45     | MBC - UNB    | S&J          |
| Central Hampshire PSD 05-C Sewer Reserve       | 03/11/05   |               |                   |                       | 5,683.00               |           |              |              |
| Central Hampshire PSD 99-A Sewer Revenue       | 04/27/99   | 0.000 - 0.000 | 2,836,000         | 177,250               | 17,912.50              | 09/20     | MBC - DEP    | S&J          |
| Central Hampshire PSD 99-A Sewer Reserve (R)*  | 04/27/99   |               |                   |                       | 141,800.00             |           |              |              |
| Central Hampshire PSD 06-A Water Reserve       | 06/30/06   |               |                   |                       | 95,535.45              |           |              |              |
| Central Hampshire PSD (GSV) 06-B Water Reserve | 06/30/06   |               |                   |                       | 32,363.12              |           |              |              |

| ACCOUNT NAME                                   | ISSUE DATE | INTEREST RATE | ORIGINAL ISSUANCE | OUTSTANDING 6/30/2019 | ACCT BALANCE 6/30/2019 | LAST DEBT | PAYING AGENT | BOND COUNSEL |
|--|------------|---------------|-------------------|-----------------------|------------------------|-----------|--------------|--------------|
| Central Hampshire PSD (GSV) 06-A Water Reserve | 06/29/06   |               |                   |                       | 34,722.78              |           |              |              |
| Century-Volga PSD 03-A Water Reserve           | 06/13/03   |               |                   |                       | 15,631.10              |           |              |              |
| Century-Volga PSD 09-A Water Revenue           | 12/22/09   | 0.000 - 0.000 | 700,000           | 554,528               | 3,169.53               | 12/49     | MBC - UNB    | S&J          |
| Century-Volga PSD 09-A Water Reserve           | 12/22/09   |               |                   |                       | 18,963.14              |           |              |              |
| Ceredo 11-A Sewer Revenue                      | 03/02/11   | 0.000 - 0.000 | 534,900           | 435,459               | 2,468.66               | 03/51     | MBC - DEP    | S&J          |
| Ceredo 11-A Sewer Reserve                      | 03/02/11   |               |                   |                       | 11,697.78              |           |              |              |
| Ceredo 91-A Sewer Revenue                      | 07/10/91   | 8.100 - 8.100 | 618,069           | 375,120               | 32,492.75              | 10/29     | MBC - BNY    | JK           |
| Ceredo 91-A Sewer Reserve                      | 07/10/91   |               |                   |                       | 53,413.13              |           |              |              |
| Ceredo 91-B Sewer Revenue                      | 07/10/91   | 0.000 - 0.000 | 27,906            | 8,078                 | 1,947.04               | 10/29     | MBC - BNY    | JK           |
| Ceredo 91-B Sewer Reserve                      | 07/10/91   |               |                   |                       | 911.7                  |           |              |              |
| Ceredo 07-A Water Revenue                      | 06/14/07   | 0.000 - 0.000 | 2,700,000         | 1,777,500             | 18,261.38              | 03/39     | MBC - BPH    | S&J          |
| Ceredo 07-A Water Reserve                      | 06/14/07   |               |                   |                       | 93,500.25              |           |              |              |
| Chapmanville 13-A Water & Sewer Revenue        | 12/12/13   | 0.000 - 0.000 | 400,000           | 353,833               | 1,018.35               | 12/53     | MBC - DEP    | JK           |
| Chapmanville 13-A Water & Sewer Reserve        | 12/12/13   |               |                   |                       | 4,839.74               |           |              |              |
| Chapmanville 14-A Water & Sewer Revenue        | 05/22/14   | 0.500 - 0.500 | 1,505,000         | 1,340,817             | 5,217.60               | 12/45     | MBC - BPH    | JK           |
| Chapmanville 14-A Water & Sewer Reserve        | 05/22/14   |               |                   |                       | 19,884.06              |           |              |              |
| Chapmanville 18-A Water & Sewer Revenue        | 05/31/18   | 0.500 - 0.500 | 984,000           | 596,634               | 3,163.47               | 06/49     | MBC - BPH    | JK           |
| Chapmanville 18-A Water & Sewer Reserve        | 05/31/18   |               |                   |                       | 294.53                 |           |              |              |
| Chapmanville 86-B Water & Sewer Revenue        | 03/25/86   | 0.000 - 0.000 | 99,740            | 17,455                | 6,007.33               | 10/25     | MBC - BNY    | JK           |
| Chapmanville 86-B Water & Sewer Reserve        | 03/25/86   |               |                   |                       | 3,933.09               |           |              |              |
| Chapmanville 99-A Water & Sewer Revenue        | 08/24/99   | 0.000 - 0.000 | 140,000           | 7,000                 | 844.31                 | 06/20     | MBC - DEP    | JK           |
| Chapmanville 99-A Water & Sewer Reserve        | 08/24/99   |               |                   |                       | 7,873.01               |           |              |              |
| Charles Town 00-A Water & Sewer Revenue        | 06/22/00   | 2.000 - 2.000 | 3,163,781         | 467,839               | 18,981.82              | 12/21     | MBC - DEP    | S&J          |
| Charles Town 00-A Water & Sewer Reserve        | 06/22/00   |               |                   |                       | 193,070.67             |           |              |              |
| Charles Town 02-A Water & Sewer Revenue        | 08/22/02   | 5.800 - 5.800 | 1,100,000         | 871,564               | 30,392.91              | 10/39     | MBC - BNY    | S&J          |
| Charles Town 02-A Water & Sewer Reserve        | 08/22/02   |               |                   |                       | 73,133.19              |           |              |              |
| Charles Town 02-B Water & Sewer Revenue        | 08/22/02   | 0.000 - 0.000 | 3,600,000         | 2,150,649             | 8,471.25               | 06/42     | MBC - UNB    | S&J          |



| ACCOUNT NAME                                      | ISSUE DATE | INTEREST RATE | ORIGINAL ISSUANCE | OUTSTANDING 6/30/2019 | ACCT BALANCE 6/30/2019 | LAST DEBT | PAYING AGENT | BOND COUNSEL |
|---|------------|---------------|-------------------|-----------------------|------------------------|-----------|--------------|--------------|
| Charles Town 02-B Water & Sewer Reserve           | 08/22/02   |               |                   |                       | 93,877.38              |           |              |              |
| Charles Town 10-A Water & Sewer Revenue           | 01/13/10   | 2.000 - 2.000 | 912,458           | 579,533               | 5,026.29               | 03/31     | MBC - BPH    | S&J          |
| Charles Town 10-A Water & Sewer Reserve           | 01/13/10   |               |                   |                       | 55,684.50              |           |              |              |
| Charles Town 10-B Water & Sewer Revenue           | 01/13/10   | 2.000 - 2.000 | 100,000           | 63,513                | 550.48                 | 03/31     | MBC - BPH    | S&J          |
| Charles Town 10-B Water & Sewer Reserve           | 01/13/10   |               |                   |                       | 6,103.73               |           |              |              |
| Charles Town 10-C Water & Sewer Revenue           | 12/02/10   | 0.000 - 0.000 | 1,250,000         | 916,656               | 4,060.30               | 06/41     | MBC - DEP    | S&J          |
| Charles Town 10-C Water & Sewer Reserve           | 12/02/10   |               |                   |                       | 41,830.24              |           |              |              |
| Charles Town 10-D Water & Sewer Revenue           | 12/02/10   | 0.000 - 0.000 | 500,000           | 366,656               | 1,624.60               | 06/41     | MBC - DEP    | S&J          |
| Charles Town 10-D Water & Sewer Reserve           | 12/02/10   |               |                   |                       | 16,733.06              |           |              |              |
| Charles Town 11-A Water & Sewer Revenue           | 07/22/11   | 0.000 - 0.000 | 13,147,192        | 5,508,203             | 24,122.02              | 06/41     | MBC - DEP    | S&J          |
| Charles Town 11-A Water & Sewer Reserve           | 07/22/11   |               |                   |                       | 164,476.75             |           |              |              |
| Charles Town 13-A Water & Sewer Revenue           | 06/27/13   | 0.500 - 0.500 | 591,977           | 504,057               | 2,917.80               | 09/44     | MBC - DEP    | S&J          |
| Charles Town 13-A Water & Sewer Reserve           | 06/27/13   |               |                   |                       | 21,344.59              |           |              |              |
| Charles Town 13-B Water & Sewer Revenue           | 10/01/13   | 3.000 - 5.300 | 2,970,000         | 2,690,000             | 82,232.60              | 10/43     | MBC - DTC    | S&J          |
| Charles Town 13-B Water & Sewer Reserve           | 10/01/13   |               |                   |                       | 195,209.49             |           |              |              |
| Charles Town 14-A Water & Sewer Revenue           | 06/18/14   | 0.500 - 0.500 | 4,058,900         | 3,647,993             | 22,138.15              | 03/46     | MBC - DEP    | S&J          |
| Charles Town 14-A Water & Sewer Reserve           | 06/18/14   |               |                   |                       | 49,841.52              |           |              |              |
| Charles Town 14-C Water & Sewer Revenue           | 10/31/14   | 2.500 - 4.750 | 820,000           | 685,000               | 27,486.96              | 12/32     | MBC - DTC    | S&J          |
| Charles Town 14-C Water & Sewer Reserve           | 10/31/14   |               |                   |                       | 69,813.31              |           |              |              |
| Charles Town 14-D Water & Sewer Revenue           | 10/31/14   | 3.000 - 5.000 | 1,445,000         | 1,040,000             | 16,339.11              | 06/28     | MBC - DTC    | S&J          |
| Charles Town 14-D Water & Sewer Reserve           | 10/31/14   |               |                   |                       | 145,064.01             |           |              |              |
| Charles Town 14-E Water & Sewer Revenue           | 10/31/14   | 1.500 - 3.400 | 1,425,000         | 920,000               | 16,975.05              | 06/26     | MBC - DTC    | S&J          |
| Charles Town 14-E Water & Sewer Reserve           | 10/31/14   |               |                   |                       | 143,056.21             |           |              |              |
| Charles Town 15-A Water & Sewer Refunding Revenue | 11/19/15   | 1.500 - 3.500 | 2,750,000         | 2,345,000             | 96,252.58              | 12/32     | MBC - DTC    | S&J          |
| Charles Town 15-B Water & Sewer Refunding Revenue | 11/19/15   | 1.500 - 4.000 | 4,355,000         | 3,410,000             | 284,496.26             | 10/28     | MBC - DTC    | S&J          |
| Charles Town 15-B Water & Sewer Refunding Reserve | 11/19/15   |               |                   |                       | 0                      |           | SB           | 10/01/2028   |
| Charles Town 16-A Water & Sewer Revenue           | 03/17/16   | 1.600 - 4.500 | 7,695,000         | 7,230,000             | 150,607.90             | 03/46     | MBC - DTC    | S&J          |

| ACCOUNT NAME  | ISSUE DATE | INTEREST RATE | ORIGINAL ISSUANCE | OUTSTANDING 6/30/2019 | ACCT BALANCE 6/30/2019 | LAST DEBT | PAYING AGENT | BOND COUNSEL |
|---|------------|---------------|-------------------|-----------------------|------------------------|-----------|--------------|--------------|
| Charles Town 16-A Water & Sewer Reserve             | 03/17/16   |               |                   |                       | 0                      |           | SB           | 03/01/2046   |
| Charles Town 16-B Water & Sewer Revenue             | 08/18/16   | 1.500 - 4.000 | 3,895,000         | 3,895,000             | 14,053.03              | 06/46     | MBC - DTC    | S&J          |
| Charles Town 16-B Water & Sewer Reserve             | 08/18/16   |               |                   |                       | 0                      |           | SB           | 06/01/2046   |
| Charles Town 18-A3 (JEP 98-C) Water & Sewer Revenue | 12/27/18   | 1.000 - 1.000 | 662,039           | 662,039               | 3,198.25               | 06/38     | MBC - UNB    | S&J          |
| Charles Town 18-A3 (JEP 98-C) Water & Sewer Res     | 12/27/18   |               |                   |                       | 38,316.90              |           |              |              |
| Charles Town 18-A4 (JEP 99-A) Water & Sewer Revenue | 12/27/18   | 0.000 - 0.000 | 378,363           | 135,579               | 2,961.88               | 03/30     | MBC - DEP    | S&J          |
| Charles Town 18-A4 (JEP 99-A) Water & Sewer Res     | 12/27/18   |               |                   |                       | 12,636.81              |           |              |              |
| Charles Town 18-A5 (JEP 00-A) Water & Sewer Revenue | 12/27/18   | 0.000 - 0.000 | 1,154,889         | 481,200               | 8,123.71               | 12/31     | MBC - DEP    | S&J          |
| Charles Town 18-A5 (JEP 00-A) Water & Sewer Res     | 12/27/18   |               |                   |                       | 38,571.73              |           |              |              |
| Charles Town 18-A6 (JEP 08-A) Water & Sewer Revenue | 12/27/18   | 0.000 - 0.000 | 2,005,000         | 1,303,224             | 6,450.70               | 12/38     | MBC - DEP    | S&J          |
| Charles Town 18-A6 (JEP 08-A) Water & Sewer Res     | 12/27/18   |               |                   |                       | 66,967.48              |           |              |              |
| Charles Town 18-A7 (JEP 14-A) Water & Sewer Revenue | 12/27/18   | 0.500 - 0.500 | 985,350           | 870,106               | 3,414.59               | 09/45     | MBC - BPH    | S&J          |
| Charles Town 18-A7 (JEP 14-A) Water & Sewer Res     | 12/27/18   |               |                   |                       | 13,936.36              |           |              |              |
| Charles Town 18-A (JEP 88-B) Water & Sewer Revenue  | 12/27/18   | 0.000 - 0.000 | 425,767           | 109,174               | 11,322.87              | 10/28     | MBC - BNY    | S&J          |
| Charles Town 18-A (JEP 88-B) Water & Sewer Reserve  | 12/27/18   |               |                   |                       | 11,207.51              |           |              |              |
| Charles Town 18-B Water & Sewer Revenue             | 12/27/18   | 2.250 - 3.500 | 3,065,000         | 3,065,000             | 26,707.93              | 06/33     | MBC - DTC    | S&J          |
| Charles Town 18-B Water & Sewer Reserve             | 12/27/18   |               |                   |                       | 0                      |           | SB           | 06/01/2033   |
| Charles Town 87-B Water & Sewer Revenue             | 11/18/87   | 0.000 - 0.000 | 413,629           | 87,080                | 8,493.65               | 10/26     | MBC - BNY    | S&J          |
| Charles Town 87-B Water & Sewer Reserve             | 11/18/87   |               |                   |                       | 10,929.12              |           |              |              |
| Charles Town 88-B (B2) Water & Sewer Revenue        | 05/20/88   | 0.000 - 0.000 | 558,000           | 143,068               | 11,118.83              | 10/28     | MBC - BNY    | S&J          |
| Charles Town 88-B (B2) Water & Sewer Reserve        | 05/20/88   |               |                   |                       | 14,364.68              |           |              |              |
| Charles Town 88-B (B1) Water & Sewer Revenue        | 05/04/88   | 0.000 - 0.000 | 295,916           | 75,864                | 5,923.26               | 10/28     | MBC - BNY    | S&J          |
| Charles Town 88-B (B1) Water & Sewer Reserve        | 05/04/88   |               |                   |                       | 7,618.05               |           |              |              |
| Charles Town 89-B Water & Sewer Revenue             | 04/13/89   | 0.000 - 0.000 | 117,480           | 33,135                | 2,327.02               | 10/29     | MBC - BNY    | S&J          |
| Charles Town 89-B Water & Sewer Reserve             | 04/13/89   |               |                   |                       | 3,024.93               |           |              |              |
| Charles Town 98 Water & Sewer Design Revenue        | 09/29/98   | 2.000 - 2.000 | 437,601           | 6,617                 | 7,282.28               | 09/19     | MBC - DEP    | S&J          |
| Charleston 01-B Sewer Revenue                       | 05/22/01   | 7.850 - 7.850 | 823,741           | 523,506               | 47,455.98              | 10/29     | MBC - BNY    | JK           |

| ACCOUNT NAME                   | ISSUE DATE | INTEREST RATE | ORIGINAL ISSUANCE | OUTSTANDING 6/30/2019 | ACCT BALANCE 6/30/2019 | LAST DEBT | PAYING AGENT | BOND COUNSEL |
|--------------------------------|------------|---------------|-------------------|-----------------------|------------------------|-----------|--------------|--------------|
| Charleston 01-B Sewer Reserve  | 05/22/01   |               |                   |                       | 73,356.32              |           |              |              |
| Charleston 01-C Sewer Revenue  | 05/22/01   | 0.000 - 0.000 | 30,491            | 11,566                | 1,198.45               | 10/29     | MBC - BNY    | JK           |
| Charleston 01-C Sewer Reserve  | 05/22/01   |               |                   |                       | 1,394.44               |           |              |              |
| Charleston 04-A Sewer Revenue  | 03/23/04   | 2.000 - 2.000 | 9,835,120         | 3,372,351             | 113,624.78             | 06/25     | MBC - DEP    | JK           |
| Charleston 04-A Sewer Reserve  | 03/23/04   |               |                   |                       | 602,435.94             |           |              |              |
| Charleston 05-A Sewer Revenue  | 05/05/05   | 5.050 - 5.050 | 36,617,310        | 30,854,635            | 958,256.44             | 10/44     | MBC - BNY    | JK           |
| Charleston 05-A Sewer Reserve  | 05/05/05   |               |                   |                       | 2,173,977.57           |           |              |              |
| Charleston 05-B1 Sewer Revenue | 05/05/05   | 2.000 - 2.000 | 1,822,690         | 1,363,229             | 41,098.04              | 10/44     | MBC-BBT/WDA  | JK           |
| Charleston 08-A Sewer Revenue  | 06/26/08   | 2.000 - 2.000 | 9,000,000         | 5,280,173             | 57,740.94              | 03/30     | MBC - DEP    | JK           |
| Charleston 08-A Sewer Reserve  | 06/26/08   |               |                   |                       | 551,281.30             |           |              |              |
| Charleston 11-A Sewer Revenue  | 12/13/11   | 2.000 - 2.000 | 25,877,009        | 19,462,252            | 158,246.40             | 09/33     | MBC - DEP    | JK           |
| Charleston 11-A Sewer Reserve  | 12/13/11   |               |                   |                       | 1,585,059.32           |           |              |              |
| Charleston 13-A Sewer Revenue  | 03/27/13   | 0.000 - 0.000 | 9,799,296         | 6,895,957             | 54,736.41              | 06/31     | MBC - DEP    | JK           |
| Charleston 13-A Sewer Reserve  | 03/27/13   |               |                   |                       | 603,349.88             |           |              |              |
| Charleston 16-A Sewer Revenue  | 09/22/16   | 1.550 - 4.000 | 13,145,000        | 12,255,000            | 744,514.91             | 07/36     | MBC - DTC    | JK           |
| Charleston 16-A Sewer Reserve  | 09/22/16   |               |                   |                       | 0                      |           | SB           | 07/01/2036   |
| Charleston 89-A Sewer Revenue  | 03/21/89   | 8.400 - 8.400 | 1,912,194         | 1,175,353             | 107,233.98             | 10/29     | MBC - BNY    | JK           |
| Charleston 89-A Sewer Reserve  | 03/21/89   |               |                   |                       | 169,133.98             |           |              |              |
| Charleston 89-B Sewer Revenue  | 03/21/89   | 0.000 - 0.000 | 283,458           | 79,950                | 7,752.23               | 10/29     | MBC - BNY    | JK           |
| Charleston 89-B Sewer Reserve  | 03/21/89   |               |                   |                       | 7,624.13               |           |              |              |
| Charleston 89-C Sewer Revenue  | 11/21/89   | 8.400 - 8.400 | 829,856           | 510,081               | 46,637.95              | 10/29     | MBC - BNY    | JK           |
| Charleston 89-C Sewer Reserve  | 11/21/89   |               |                   |                       | 73,400.65              |           |              |              |
| Charleston 89-D Sewer Revenue  | 11/21/89   | 0.000 - 0.000 | 123,015           | 34,697                | 3,379.92               | 10/29     | MBC - BNY    | JK           |
| Charleston 89-D Sewer Reserve  | 11/21/89   |               |                   |                       | 4,350.68               |           |              |              |
| Charleston 99-A Sewer Revenue  | 06/22/99   | 8.380 - 8.380 | 686,229           | 363,994               | 44,809.89              | 10/26     | MBC - BNY    | JK           |
| Charleston 99-A Sewer Reserve  | 06/22/99   |               |                   |                       | 64,751.95              |           |              |              |
| Charleston 99-B Sewer Revenue  | 06/22/99   | 0.000 - 0.000 | 132,072           | 37,736                | 38,024.82              | 10/26     | MBC - BNY    | JK           |

| ACCOUNT NAME  | ISSUE DATE | INTEREST RATE | ORIGINAL ISSUANCE | OUTSTANDING 6/30/2019 | ACCT BALANCE 6/30/2019 | LAST DEBT | PAYING AGENT | BOND COUNSEL |
|---|------------|---------------|-------------------|-----------------------|------------------------|-----------|--------------|--------------|
| Chas-Kanawha County Reg Devel Auth 00-A Water Revenue | 01/27/00   | 4.350 - 6.375 | 8,705,000         | 6,715,000             | 151,305.37             | 06/39     | MBC - BNY    | VLF          |
| Chas-Kanawha County Reg Devel Auth 05-A Water Res     | 06/28/05   |               |                   |                       | 37,455.45              |           |              |              |
| Chas-Kanawha County Reg Devel Auth 09-A Water Res     | 04/16/09   |               |                   |                       | 23,657.23              |           |              |              |
| Chas-Kanawha County Reg Devel Auth 09-B Water Revenue | 06/29/09   | 0.000 - 0.000 | 167,300           | 110,443               | 1,031.12               | 12/48     | MBC - UNB    | S&J          |
| Chas-Kanawha County Reg Devel Auth 09-B Water Res     | 06/29/09   |               |                   |                       | 0                      |           | LOC          | 12/01/2048   |
| Charleston 09-A Civic Center Imp Revenue              | 12/17/09   | 3.000 - 4.400 | 3,275,000         | 1,565,000             | 144,663.83             | 12/24     | MBC - DTC    | JK           |
| Charleston 98 Civic Center Imp Revenue                | 09/01/98   | 4.600 - 5.100 | 3,635,000         | 1,110,000             | 211,743.97             | 09/23     | MBC - DTC    | G&G          |
| Chester 18 Water & Sewer Revenue                      | 02/23/18   | 3.780 - 3.780 | 1,425,000         | 1,047,078             | 38,854.49              | 03/33     | WESBK-WHEEL  | JK           |
| Chester 18 Water & Sewer Reserve                      | 02/23/18   |               |                   |                       | 131,350.31             |           |              |              |
| Chester 88-A Water & Sewer Revenue                    | 07/06/88   | 9.000 - 9.000 | 1,133,851         | 678,448               | 50,274.81              | 10/28     | MBC - BNY    | S&J          |
| Chester 88-A Water & Sewer Reserve                    | 07/06/88   |               |                   |                       | 106,947.63             |           |              |              |
| Chester 88-B Water & Sewer Revenue                    | 07/06/88   | 0.000 - 0.000 | 283,463           | 72,691                | 5,677.43               | 10/28     | MBC - BNY    | S&J          |
| Chester 88-B Water & Sewer Reserve                    | 07/06/88   |               |                   |                       | 7,545.98               |           |              |              |
| Chestnut Ridge PSD 14-A Water Revenue                 | 08/12/14   | 0.000 - 0.000 | 1,075,000         | 983,649               | 2,528.86               | 06/31     | MBC - UNB    | S&J          |
| Chestnut Ridge PSD 14-A Water Reserve                 | 08/12/14   |               |                   |                       | 9,609.54               |           |              |              |
| Chestnut Ridge PSD 95 Water Revenue                   | 10/10/95   | 6.750 - 6.750 | 185,000           | 126,108               | 8,323.69               | 10/33     | MBC - BNY    | S&J          |
| Chestnut Ridge PSD 95 Water Reserve                   | 10/10/95   |               |                   |                       | 13,787.21              |           |              |              |
| Clarksburg 09-A Sewer Revenue                         | 07/08/09   | 0.000 - 0.000 | 1,000,000         | 550,000               | 9,318.14               | 06/30     | MBC - DEP    | S&J          |
| Clarksburg 09-A Sewer Reserve                         | 07/08/09   |               |                   |                       | 52,164.29              |           |              |              |
| Clarksburg 14-A Sewer Revenue                         | 01/09/14   | 0.500 - 0.500 | 12,000,000        | 10,596,514            | 51,148.97              | 09/45     | MBC - DEP    | S&J          |
| Clarksburg 14-A Sewer Reserve                         | 01/09/14   |               |                   |                       | 169,938.12             |           |              |              |
| Clarksburg 01-A Water Revenue                         | 04/23/01   | 2.000 - 2.000 | 2,383,850         | 386,799               | 28,856.97              | 03/22     | MBC - BPH    | S&J          |
| Clarksburg 01-A Water Reserve                         | 04/23/01   |               |                   |                       | 146,590.39             |           |              |              |
| Clarksburg 04-A Water Revenue                         | 09/28/04   | 5.000 - 5.000 | 1,885,764         | 768,352               | 111,598.32             | 10/24     | MBC - BNY    | S&J          |
| Clarksburg 04-A Water Reserve                         | 09/28/04   |               |                   |                       | 153,134.80             |           |              |              |
| Clarksburg 13-A Water Refunding Revenue               | 04/26/13   | 1.000 - 2.200 | 9,220,000         | 925,000               | 911,866.77             | 09/19     | MBC - DTC    | S&J          |
| Clarksburg 13-A Water Refunding Reserve               | 04/26/13   |               |                   |                       | 932,689.17             |           |              |              |

| ACCOUNT NAME                            | ISSUE DATE | INTEREST RATE | ORIGINAL ISSUANCE | OUTSTANDING 6/30/2019 | ACCT BALANCE 6/30/2019 | LAST DEBT | PAYING AGENT | BOND COUNSEL |
|---|------------|---------------|-------------------|-----------------------|------------------------|-----------|--------------|--------------|
| Clarksburg 14-A Water Revenue           | 11/06/14   | 1.500 - 4.500 | 3,965,000         | 3,245,000             | 63,805.84              | 06/34     | MBC - DTC    | S&J          |
| Clarksburg 14-A Water Reserve           | 11/06/14   |               |                   |                       | 295,465.95             |           |              |              |
| Clay County PSD 05-A Water Reserve      | 12/19/05   |               |                   |                       | 33,504.79              |           |              |              |
| Clay County PSD 17-A Water Revenue      | 09/20/17   | 1.000 - 1.000 | 740,000           | 446,287               | 2,719.68               | 09/57     | MBC - UNB    | S&J          |
| Clay County PSD 17-A Water Reserve      | 09/20/17   |               |                   |                       | 774.99                 |           |              |              |
| Clay County PSD 94-B Water Revenue      | 10/21/94   | 6.750 - 6.750 | 333,000           | 226,961               | 13,514.46              | 10/33     | MBC - BNY    | JK           |
| Clay County PSD 94-B Water Reserve      | 10/21/94   |               |                   |                       | 24,812.10              |           |              |              |
| Clay 09-A Water & Sewer Reserve         | 10/16/09   |               |                   |                       | 36,472.28              |           |              |              |
| Clay 09-B Water & Sewer Revenue         | 10/16/09   | 0.000 - 0.000 | 550,000           | 432,124               | 2,481.09               | 09/49     | MBC - UNB    | G&G          |
| Clay 09-B Water & Sewer Reserve         | 10/16/09   |               |                   |                       | 4,757.39               |           |              |              |
| Clay 98-B Water & Sewer Revenue         | 03/27/98   | 0.000 - 0.000 | 185,000           | 88,322                | 1,673.27               | 12/37     | MBC - UNB    | S&J          |
| Clay 98-B Water & Sewer Reserve         | 03/27/98   |               |                   |                       | 4,969.67               |           |              |              |
| Clay-Battelle PSD 15-A Water Revenue    | 07/22/15   | 2.500 - 2.500 | 1,500,000         | 1,366,107             | 8,906.17               | 03/37     | MBC - BPH    | S&J          |
| Clay-Battelle PSD 15-A Water Reserve    | 07/22/15   |               |                   |                       | 22,759.41              |           |              |              |
| Clay-Battelle PSD 15-B Water Revenue    | 07/22/15   | 0.500 - 0.500 | 3,879,958         | 3,608,706             | 14,344.91              | 03/47     | MBC - BPH    | S&J          |
| Clay-Battelle PSD 15-B Water Reserve    | 07/22/15   |               |                   |                       | 33,197.70              |           |              |              |
| Clay-Roane PSD 04-A Water Revenue       | 11/12/04   | 0.000 - 0.000 | 1,000,000         | 664,474               | 2,920.89               | 09/44     | MBC - UNB    | G&G          |
| Clay-Roane PSD 04-A Water Reserve       | 11/12/04   |               |                   |                       | 26,621.25              |           |              |              |
| Clay-Roane PSD 04-B Water Reserve       | 11/12/04   |               |                   |                       | 20,066.07              |           |              |              |
| Clay-Roane PSD 08 Water Reserve         | 06/26/08   |               |                   |                       | 3,908.82               |           |              |              |
| Clay-Roane PSD 16-A Water Revenue       | 11/04/16   | 1.000 - 1.000 | 497,798           | 484,461               | 1,383.87               | 09/56     | MBC - UNB    | S&J          |
| Clay-Roane PSD 16-A Water Reserve       | 11/04/16   |               |                   |                       | 5,271.13               |           |              |              |
| Clay-Roane PSD 90 Water Reserve         | 11/05/90   |               |                   |                       | 26,827.61              |           |              |              |
| Clay-Roane PSD 97 Water Reserve         | 04/04/97   |               |                   |                       | 2,233.60               |           |              |              |
| Claywood Park PSD 01 Sewer Revenue      | 01/04/01   | 0.000 - 0.000 | 1,800,000         | 765,000               | 5,441.47               | 03/32     | MBC - DEP    | BR           |
| Claywood Park PSD 01 Sewer Reserve (R)* | 01/04/01   |               |                   |                       | 60,233.59              |           |              |              |
| Claywood Park PSD 08-A Sewer Revenue    | 10/27/08   | 0.000 - 0.000 | 5,500,000         | 4,961,210             | 6,856.77               | 12/41     | MBC - DEP    | S&J          |

| ACCOUNT NAME                                   | ISSUE DATE | INTEREST RATE | ORIGINAL ISSUANCE | OUTSTANDING 6/30/2019 | ACCT BALANCE 6/30/2019 | LAST DEBT | PAYING AGENT | BOND COUNSEL |
|--|------------|---------------|-------------------|-----------------------|------------------------|-----------|--------------|--------------|
| Claywood Park PSD 08-A Sewer Reserve           | 10/27/08   |               |                   |                       | 54,599.41              |           |              |              |
| Claywood Park PSD 08-B Sewer Revenue           | 10/27/08   | 0.000 - 0.000 | 1,500,000         | 1,147,056             | 3,306.48               | 09/48     | MBC - UNB    | S&J          |
| Claywood Park PSD 08-B Sewer Reserve           | 10/27/08   |               |                   |                       | 35,758.04              |           |              |              |
| Claywood Park PSD 09-A Sewer Revenue           | 06/18/09   | 0.000 - 0.000 | 1,027,500         | 799,190               | 2,373.69               | 03/49     | MBC - DEP    | S&J          |
| Claywood Park PSD 09-A Sewer Reserve           | 06/18/09   |               |                   |                       | 23,521.88              |           |              |              |
| Claywood Park PSD 09-C Sewer Revenue           | 06/18/09   | 0.000 - 0.000 | 100,000           | 77,764                | 220.86                 | 03/49     | MBC - UNB    | S&J          |
| Claywood Park PSD 09-C Sewer Reserve           | 06/18/09   |               |                   |                       | 2,283.93               |           |              |              |
| Claywood Park PSD 15-B Sewer Revenue           | 02/11/15   | 0.000 - 0.000 | 3,040,000         | 2,840,000             | 6,753.78               | 12/54     | MBC - UNB    | BR           |
| Claywood Park PSD 15-B Sewer Reserve           | 02/11/15   |               |                   |                       | 20,811.36              |           |              |              |
| Claywood Park PSD 89-A Sewer Revenue           | 10/10/89   | 8.400 - 8.400 | 2,801,862         | 1,722,199             | 112,885.70             | 10/29     | MBC - BNY    | JK           |
| Claywood Park PSD 89-A Sewer Reserve (R)*      | 10/10/89   |               |                   |                       | 246,903.09             |           |              |              |
| Claywood Park PSD 89-B Sewer Revenue           | 10/10/89   | 0.000 - 0.000 | 415,340           | 117,147               | 8,040.82               | 10/29     | MBC - BNY    | JK           |
| Claywood Park PSD 89-B Sewer Reserve (R)*      | 10/10/89   |               |                   |                       | 10,691.61              |           |              |              |
| Claywood Park PSD 08-A Water Refunding Reserve | 05/08/08   |               |                   |                       | 148,595.21             |           |              |              |
| Claywood Park PSD 11-A Water Reserve           | 04/15/11   |               |                   |                       | 78,165.62              |           |              |              |
| Claywood Park PSD 16-A Water Revenue           | 06/02/16   | 0.500 - 0.500 | 4,343,944         | 4,074,166             | 15,606.56              | 06/47     | MBC - BPH    | BR           |
| Claywood Park PSD 16-A Water Reserve           | 06/02/16   |               |                   |                       | 33,134.72              |           |              |              |
| Claywood Park PSD 16-C Water Refunding Revenue | 11/10/16   | 2.000 - 4.000 | 6,610,000         | 6,560,000             | 150,752.26             | 11/45     | MBC - DTC    | BR           |
| Claywood Park PSD 16-C Water Refunding Reserve | 11/10/16   |               |                   |                       | 199,589.68             |           |              |              |
| Claywood Park PSD 16 Water Refunding Revenue   | 04/22/16   | 1.000 - 4.750 | 2,990,000         | 2,565,000             | 142,339.43             | 11/42     | MBC - DTC    | BR           |
| Claywood Park PSD 16 Water Refunding Reserve   | 04/22/16   |               |                   |                       | 146,926.93             |           |              |              |
| Clover PSD 01 Water Reserve                    | 03/07/01   |               |                   |                       | 14,360.41              |           |              |              |
| Clover PSD 12 Water Reserve                    | 02/24/12   |               |                   |                       | 20,593.63              |           |              |              |
| Concord University Twin Towers Dorm-Dh 67 R&R  | 05/01/67   |               |                   |                       | 4,881.02               |           |              |              |
| Cool Ridge-Flat Top PSD 07-A Water Reserve     | 03/01/07   |               |                   |                       | 42,993.40              |           |              |              |
| Cool Ridge-Flat Top PSD 07-B Water Reserve     | 03/01/07   |               |                   |                       | 70,701.82              |           |              |              |
| Coons Run PSD 10-A Water Revenue               | 01/27/10   | 0.000 - 0.000 | 1,200,000         | 870,000               | 6,368.74               | 03/41     | MBC - BPH    | S&J          |

| ACCOUNT NAME                                  | ISSUE DATE | INTEREST RATE | ORIGINAL ISSUANCE | OUTSTANDING 6/30/2019 | ACCT BALANCE 6/30/2019 | LAST DEBT | PAYING AGENT | BOND COUNSEL |
|---|------------|---------------|-------------------|-----------------------|------------------------|-----------|--------------|--------------|
| Coons Run PSD 10-A Water Reserve              | 01/27/10   |               |                   |                       | 37,300.39              |           |              |              |
| Cottageville PSD 16 Sewer Reserve             | 12/12/16   |               |                   |                       | 1,387.26               |           |              |              |
| Cottageville PSD 99 Sewer Revenue             | 02/24/99   | 2.000 - 2.000 | 429,090           | 32,120                | 3,087.90               | 09/20     | MBC - DEP    | G&G          |
| Cottageville PSD 99 Sewer Reserve             | 02/24/99   |               |                   |                       | 26,385.25              |           |              |              |
| Cottageville PSD 09 Water Reserve             | 04/03/09   |               |                   |                       | 18,337.29              |           |              |              |
| Cottageville PSD 83 Water Reserve             | 10/25/83   |               |                   |                       | 26,520.00              |           |              |              |
| Cottageville PSD 83 Water Depreciation        | 03/15/90   |               |                   |                       | 5,401.45               |           |              |              |
| Cottageville PSD 90-A Water Reserve           | 03/15/90   |               |                   |                       | 57,396.00              |           |              |              |
| Cottageville PSD 90-A Water Depreciation      | 10/25/83   |               |                   |                       | 3,884.10               |           |              |              |
| Cottageville PSD 90-B Water Reserve           | 03/21/89   |               |                   |                       | 8,724.00               |           |              |              |
| Cottageville PSD 90-B Water Depreciation      | 10/21/80   |               |                   |                       | 3,769.24               |           |              |              |
| Cowen PSD 04-A Water & Sewer Revenue          | 12/29/04   | 0.000 - 0.000 | 400,000           | 226,666               | 4,918.81               | 06/36     | MBC - BPH    | S&J          |
| Cowen PSD 04-A Water & Sewer Reserve          | 12/29/04   |               |                   |                       | 13,812.30              |           |              |              |
| Cowen PSD 04-B Water & Sewer Revenue          | 12/29/04   | 2.000 - 2.000 | 800,000           | 316,921               | 15,875.35              | 06/26     | MBC - BPH    | S&J          |
| Cowen PSD 04-B Water & Sewer Reserve          | 12/29/04   |               |                   |                       | 49,196.64              |           |              |              |
| Cowen PSD 13-A Water & Sewer Reserve          | 03/01/13   |               |                   |                       | 24,117.59              |           |              |              |
| Cowen PSD 13-B Water & Sewer Revenue          | 06/25/13   | 0.500 - 0.500 | 210,000           | 178,812               | 2,013.31               | 09/44     | MBC - BPH    | JK           |
| Cowen PSD 13-B Water & Sewer Reserve          | 06/25/13   |               |                   |                       | 10,423.89              |           |              |              |
| Cowen PSD 16-A Water & Sewer Revenue          | 01/21/16   | 0.500 - 0.500 | 2,892,500         | 2,462,084             | 11,524.33              | 06/48     | MBC - BPH    | JK           |
| Cowen PSD 16-A Water & Sewer Reserve          | 01/21/16   |               |                   |                       | 11,379.68              |           |              |              |
| Cowen PSD 19-A Water & Sewer BAN              | 04/18/19   | 0.000 - 0.000 | 400,000           | 137,525               | 0                      | 10/20     | MBC-BBT/WDA  | S&J          |
| Crab Orchard-MacArthur PSD 01-A Sewer Revenue | 10/03/01   | 0.000 - 0.000 | 6,818,600         | 3,125,170             | 25,927.24              | 03/33     | MBC - DEP    | S&J          |
| Crab Orchard-MacArthur PSD 01-A Sewer Reserve | 10/03/01   |               |                   |                       | 236,208.82             |           |              |              |
| Crab Orchard-MacArthur PSD 06-A Sewer Revenue | 09/06/06   | 0.000 - 0.000 | 1,314,606         | 821,625               | 4,234.09               | 03/38     | MBC - DEP    | S&J          |
| Crab Orchard-MacArthur PSD 06-A Sewer Reserve | 09/06/06   |               |                   |                       | 45,541.01              |           |              |              |
| Crab Orchard-MacArthur PSD 06-B Sewer Revenue | 09/06/06   | 0.000 - 0.000 | 5,852,000         | 4,169,044             | 13,724.15              | 09/46     | MBC - UNB    | S&J          |
| Crab Orchard-MacArthur PSD 06-B Sewer Reserve | 09/06/06   |               |                   |                       | 158,801.73             |           |              |              |

| ACCOUNT NAME  | ISSUE DATE | INTEREST RATE | ORIGINAL ISSUANCE | OUTSTANDING 6/30/2019 | ACCT BALANCE 6/30/2019 | LAST DEBT | PAYING AGENT | BOND COUNSEL |
|---|------------|---------------|-------------------|-----------------------|------------------------|-----------|--------------|--------------|
| Crab Orchard-MacArthur PSD 08-A Sewer Refunding Revenue | 03/27/08   | 3.910 - 3.910 | 3,712,815         | 1,643,747             | 25,394.68              | 10/25     | MBC-BBT GOV  | BR           |
| Crab Orchard-MacArthur PSD 08-A Sewer Reserve           | 03/27/08   |               |                   |                       | 304,751.10             |           |              |              |
| Crab Orchard-MacArthur PSD 08-B Sewer Revenue           | 08/05/08   | 0.000 - 0.000 | 275,000           | 208,474               | 637.24                 | 06/48     | MBC - UNB    | S&J          |
| Crab Orchard-MacArthur PSD 08-B Sewer Reserve           | 08/05/08   |               |                   |                       | 7,468.86               |           |              |              |
| Crab Orchard-MacArthur PSD 08-C Sewer Revenue           | 12/04/08   | 0.000 - 0.000 | 201,487           | 118,237               | 890.47                 | 09/32     | MBC - DEP    | S&J          |
| Crab Orchard-MacArthur PSD 08-C Sewer Reserve           | 12/04/08   |               |                   |                       | 9,191.18               |           |              |              |
| Crab Orchard-MacArthur PSD 11-A Sewer Revenue           | 07/22/11   | 0.000 - 0.000 | 4,513,128         | 3,535,268             | 14,530.98              | 12/42     | MBC - DEP    | S&J          |
| Crab Orchard-MacArthur PSD 11-A Sewer Reserve           | 07/22/11   |               |                   |                       | 155,670.47             |           |              |              |
| Crab Orchard-MacArthur PSD 86-B Sewer Revenue           | 05/29/86   | 0.000 - 0.000 | 161,688           | 29,021                | 3,948.77               | 10/25     | MBC - BNY    | S&J          |
| Crab Orchard-MacArthur PSD 86-B Sewer Reserve           | 05/29/86   |               |                   |                       | 4,312.78               |           |              |              |
| Crab Orchard-MacArthur PSD 97-B Sewer Revenue           | 06/05/97   | 0.000 - 0.000 | 1,774,300         | 825,967               | 6,468.56               | 06/37     | MBC - UNB    | BR           |
| Crab Orchard-MacArthur PSD 97-B Sewer Reserve           | 06/05/97   |               |                   |                       | 47,652.82              |           |              |              |
| Crab Orchard-MacArthur PSD 99 Sewer Revenue             | 12/16/99   | 2.000 - 2.000 | 478,630           | 56,903                | 3,470.80               | 06/21     | MBC - DEP    | S&J          |
| Crab Orchard-MacArthur PSD 99 Sewer Reserve             | 12/16/99   |               |                   |                       | 29,433.59              |           |              |              |
| Craigsville PSD 05-A Sewer Revenue                      | 07/11/05   | 0.000 - 0.000 | 1,272,440         | 864,926               | 8,514.57               | 06/45     | MBC - UNB    | S&J          |
| Craigsville PSD 05-A Sewer Reserve                      | 07/11/05   |               |                   |                       | 34,105.79              |           |              |              |
| Craigsville PSD 86-A Sewer Revenue                      | 02/18/86   | 9.750 - 9.750 | 650,000           | 318,808               | 44,777.90              | 10/25     | MBC - BNY    | S&J          |
| Craigsville PSD 86-A Sewer Reserve                      | 02/18/86   |               |                   |                       | 65,700.84              |           |              |              |
| Craigsville PSD 16-A Water Reserve                      | 02/12/16   |               |                   |                       | 55,244.46              |           |              |              |
| Craigsville PSD 98-A Water Revenue                      | 01/06/98   | 0.000 - 0.000 | 1,361,000         | 645,602               | 7,967.63               | 12/37     | MBC - UNB    | S&J          |
| Craigsville PSD 98-A Water Reserve                      | 01/06/98   |               |                   |                       | 35,777.52              |           |              |              |
| Crum PSD 02-A Water Reserve                             | 05/09/02   |               |                   |                       | 50,147.69              |           |              |              |
| Crum PSD 10-A Water Reserve                             | 03/15/10   |               |                   |                       | 59,866.09              |           |              |              |
| Crum PSD 10-B Water Reserve                             | 03/15/10   |               |                   |                       | 33,391.95              |           |              |              |
| Crum PSD 12-A Water Reserve                             | 02/28/12   |               |                   |                       | 40,225.80              |           |              |              |
| Crum PSD 16-A Water Reserve                             | 11/17/16   |               |                   |                       | 794.16                 |           |              |              |
| Crum PSD 16-B Water Revenue                             | 11/17/16   | 2.000 - 2.000 | 250,000           | 242,297               | 972.15                 | 03/48     | MBC - UNB    | S&J          |



| ACCOUNT NAME                              | ISSUE DATE | INTEREST RATE | ORIGINAL ISSUANCE | OUTSTANDING 6/30/2019 | ACCT BALANCE 6/30/2019 | LAST DEBT | PAYING AGENT | BOND COUNSEL |
|---|------------|---------------|-------------------|-----------------------|------------------------|-----------|--------------|--------------|
| Crum PSD 16-B Water Reserve               | 11/17/16   |               |                   |                       | 1,500.16               |           |              |              |
| Crum PSD 93 Water Reserve                 | 09/08/93   |               |                   |                       | 8,947.12               |           |              |              |
| Culloden PSD 03-A Sewer Revenue           | 07/31/03   | 0.000 - 0.000 | 689,000           | 415,968               | 5,151.13               | 06/43     | MBC - DEP    | S&J          |
| Culloden PSD 03-A Sewer Reserve           | 07/31/03   |               |                   |                       | 19,083.99              |           |              |              |
| Culloden PSD 03-C Sewer Refunding Revenue | 07/31/03   | 5.000 - 5.000 | 84,000            | 13,764                | 6,420.68               | 10/20     | MBC-BBT/WDA  | S&J          |
| Culloden PSD 03-C Sewer Refunding Reserve | 07/31/03   |               |                   |                       | 7,489.27               |           |              |              |
| Culloden PSD 04-A Sewer Revenue           | 12/29/04   | 0.000 - 0.000 | 1,100,000         | 723,871               | 8,909.69               | 12/44     | MBC - DEP    | S&J          |
| Culloden PSD 04-A Sewer Reserve           | 12/29/04   |               |                   |                       | 29,499.42              |           |              |              |
| Danese PSD 02-A Water Reserve             | 08/22/02   |               |                   |                       | 31,308.32              |           |              |              |
| Danese PSD 02-A Water Depreciation        | 08/22/02   |               |                   |                       | 2,401.45               |           |              |              |
| Danese PSD 09-A Water Reserve             | 09/24/09   |               |                   |                       | 57,324.89              |           |              |              |
| Deckers Creek PSD 17-A Sewer Revenue      | 01/24/17   | 3.500 - 3.500 | 1,907,300         | 1,759,999             | 11,528.19              | 03/37     | MBC-OVB:BH   | S&J          |
| Deckers Creek PSD 17-A Sewer Reserve      | 01/24/17   |               |                   |                       | 138,486.18             |           |              |              |
| Delbarton 11-A Sewer Revenue              | 11/03/11   | 0.000 - 0.000 | 3,131,150         | 2,674,945             | 7,931.97               | 09/51     | MBC - DEP    | JK           |
| Delbarton 11-A Sewer Reserve              | 11/03/11   |               |                   |                       | 47,745.22              |           |              |              |
| Delbarton 01-A Water Revenue              | 07/18/01   | 0.000 - 0.000 | 258,000           | 111,800               | 9,462.31               | 06/32     | MBC - BPH    | S&J          |
| Delbarton 01-A Water Reserve              | 07/18/01   |               |                   |                       | 9,202.36               |           |              |              |
| Doddridge County PSD 18-A Water Revenue   | 05/07/18   | 1.000 - 1.000 | 359,750           | 341,075               | 936                    | 03/58     | MBC - UNB    | S&J          |
| Doddridge County PSD 18-A Water Reserve   | 05/07/18   |               |                   |                       | 11,450.60              |           |              |              |
| Dunbar 14-A Sewer Revenue                 | 01/09/14   | 0.500 - 0.500 | 11,369,412        | 10,399,888            | 34,111.65              | 09/35     | MBC - DEP    | S&J          |
| Dunbar 14-A Sewer Reserve                 | 01/09/14   |               |                   |                       | 144,519.97             |           |              |              |
| Dunbar 99 Sewer Revenue                   | 08/24/99   | 0.000 - 0.000 | 16,152,148        | 4,814,579             | 59,537.04              | 03/27     | MBC - DEP    | JTP          |
| Dunbar 99 Sewer Reserve (R)*              | 08/24/99   |               |                   |                       | 645,922.79             |           |              |              |
| Durbin 19-A Sewer BAN                     | 03/05/19   | 0.000 - 0.000 | 130,000           | 101,715               | 0                      | 09/20     | MBC-BBT/WDA  | S&J          |
| East Bank 87 Water Reserve                | 09/09/87   |               |                   |                       | 10,116.02              |           |              |              |
| East View PSD 86-A Sewer Revenue          | 06/13/86   | 9.750 - 9.750 | 340,000           | 167,165               | 17,848.95              | 10/25     | MBC - BNY    | S&J          |
| East View PSD 86-A Sewer Reserve          | 06/13/86   |               |                   |                       | 34,450.15              |           |              |              |

| ACCOUNT NAME                           | ISSUE DATE | INTEREST RATE | ORIGINAL ISSUANCE | OUTSTANDING 6/30/2019 | ACCT BALANCE 6/30/2019 | LAST DEBT | PAYING AGENT | BOND COUNSEL |
|--|------------|---------------|-------------------|-----------------------|------------------------|-----------|--------------|--------------|
| Eastern Wyoming PSD 01-A Water Revenue | 10/16/01   | 0.000 - 0.000 | 360,000           | 150,000               | 1,239.44               | 12/31     | MBC - BPH    | STB          |
| Eastern Wyoming PSD 01-A Water Reserve | 10/16/01   |               |                   |                       | 12,444.40              |           |              |              |
| Eastern Wyoming PSD 04-A Water Revenue | 08/24/04   | 0.000 - 0.000 | 570,000           | 313,500               | 1,962.42               | 12/35     | MBC - BPH    | STB          |
| Eastern Wyoming PSD 04-A Water Reserve | 08/24/04   |               |                   |                       | 19,694.31              |           |              |              |
| Eastern Wyoming PSD 06-A Water Revenue | 01/12/06   | 0.000 - 0.000 | 2,570,000         | 1,563,401             | 8,837.44               | 09/37     | MBC - BPH    | STB          |
| Eastern Wyoming PSD 06-A Water Reserve | 01/12/06   |               |                   |                       | 88,440.83              |           |              |              |
| Eastern Wyoming PSD 09-A Water Revenue | 10/16/09   | 0.000 - 0.000 | 1,000,000         | 785,698               | 2,328.74               | 09/49     | MBC - UNB    | STB          |
| Eastern Wyoming PSD 09-A Water Reserve | 10/16/09   |               |                   |                       | 22,368.98              |           |              |              |
| Eastern Wyoming PSD 14-A Water Revenue | 03/25/14   | 0.000 - 0.000 | 250,000           | 219,923               | 570.68                 | 03/54     | MBC - UNB    | STB          |
| Eastern Wyoming PSD 14-A Water Reserve | 03/25/14   |               |                   |                       | 3,151.46               |           |              |              |
| Eastern Wyoming PSD 15-A Water Revenue | 04/16/15   | 1.000 - 1.000 | 315,000           | 297,881               | 1,702.73               | 03/55     | MBC - UNB    | JK           |
| Eastern Wyoming PSD 15-A Water Reserve | 04/16/15   |               |                   |                       | 2,620.09               |           |              |              |
| Eastern Wyoming PSD 16-A Water Revenue | 03/16/16   | 1.000 - 1.000 | 1,278,826         | 1,098,099             | 8,067.31               | 03/56     | MBC - UNB    | JK           |
| Eastern Wyoming PSD 16-A Water Reserve | 03/16/16   |               |                   |                       | 7,473.92               |           |              |              |
| Eastern Wyoming PSD 16-B Water Revenue | 10/18/16   | 1.000 - 1.000 | 156,917           | 28,795                | 2,001.41               | 09/56     | MBC - UNB    | JK           |
| Eastern Wyoming PSD 16-B Water Reserve | 10/18/16   |               |                   |                       | 664.47                 |           |              |              |
| Eastern Wyoming PSD 18-A Water Revenue | 09/13/18   | 2.000 - 2.000 | 1,358,702         | 952,355               | 0                      | 03/50     | MBC - UNB    | JK           |
| Eastern Wyoming PSD 18-A Water Reserve | 09/13/18   |               |                   |                       | 0                      |           |              |              |
| Elizabeth 14-A Sewer Revenue           | 04/03/14   | 0.000 - 0.000 | 2,471,733         | 2,316,573             | 6,094.34               | 09/52     | MBC - DEP    | G&G          |
| Elizabeth 14-A Sewer Reserve           | 04/03/14   |               |                   |                       | 25,992.79              |           |              |              |
| Elizabeth 82-A Sewer R&R               | 09/13/82   |               |                   |                       | 1,306.98               |           |              |              |
| Elizabeth 82-B Sewer Revenue           | 09/13/82   | 0.000 - 0.000 | 87,894            | 2,376                 | 1,827.00               | 10/19     | MBC - BNY    | S&J          |
| Elizabeth 99 Sewer Revenue             | 08/31/99   | 0.000 - 0.000 | 108,000           | 8,100                 | 582.34                 | 12/20     | MBC - DEP    | G&G          |
| Elizabeth 99 Sewer Reserve             | 08/31/99   |               |                   |                       | 5,574.69               |           |              |              |
| Elizabeth 02 Water Reserve             | 02/06/02   |               |                   |                       | 20,591.43              |           |              |              |
| Elizabeth 08 Water Reserve             | 02/08/08   |               |                   |                       | 43,959.93              |           |              |              |
| Elizabeth 82 Water Reserve             | 06/09/82   |               |                   |                       | 32,371.41              |           |              |              |

| ACCOUNT NAME                                  | ISSUE DATE | INTEREST RATE | ORIGINAL ISSUANCE | OUTSTANDING 6/30/2019 | ACCT BALANCE 6/30/2019 | LAST DEBT | PAYING AGENT | BOND COUNSEL |
|---|------------|---------------|-------------------|-----------------------|------------------------|-----------|--------------|--------------|
| Elizabeth 82 Water Depreciation               | 06/09/82   |               |                   |                       | 67,775.87              |           |              |              |
| Elk Valley PSD 08-A Sewer Revenue             | 08/12/08   | 0.000 - 0.000 | 18,061,117        | 13,244,797            | 109,855.13             | 06/41     | MBC - DEP    | G&G          |
| Elk Valley PSD 08-A Sewer Reserve             | 08/12/08   |               |                   |                       | 505,040.18             |           |              |              |
| Elk Valley PSD 14-A Sewer Revenue             | 03/13/14   | 0.500 - 0.500 | 1,416,459         | 1,228,470             | 9,188.07               | 03/45     | MBC - DEP    | G&G          |
| Elk Valley PSD 14-A Sewer Reserve             | 03/13/14   |               |                   |                       | 22,998.28              |           |              |              |
| Elk Valley (Elk-Pinch) PSD 87-A Sewer Revenue | 08/20/87   | 8.380 - 8.380 | 5,227,400         | 2,603,783             | 253,475.91             | 10/26     | MBC - BNY    | LFG          |
| Elk Valley (Elk-Pinch) PSD 87-A Sewer Reserve | 08/20/87   |               |                   |                       | 459,655.00             |           |              |              |
| Elk Valley (Elk-Pinch) PSD 87-B Sewer Revenue | 08/20/87   | 0.000 - 0.000 | 1,282,163         | 269,929               | 28,510.46              | 10/26     | MBC - BNY    | LFG          |
| Elk Valley (Elk-Pinch) PSD 87-B Sewer Reserve | 08/20/87   |               |                   |                       | 33,742.00              |           |              |              |
| Elk Valley (Big Sandy) PSD 90-A Sewer Revenue | 07/12/90   | 8.100 - 8.100 | 1,388,390         | 842,643               | 59,497.95              | 10/29     | MBC - BNY    | S&J          |
| Elk Valley (Big Sandy) PSD 90-A Sewer Reserve | 07/12/90   |               |                   |                       | 118,609.00             |           |              |              |
| Elk Valley (Big Sandy) PSD 90-B Sewer Revenue | 07/12/90   | 0.000 - 0.000 | 62,701            | 18,150                | 2,345.60               | 10/29     | MBC - BNY    | S&J          |
| Elk Valley (Big Sandy) PSD 90-B Sewer Reserve | 07/12/90   |               |                   |                       | 1,651.00               |           |              |              |
| Elkins Road PSD 04-A Water Reserve            | 12/20/04   |               |                   |                       | 27,540.00              |           |              |              |
| Elkins Road PSD 04-B Water Revenue            | 12/20/04   | 0.000 - 0.000 | 1,509,788         | 1,006,525             | 4,246.14               | 12/44     | MBC - UNB    | S&J          |
| Elkins Road PSD 04-B Water Reserve            | 12/20/04   |               |                   |                       | 39,472.80              |           |              |              |
| Elkins Road PSD 98-A Water Revenue            | 09/10/98   | 0.000 - 0.000 | 2,032,000         | 1,009,445             | 5,209.92               | 09/38     | MBC - UNB    | S&J          |
| Elkins Road PSD 98-A Water Reserve            | 09/10/98   |               |                   |                       | 52,439.00              |           |              |              |
| Elkins 06-A Sewer Refunding Revenue           | 12/12/06   | 2.000 - 2.000 | 8,576,641         | 4,385,057             | 50,493.56              | 09/28     | MBC - DEP    | S&J          |
| Elkins 06-A Sewer Refunding Reserve           | 12/12/06   |               |                   |                       | 527,107.81             |           |              |              |
| Elkins 09-A Sewer Revenue                     | 06/18/09   | 0.000 - 0.000 | 882,770           | 625,135               | 3,044.73               | 09/40     | MBC - DEP    | S&J          |
| Elkins 09-A Sewer Reserve                     | 06/18/09   |               |                   |                       | 29,727.89              |           |              |              |
| Elkins 15-A Sewer Revenue                     | 04/15/15   | 1.000 - 1.000 | 2,793,855         | 2,490,111             | 13,175.62              | 03/55     | MBC - UNB    | S&J          |
| Elkins 15-A Sewer Reserve                     | 04/15/15   |               |                   |                       | 53,200.67              |           |              |              |
| Elkins 86-B Sewer Revenue                     | 04/28/86   | 0.000 - 0.000 | 517,001           | 90,475                | 21,920.91              | 10/25     | MBC - BNY    | JK           |
| Elkins 86-B Sewer Reserve                     | 04/28/86   |               |                   |                       | 13,050.62              |           |              |              |
| Elkins 15-A2 Water Reserve                    | 12/09/15   |               |                   |                       | 47,547.51              |           |              |              |

| ACCOUNT NAME                              | ISSUE DATE | INTEREST RATE | ORIGINAL ISSUANCE | OUTSTANDING 6/30/2019 | ACCT BALANCE 6/30/2019 | LAST DEBT | PAYING AGENT | BOND COUNSEL |
|---|------------|---------------|-------------------|-----------------------|------------------------|-----------|--------------|--------------|
| Elkins 15-A1 Water Reserve                | 12/09/15   |               |                   |                       | 50,717.37              |           |              |              |
| Elkins 15-B Water Reserve                 | 12/09/15   |               |                   |                       | 38,502.09              |           |              |              |
| Elkins 15-C Water Revenue                 | 12/09/15   | 1.000 - 1.000 | 15,500,000        | 14,438,803            | 56,427.29              | 12/55     | MBC - UNB    | S&J          |
| Elkins 15-C Water Reserve                 | 12/09/15   |               |                   |                       | 79,071.69              |           |              |              |
| Ellenboro 15-A Water & Sewer Reserve      | 02/12/15   |               |                   |                       | 5,121.87               |           |              |              |
| Enlarged Hepzibah PSWD 03-A Sewer Revenue | 09/23/03   | 0.000 - 0.000 | 1,900,000         | 997,479               | 7,985.95               | 03/35     | MBC - DEP    | S&J          |
| Enlarged Hepzibah PSWD 03-A Sewer Reserve | 09/23/03   |               |                   |                       | 65,755.63              |           |              |              |
| Enlarged Hepzibah PSWD 05-A Sewer Reserve | 07/25/05   |               |                   |                       | 12,418.93              |           |              |              |
| Fairmont 03-A Sewer Revenue               | 06/26/03   | 0.000 - 0.000 | 485,543           | 246,806               | 5,665.38               | 09/34     | MBC - DEP    | S&J          |
| Fairmont 03-A Sewer Reserve               | 06/26/03   |               |                   |                       | 16,188.00              |           |              |              |
| Fairmont 07-A Sewer Revenue               | 10/11/07   | 2.000 - 2.000 | 5,577,760         | 2,996,720             | 60,706.56              | 03/29     | MBC - DEP    | S&J          |
| Fairmont 07-A Sewer Reserve               | 10/11/07   |               |                   |                       | 339,062.00             |           |              |              |
| Fairmont 08-A Water Revenue               | 06/26/08   | 0.000 - 0.000 | 2,750,000         | 1,856,237             | 9,476.81               | 09/39     | MBC - BPH    | S&J          |
| Fairmont 08-A Water Reserve               | 06/26/08   |               |                   |                       | 95,227.09              |           |              |              |
| Fairmont 10-A Water Revenue               | 01/21/10   | 0.000 - 0.000 | 4,447,618         | 3,335,698             | 13,322.22              | 12/41     | MBC - BPH    | S&J          |
| Fairmont 10-A Water Reserve               | 01/21/10   |               |                   |                       | 154,011.42             |           |              |              |
| Fairmont 10-C Water Revenue               | 01/21/10   | 5.000 - 5.000 | 2,000,000         | 1,507,530             | 94,735.27              | 10/31     | MBC-BBT/WDA  | S&J          |
| Fairmont 10-C Water Reserve               | 01/21/10   |               |                   |                       | 162,347.35             |           |              |              |
| Fairmont 10-D Water Revenue               | 01/21/10   | 0.000 - 0.000 | 1,220,309         | 973,559               | 2,957.49               | 03/49     | MBC - UNB    | S&J          |
| Fairmont 10-D Water Reserve               | 01/21/10   |               |                   |                       | 25,778.86              |           |              |              |
| Fairmont 12-D Water Refunding Revenue     | 10/24/12   | 2.000 - 4.000 | 25,555,000        | 17,370,000            | 1,928,875.38           | 07/29     | MBC - DTC    | S&J          |
| Fairmont 12-D Water Refunding Reserve     | 10/24/12   |               |                   |                       | 2,266,857.28           |           |              |              |
| Fairmont 13-A Water Revenue               | 02/01/13   | 0.500 - 0.500 | 3,780,000         | 2,916,151             | 19,220.33              | 09/34     | MBC - BPH    | S&J          |
| Fairmont 13-A Water Reserve               | 02/01/13   |               |                   |                       | 98,902.72              |           |              |              |
| Fairmont 13-B Water Revenue               | 02/01/13   | 2.000 - 2.000 | 997,242           | 875,937               | 11,652.77              | 09/44     | MBC - UNB    | S&J          |
| Fairmont 13-B Water Reserve               | 02/01/13   |               |                   |                       | 22,101.33              |           |              |              |
| Fairmont 99 Water Revenue                 | 01/01/99   | 5.250 - 5.250 | 19,945,000        | 3,000,000             | 80,833.43              | 07/22     | MBC - DTC    | S&J          |

| ACCOUNT NAME   | ISSUE DATE | INTEREST RATE | ORIGINAL ISSUANCE | OUTSTANDING 6/30/2019 | ACCT BALANCE 6/30/2019 | LAST DEBT | PAYING AGENT | BOND COUNSEL |
|--|------------|---------------|-------------------|-----------------------|------------------------|-----------|--------------|--------------|
| Fairmont 99 Water Reserve                            | 01/01/99   |               |                   |                       | 303,484.78             |           |              |              |
| Fairview 12-A Water Revenue                          | 05/24/12   | 0.000 - 0.000 | 1,100,000         | 941,820               | 2,545.57               | 03/52     | MBC - UNB    | S&J          |
| Fairview 12-A Water Reserve                          | 05/24/12   |               |                   |                       | 29,834.80              |           |              |              |
| Falling Springs 09-A Water Reserve                   | 07/27/09   |               |                   |                       | 5,475.24               |           |              |              |
| Farmington 07-A Sewer Revenue                        | 11/14/07   | 0.000 - 0.000 | 320,000           | 231,764               | 2,119.07               | 09/47     | MBC - UNB    | S&J          |
| Farmington 07-A Sewer Reserve                        | 11/14/07   |               |                   |                       | 8,539.22               |           |              |              |
| Fenwick Mountain PSD 14-A Water Revenue              | 09/18/14   | 0.500 - 0.500 | 1,059,000         | 943,473               | 4,489.03               | 12/45     | MBC - BPH    | S&J          |
| Fenwick Mountain PSD 14-A Water Reserve              | 09/18/14   |               |                   |                       | 13,991.28              |           |              |              |
| Fenwick Mountain PSD 14-A Water Project Fund         | 09/18/14   |               |                   |                       | 55,600.83              |           |              |              |
| Flatwoods-Canoe Run PSD 11-A Sewer Revenue           | 06/24/11   | 0.000 - 0.000 | 8,033,000         | 6,991,869             | 23,367.97              | 12/50     | MBC - DEP    | S&J          |
| Flatwoods-Canoe Run PSD 11-A Sewer Reserve           | 06/24/11   |               |                   |                       | 222,041.98             |           |              |              |
| Flatwoods-Canoe Run PSD 15-A Sewer Refunding Revenue | 05/27/15   | 3.500 - 3.500 | 584,000           | 461,509               | 4,219.78               | 11/30     | MBC-FNBRB:BH | S&J          |
| Flatwoods-Canoe Run PSD 15-A Sewer Refunding Res     | 05/27/15   |               |                   |                       | 50,895.66              |           |              |              |
| Flatwoods-Canoe Run PSD 90-A Sewer Revenue           | 11/14/90   | 8.100 - 8.100 | 1,147,938         | 696,707               | 53,076.83              | 10/29     | MBC - BNY    | S&J          |
| Flatwoods-Canoe Run PSD 90-A Sewer Reserve           | 11/14/90   |               |                   |                       | 0                      |           | LOC          | 01/01/2020   |
| Flatwoods-Canoe Run PSD 90-B Sewer Revenue           | 11/14/90   | 0.000 - 0.000 | 51,842            | 15,007                | 1,137.87               | 10/29     | MBC - BNY    | S&J          |
| Flatwoods-Canoe Run PSD 90-B Sewer Reserve           | 11/14/90   |               |                   |                       | 1,418.92               |           |              |              |
| Flatwoods-Canoe Run PSD 91-A Sewer Revenue           | 11/15/91   | 7.750 - 7.750 | 275,806           | 178,814               | 10,611.08              | 10/31     | MBC - BNY    | S&J          |
| Flatwoods-Canoe Run PSD 91-A Sewer Reserve           | 11/15/91   |               |                   |                       | 0                      |           | LOC          | 01/01/2020   |
| Flatwoods-Canoe Run PSD 91-B Sewer Revenue           | 11/15/91   | 0.000 - 0.000 | 9,194             | 3,065                 | 193.11                 | 10/31     | MBC - BNY    | S&J          |
| Flatwoods-Canoe Run PSD 91-B Sewer Reserve           | 11/15/91   |               |                   |                       | 244.95                 |           |              |              |
| Flatwoods-Canoe Run PSD 05-A Water Revenue           | 12/08/05   | 0.000 - 0.000 | 5,085,825         | 3,490,272             | 23,957.10              | 09/45     | MBC - UNB    | S&J          |
| Flatwoods-Canoe Run PSD 05-A Water Reserve           | 12/08/05   |               |                   |                       | 137,592.65             |           |              |              |
| Flatwoods-Canoe Run PSD 07-A Water Revenue           | 04/24/07   | 0.000 - 0.000 | 1,014,000         | 726,152               | 4,606.23               | 03/47     | MBC - UNB    | S&J          |
| Flatwoods-Canoe Run PSD 07-A Water Reserve           | 04/24/07   |               |                   |                       | 27,087.68              |           |              |              |
| Flatwoods-Canoe Run PSD 16-A Water Refunding Revenue | 05/05/16   | 2.700 - 2.700 | 1,811,000         | 1,513,961             | 26,044.79              | 09/31     | MBC-BBT GOV  | S&J          |
| Flatwoods-Canoe Run PSD 16-A Water Refunding Res     | 05/05/16   |               |                   |                       | 146,976.96             |           |              |              |

| ACCOUNT NAME   | ISSUE DATE | INTEREST RATE | ORIGINAL ISSUANCE | OUTSTANDING 6/30/2019 | ACCT BALANCE 6/30/2019 | LAST DEBT | PAYING AGENT | BOND COUNSEL |
|--|------------|---------------|-------------------|-----------------------|------------------------|-----------|--------------|--------------|
| Flatwoods-Canoe Run PSD 16-B Water Refunding Revenue | 12/15/16   | 3.500 - 3.500 | 1,960,000         | 1,793,104             | 11,783.26              | 02/37     | MBC-OVB:BH   | S&J          |
| Flatwoods-Canoe Run PSD 16-B Water Ref Reserve       | 12/15/16   |               |                   |                       | 141,064.74             |           |              |              |
| Flatwoods-Canoe Run PSD 18-A Water Reserve           | 09/20/18   |               |                   |                       | 0                      |           |              |              |
| Flatwoods-Canoe Run PSD 98-B Water Revenue           | 09/24/98   | 3.000 - 3.000 | 890,000           | 563,809               | 6,962.19               | 09/38     | MBC - UNB    | S&J          |
| Flatwoods-Canoe Run PSD 98-B Water Reserve           | 09/24/98   |               |                   |                       | 39,755.94              |           |              |              |
| Flemington 14-A Sewer Revenue                        | 01/28/14   | 0.000 - 0.000 | 2,300,317         | 2,115,229             | 4,721.69               | 09/53     | MBC - DEP    | S&J          |
| Flemington 14-A Sewer Reserve                        | 01/28/14   |               |                   |                       | 18,222.87              |           |              |              |
| Flemington 98-A Sewer Revenue                        | 06/04/98   | 0.000 - 0.000 | 160,000           | 4,000                 | 789.21                 | 12/19     | MBC - DEP    | S&J          |
| Flemington 98-A Sewer Reserve (R)*                   | 06/04/98   |               |                   |                       | 8,307.90               |           |              |              |
| Flemington 98-B Sewer Revenue                        | 06/04/98   | 0.000 - 0.000 | 663,700           | 323,231               | 1,548.16               | 03/38     | MBC - UNB    | S&J          |
| Flemington 98-B Sewer Reserve (R)*                   | 06/04/98   |               |                   |                       | 17,901.12              |           |              |              |
| Follansbee 02-A Water Revenue                        | 08/16/02   | 5.800 - 5.800 | 7,790,000         | 6,172,256             | 254,395.80             | 10/39     | MBC - BNY    | S&J          |
| Follansbee 02-A Water Reserve                        | 08/16/02   |               |                   |                       | 521,858.35             |           |              |              |
| Follansbee 19 Water Revenue                          | 01/31/19   | 3.000 - 3.000 | 888,252           | 95,397                | 0                      | 12/39     | MBC - BPH    | BR           |
| Follansbee 19 Water Reserve                          | 01/31/19   |               |                   |                       | 0                      |           |              |              |
| Fort Gay 99-A Water Revenue                          | 07/19/99   | 0.000 - 0.000 | 305,000           | 109,266               | 1,013.54               | 03/30     | MBC - BPH    | JK           |
| Fort Gay 99-A Water Reserve                          | 07/19/99   |               |                   |                       | 10,187.99              |           |              |              |
| Fountain PSD 07-A Water Reserve                      | 01/07/07   |               |                   |                       | 24,290.63              |           |              |              |
| Fountain PSD 07-B Water Revenue                      | 01/09/07   | 0.000 - 0.000 | 1,140,000         | 809,025               | 4,673.33               | 12/46     | MBC - UNB    | S&J          |
| Fountain PSD 07-B Water Reserve                      | 01/09/07   |               |                   |                       | 30,464.58              |           |              |              |
| Fountain PSD 17-A Water Revenue                      | 02/23/17   | 1.000 - 1.000 | 8,494,800         | 8,447,293             | 22,682.53              | 12/56     | MBC - UNB    | JK           |
| Fountain PSD 17-A Water Reserve                      | 02/23/17   |               |                   |                       | 279,516.02             |           |              |              |
| Fountain PSD 90-A Water Revenue                      | 04/20/90   | 7.850 - 7.850 | 356,633           | 212,474               | 16,575.23              | 10/29     | MBC - BNY    | S&J          |
| Fountain PSD 90-A Water Reserve                      | 04/20/90   |               |                   |                       | 29,889.67              |           |              |              |
| Fountain PSD 90-B Water Revenue                      | 04/20/90   | 0.000 - 0.000 | 16,642            | 4,694                 | 550.89                 | 10/29     | MBC - BNY    | S&J          |
| Fountain PSD 90-B Water Reserve                      | 04/20/90   |               |                   |                       | 446.02                 |           |              |              |
| Frankfort PSD 00-A Sewer Revenue                     | 06/22/00   | 0.000 - 0.000 | 500,000           | 212,477               | 2,921.83               | 03/32     | MBC - DEP    | S&J          |

| ACCOUNT NAME                     | ISSUE DATE | INTEREST RATE | ORIGINAL ISSUANCE | OUTSTANDING 6/30/2019 | ACCT BALANCE 6/30/2019 | LAST DEBT | PAYING AGENT | BOND COUNSEL |
|----------------------------------|------------|---------------|-------------------|-----------------------|------------------------|-----------|--------------|--------------|
| Frankfort PSD 00-A Sewer Reserve | 06/22/00   |               |                   |                       | 17,324.04              |           |              |              |
| Frankfort PSD 00-B Sewer Revenue | 06/22/00   | 0.000 - 0.000 | 1,572,459         | 863,277               | 7,099.00               | 06/40     | MBC - UNB    | S&J          |
| Frankfort PSD 00-B Sewer Reserve | 06/22/00   |               |                   |                       | 42,706.07              |           |              |              |
| Frankfort PSD 15-A Sewer Revenue | 01/16/15   | 0.000 - 0.000 | 17,350,000        | 16,085,422            | 44,801.00              | 12/54     | MBC - DEP    | S&J          |
| Frankfort PSD 15-A Sewer Reserve | 01/16/15   |               |                   |                       | 120,588.00             |           |              |              |
| Frankfort PSD 15-B Sewer Revenue | 01/16/15   | 0.602 - 1.000 | 7,911,125         | 7,590,172             | 22,833.32              | 12/54     | MBC - UNB    | S&J          |
| Frankfort PSD 15-B Sewer Reserve | 01/16/15   |               |                   |                       | 67,154.16              |           |              |              |
| Frankfort PSD 16-A Sewer Revenue | 11/10/16   | 0.250 - 0.250 | 3,700,000         | 2,812,755             | 11,674.06              | 09/56     | MBC - DEP    | S&J          |
| Frankfort PSD 16-A Sewer Reserve | 11/10/16   |               |                   |                       | 11,113.79              |           |              |              |
| Frankfort PSD 08-A Water Revenue | 05/06/08   | 0.000 - 0.000 | 400,000           | 291,124               | 897.64                 | 03/48     | MBC - UNB    | S&J          |
| Frankfort PSD 08-A Water Reserve | 05/06/08   |               |                   |                       | 10,343.11              |           |              |              |
| Frankfort PSD 10-A Water Revenue | 12/22/10   | 0.000 - 0.000 | 3,240,000         | 2,543,226             | 7,496.11               | 12/50     | MBC - UNB    | S&J          |
| Frankfort PSD 10-A Water Reserve | 12/22/10   |               |                   |                       | 61,537.83              |           |              |              |
| Frankfort PSD 17-A Water Revenue | 03/16/17   | 1.000 - 1.000 | 7,123,000         | 6,371,253             | 20,861.54              | 03/57     | MBC - UNB    | S&J          |
| Frankfort PSD 17-A Water Reserve | 03/16/17   |               |                   |                       | 7,540.26               |           |              |              |
| Franklin 03 Sewer Revenue        | 02/11/03   | 0.000 - 0.000 | 1,332,645         | 666,300               | 8,065.20               | 06/34     | MBC - DEP    | S&J          |
| Franklin 03 Sewer Reserve        | 02/11/03   |               |                   |                       | 46,150.64              |           |              |              |
| Franklin 16-A Sewer Revenue      | 09/07/16   | 0.000 - 0.000 | 1,140,900         | 1,095,864             | 2,901.85               | 12/55     | MBC - DEP    | S&J          |
| Franklin 16-A Sewer Reserve      | 09/07/16   |               |                   |                       | 30,570.82              |           |              |              |
| Franklin 03-A Water Revenue      | 12/17/03   | 0.000 - 0.000 | 2,528,623         | 1,306,455             | 17,205.86              | 12/34     | MBC - BPH    | S&J          |
| Franklin 03-A Water Reserve      | 12/17/03   |               |                   |                       | 87,563.10              |           |              |              |
| Franklin 18-A Water Revenue      | 07/31/18   | 5.780 - 5.780 | 500,000           | 492,329               | 3,626.23               | 09/38     | PCB:BH       | S&J          |
| Franklin 18-A Water Reserve      | 07/31/18   |               |                   |                       | 3,591.47               |           |              |              |
| Franklin 94 Water Revenue        | 05/27/94   | 6.750 - 6.750 | 309,000           | 209,396               | 12,087.33              | 10/33     | MBC - BNY    | S&J          |
| Franklin 94 Water Reserve        | 05/27/94   |               |                   |                       | 22,891.72              |           |              |              |
| Gap Mills PSD 07-A Water Reserve | 05/21/07   |               |                   |                       | 18,829.83              |           |              |              |
| Gap Mills PSD 07-B Water Reserve | 05/21/07   |               |                   |                       | 4,292.62               |           |              |              |

| ACCOUNT NAME                        | ISSUE DATE | INTEREST RATE | ORIGINAL ISSUANCE | OUTSTANDING 6/30/2019 | ACCT BALANCE 6/30/2019 | LAST DEBT | PAYING AGENT | BOND COUNSEL |
|-------------------------------------|------------|---------------|-------------------|-----------------------|------------------------|-----------|--------------|--------------|
| Gary 15-A Sewer Revenue             | 11/18/15   | 4.000 - 4.000 | 96,600            | 67,228                | 1,022.12               | 12/25     | MBC - MCNB   | S&J          |
| Gary 15-A Sewer Reserve             | 11/18/15   |               |                   |                       | 9,771.73               |           |              |              |
| Gary 00-A Water Revenue             | 08/01/00   | 0.000 - 0.000 | 1,786,911         | 729,650               | 11,349.49              | 09/31     | MBC - BPH    | JK           |
| Gary 00-A Water Reserve             | 08/01/00   |               |                   |                       | 69,725.47              |           |              |              |
| Gauley River PSD 05-A Water Reserve | 11/02/05   |               |                   |                       | 86,280.00              |           |              |              |
| Gauley River PSD 07-A Water Revenue | 11/13/07   | 0.000 - 0.000 | 354,818           | 253,748               | 1,563.98               | 09/47     | MBC - UNB    | JK           |
| Gauley River PSD 07-A Water Reserve | 11/13/07   |               |                   |                       | 8,999.51               |           |              |              |
| Gauley River PSD 10-A Water Reserve | 03/25/10   |               |                   |                       | 81,710.90              |           |              |              |
| Gauley River PSD 12-A Water Reserve | 03/07/12   |               |                   |                       | 43,992.00              |           |              |              |
| Gauley River PSD 14-A Water Reserve | 10/10/14   |               |                   |                       | 15,675.00              |           |              |              |
| Gauley River PSD 86-A Water Revenue | 05/09/86   | 9.750 - 9.750 | 123,230           | 60,750                | 8,232.59               | 10/25     | MBC - BNY    | JK           |
| Gauley River PSD 86-A Water Reserve | 05/09/86   |               |                   |                       | 12,377.00              |           |              |              |
| Gauley River PSD 86-B Water Revenue | 05/09/86   | 0.000 - 0.000 | 61,350            | 11,301                | 2,882.68               | 10/25     | MBC - BNY    | JK           |
| Gauley River PSD 86-B Water Reserve | 05/09/86   |               |                   |                       | 1,616.00               |           |              |              |
| Gauley River PSD 93 Water Reserve   | 03/17/93   |               |                   |                       | 94,272.00              |           |              |              |
| Gauley River PSD 97-A Water Reserve | 06/26/97   |               |                   |                       | 22,856.93              |           |              |              |
| Gauley River PSD 97-B Water Reserve | 06/26/97   |               |                   |                       | 3,150.19               |           |              |              |
| Gilbert 98-A Sewer Revenue          | 09/29/98   | 0.000 - 0.000 | 1,250,000         | 46,875                | 32,548.03              | 03/20     | MBC - DEP    | JK           |
| Gilbert 98-A Sewer Reserve (R)*     | 09/29/98   |               |                   |                       | 72,484.66              |           |              |              |
| Gilbert 98-B Sewer Revenue          | 09/29/98   | 1.000 - 1.000 | 1,250,000         | 1,250,000             | 0                      | 09/38     | MBC - UNB    | JK           |
| Gilbert 98-B Sewer Reserve          | 09/29/98   |               |                   |                       | 0                      |           |              |              |
| Gilbert 09-A Water Reserve          | 08/03/09   |               |                   |                       | 24,669.45              |           |              |              |
| Gilbert 12-A Water Reserve          | 07/27/12   |               |                   |                       | 13,095.39              |           |              |              |
| Gilbert 12-B Water Reserve          | 07/27/12   |               |                   |                       | 26,252.58              |           |              |              |
| Gilbert 12-C Water Revenue          | 07/27/12   | 0.000 - 0.000 | 983,500           | 842,986               | 2,297.20               | 06/52     | MBC - UNB    | JK           |
| Gilbert 12-C Water Reserve          | 07/27/12   |               |                   |                       | 14,705.56              |           |              |              |
| Gilbert 18-A Water GAN              | 05/17/18   | 0.000 - 0.000 | 110,000           | 72,551                | 0                      | 12/19     | MBC-BBT/WDA  | JK           |



| ACCOUNT NAME                                   | ISSUE DATE | INTEREST RATE | ORIGINAL ISSUANCE | OUTSTANDING 6/30/2019 | ACCT BALANCE 6/30/2019 | LAST DEBT | PAYING AGENT | BOND COUNSEL |
|--|------------|---------------|-------------------|-----------------------|------------------------|-----------|--------------|--------------|
| Gilbert 18-B Water GAN                         | 08/29/18   | 0.000 - 0.000 | 87,000            | 87,000                | 0                      | 12/19     | MBC-BBT/WDA  | JK           |
| Gilmer County PSD 05-A Water Revenue           | 04/19/05   | 0.000 - 0.000 | 1,470,000         | 983,182               | 3,687.16               | 03/45     | MBC - UNB    | S&J          |
| Gilmer County PSD 05-A Water Reserve           | 04/19/05   |               |                   |                       | 39,611.82              |           |              |              |
| Gilmer County PSD 05-B Water Revenue           | 04/19/05   | 0.000 - 0.000 | 1,639,000         | 942,402               | 5,709.81               | 09/36     | MBC - BPH    | S&J          |
| Gilmer County PSD 05-B Water Reserve           | 04/19/05   |               |                   |                       | 56,682.05              |           |              |              |
| Gilmer County PSD 08-A Water Revenue           | 04/16/08   | 0.000 - 0.000 | 1,325,000         | 989,444               | 3,118.18               | 03/48     | MBC - UNB    | S&J          |
| Gilmer County PSD 08-A Water Reserve           | 04/16/08   |               |                   |                       | 36,114.51              |           |              |              |
| Gilmer County PSD 13-A Water Revenue           | 05/24/13   | 0.000 - 0.000 | 1,725,000         | 1,466,250             | 5,963.85               | 12/44     | MBC - BPH    | S&J          |
| Gilmer County PSD 13-A Water Reserve           | 05/24/13   |               |                   |                       | 27,122.97              |           |              |              |
| Gilmer County PSD 16-A Water Revenue           | 10/06/16   | 1.000 - 1.000 | 160,000           | 154,077               | 440.91                 | 09/56     | MBC - UNB    | S&J          |
| Gilmer County PSD 16-A Water Reserve           | 09/01/17   |               |                   |                       | 925.26                 |           |              |              |
| Gilmer County PSD 19-A Water Revenue           | 06/25/19   | 4.750 - 4.750 | 1,400,000         | 175,000               | 0                      | 02/30     | MBC-MVB:BH   | S&J          |
| Gilmer County PSD 19-A Water Reserve           | 06/25/19   |               |                   |                       | 0                      |           |              |              |
| Glen Dale 11-A Water Reserve                   | 04/21/11   |               |                   |                       | 61,922.25              |           |              |              |
| Glen Dale 98-A Water Revenue                   | 08/26/98   | 6.250 - 6.250 | 500,000           | 359,543               | 15,506.16              | 10/35     | MBC - BNY    | S&J          |
| Glen Dale 98-A Water Reserve                   | 08/26/98   |               |                   |                       | 35,340.80              |           |              |              |
| Glen Rogers PSD 06-A Sewer Revenue             | 06/27/06   | 0.000 - 0.000 | 160,000           | 91,977                | 2,125.95               | 09/36     | MBC - DEP    | S&J          |
| Glen Rogers PSD 06-A Sewer Reserve             | 06/27/06   |               |                   |                       | 5,521.65               |           |              |              |
| Glen-White Trap Hill PSD 07-A Water Reserve    | 09/26/07   |               |                   |                       | 119,803.08             |           |              |              |
| Glen-White Trap Hill PSD 12-A Water Reserve    | 04/13/12   |               |                   |                       | 4,982.31               |           |              |              |
| Glen-White Trap Hill PSD 12-B Water Reserve    | 04/13/12   |               |                   |                       | 51,954.64              |           |              |              |
| Glenville Col Womens Dorm 60/65/70 R&R         | 06/01/70   |               |                   |                       | 0                      |           |              |              |
| Glenville 14-A Water & Sewer Revenue           | 03/20/14   | 3.000 - 3.000 | 2,900,000         | 2,479,549             | 17,406.06              | 09/35     | MBC - UNB    | S&J          |
| Glenville 14-A Water & Sewer Reserve           | 03/20/14   |               |                   |                       | 200,829.38             |           |              |              |
| Grafton 15-A Hospital Reserve                  | 10/28/15   |               |                   |                       | 59,349.09              |           |              |              |
| Grafton 15-B Hospital Reserve                  | 10/28/15   |               |                   |                       | 12,804.68              |           |              |              |
| Grafton 00 Water & Sewer System Design Revenue | 07/07/00   | 0.000 - 0.000 | 718,500           | 287,376               | 11,723.97              | 06/31     | MBC - DEP    | S&J          |

| ACCOUNT NAME                                   | ISSUE DATE | INTEREST RATE | ORIGINAL ISSUANCE | OUTSTANDING 6/30/2019 | ACCT BALANCE 6/30/2019 | LAST DEBT | PAYING AGENT | BOND COUNSEL |
|--|------------|---------------|-------------------|-----------------------|------------------------|-----------|--------------|--------------|
| Grafton 00 Water & Sewer System Design Reserve | 07/07/00   |               |                   |                       | 29,150.76              |           |              |              |
| Grafton 05-A Water & Sewer Revenue             | 12/19/05   | 0.000 - 0.000 | 4,227,582         | 2,642,232             | 39,271.17              | 03/38     | MBC - DEP    | S&J          |
| Grafton 05-A Water & Sewer Reserve             | 12/19/05   |               |                   |                       | 146,054.07             |           |              |              |
| Grafton 94 Water & Sewer Revenue               | 07/27/94   | 6.750 - 6.750 | 2,830,000         | 1,917,772             | 144,898.05             | 10/33     | MBC - BNY    | S&J          |
| Grafton 94 Water & Sewer Reserve               | 07/27/94   |               |                   |                       | 209,651.82             |           |              |              |
| Grandview-Doolin PSD 00-A Water Revenue        | 05/02/00   | 0.000 - 0.000 | 1,483,979         | 605,934               | 13,350.96              | 09/31     | MBC - BPH    | S&J          |
| Grandview-Doolin PSD 00-A Water Reserve        | 05/02/00   |               |                   |                       | 51,464.01              |           |              |              |
| Grandview-Doolin PSD 00-B Water Revenue        | 05/02/00   | 0.000 - 0.000 | 3,305,290         | 1,781,417             | 14,848.44              | 03/40     | MBC - UNB    | S&J          |
| Grandview-Doolin PSD 00-B Water Reserve        | 05/02/00   |               |                   |                       | 89,316.38              |           |              |              |
| Grandview-Doolin PSD 14-A Water Revenue        | 11/20/14   | 1.000 - 1.000 | 7,999,678         | 7,476,669             | 22,764.36              | 09/54     | MBC - UNB    | S&J          |
| Grandview-Doolin PSD 14-A Water Reserve        | 11/20/14   |               |                   |                       | 79,602.16              |           |              |              |
| Grant County PSD 05-A Water Revenue            | 07/28/05   | 0.000 - 0.000 | 1,833,369         | 1,230,131             | 8,535.33               | 06/45     | MBC - UNB    | JK           |
| Grant County PSD 05-A Water Reserve            | 07/28/05   |               |                   |                       | 47,942.40              |           |              |              |
| Grant County PSD 08-A Water Reserve            | 03/27/08   |               |                   |                       | 26,401.81              |           |              |              |
| Grant County PSD 11-A Water Revenue            | 03/22/11   | 3.000 - 3.000 | 328,300           | 234,908               | 2,203.17               | 06/32     | MBC - UNB    | S&J          |
| Grant County PSD 11-A Water Reserve            | 03/22/11   |               |                   |                       | 22,142.99              |           |              |              |
| Grant County PSD 11-B Water Revenue            | 03/22/11   | 1.000 - 1.000 | 115,000           | 91,163                | 398.95                 | 06/42     | MBC - UNB    | S&J          |
| Grant County PSD 11-B Water Reserve            | 03/22/11   |               |                   |                       | 4,502.66               |           |              |              |
| Grant County PSD 16-A Water Refunding Revenue  | 06/23/16   | 2.970 - 2.970 | 126,000           | 85,066                | 1,541.62               | 08/24     | MBC-SUMMIT   | S&J          |
| Grant County PSD 16-A Water Refunding Reserve  | 06/23/16   |               |                   |                       | 12,767.45              |           |              |              |
| Grant County PSD 16-B Water Refunding Revenue  | 06/23/16   | 3.310 - 3.310 | 119,600           | 100,201               | 927.33                 | 09/30     | MBC-SUMMIT   | S&J          |
| Grant County PSD 16-B Water Refunding Reserve  | 06/23/16   |               |                   |                       | 10,850.30              |           |              |              |
| Grant County PSD 16-C Water Refunding Revenue  | 06/23/16   | 3.340 - 3.340 | 337,000           | 286,728               | 2,493.55               | 08/31     | MBC-SUMMIT   | S&J          |
| Grant County PSD 16-C Water Refunding Reserve  | 06/23/16   |               |                   |                       | 29,175.67              |           |              |              |
| Grant County PSD 99 Water Reserve              | 02/25/99   |               |                   |                       | 106,675.47             |           |              |              |
| Grant Town 10-A Water Revenue                  | 07/20/10   | 0.000 - 0.000 | 1,610,000         | 1,278,732             | 3,644.96               | 06/50     | MBC - UNB    | S&J          |
| Grant Town 10-A Water Reserve                  | 07/20/10   |               |                   |                       | 32,770.55              |           |              |              |

| ACCOUNT NAME  | ISSUE DATE | INTEREST RATE | ORIGINAL ISSUANCE | OUTSTANDING 6/30/2019 | ACCT BALANCE 6/30/2019 | LAST DEBT | PAYING AGENT | BOND COUNSEL |
|---|------------|---------------|-------------------|-----------------------|------------------------|-----------|--------------|--------------|
| Grantsville 09-A Sewer Revenue                            | 11/12/09   | 0.000 - 0.000 | 343,361           | 269,771               | 1,448.90               | 09/49     | MBC - DEP    | S&J          |
| Grantsville 09-A Sewer Reserve                            | 11/12/09   |               |                   |                       | 9,342.67               |           |              |              |
| Grantsville 15-A Sewer Reserve                            | 05/15/15   |               |                   |                       | 1,957.23               |           |              |              |
| Grantsville 15-B Sewer Reserve                            | 05/15/15   |               |                   |                       | 570.84                 |           |              |              |
| Grantsville 11-A Water Reserve                            | 12/27/11   |               |                   |                       | 30,530.86              |           |              |              |
| Grantsville 15-A Water Revenue                            | 08/28/15   | 4.300 - 4.300 | 400,000           | 323,143               | 3,226.43               | 09/30     | MBC-OVB:BH   | S&J          |
| Grantsville 15-A Water Reserve                            | 08/01/15   |               |                   |                       | 14,342.27              |           |              |              |
| Grantsville 91 Water Reserve                              | 02/27/91   |               |                   |                       | 4,770.47               |           |              |              |
| Grantsville 91 Water Depreciation                         | 02/27/91   |               |                   |                       | 5,948.11               |           |              |              |
| Greater Harrison County PSD 03-A Sewer Revenue            | 06/26/03   | 0.000 - 0.000 | 1,981,165         | 1,234,995             | 5,054.13               | 06/43     | MBC - DEP    | S&J          |
| Greater Harrison County PSD 03-A Sewer Reserve            | 06/26/03   |               |                   |                       | 53,445.20              |           |              |              |
| Greater Harrison County PSD 03-B Sewer Revenue            | 06/26/03   | 0.000 - 0.000 | 4,130,000         | 2,574,545             | 9,620.52               | 06/43     | MBC - UNB    | S&J          |
| Greater Harrison County PSD 03-B Sewer Reserve            | 06/26/03   |               |                   |                       | 111,410.06             |           |              |              |
| Greater Harrison County PSD 08-A Sewer Revenue            | 10/27/08   | 0.000 - 0.000 | 943,500           | 707,616               | 2,199.19               | 09/48     | MBC - UNB    | S&J          |
| Greater Harrison County PSD 08-A Sewer Reserve            | 10/27/08   |               |                   |                       | 24,338.00              |           |              |              |
| Greater Harrison County PSD 10-A Sewer Revenue            | 06/24/10   | 3.000 - 5.000 | 878,500           | 641,390               | 18,927.94              | 10/30     | MBC-BBT/WDA  | S&J          |
| Greater Harrison County PSD 10-A Sewer Reserve            | 06/24/10   |               |                   |                       | 53,864.33              |           |              |              |
| Greater Harrison County PSD 16-A Sewer Revenue            | 07/20/16   | 0.000 - 0.000 | 2,460,423         | 2,329,023             | 6,413.45               | 12/54     | MBC - DEP    | S&J          |
| Greater Harrison County PSD 16-A Sewer Reserve            | 07/20/16   |               |                   |                       | 13,952.88              |           |              |              |
| Greater Harrison County (Grant Un) PSD 86-A Sewer Revenue | 11/06/86   | 8.380 - 8.380 | 1,758,771         | 876,048               | 81,811.25              | 10/26     | MBC - BNY    | S&J          |
| Greater Harrison County (Grant Un) PSD 86-A S Res         | 11/06/86   |               |                   |                       | 156,445.64             |           |              |              |
| Greater Harrison County (Grant Un) PSD 86-B Sewer Revenue | 11/06/86   | 0.000 - 0.000 | 431,387           | 90,818                | 8,761.65               | 10/26     | MBC - BNY    | S&J          |
| Greater Harrison County (Grant Un) PSD 86-B S Res         | 11/06/86   |               |                   |                       | 11,795.10              |           |              |              |
| Greater Harrison County (Grant Un) PSD 90-A Sewer Revenue | 04/06/90   | 7.850 - 7.850 | 285,908           | 170,337               | 11,449.30              | 10/29     | MBC - BNY    | S&J          |
| Greater Harrison County (Grant Un) PSD 90-A S Res         | 04/06/90   |               |                   |                       | 23,962.63              |           |              |              |
| Greater Harrison County (Grant Un) PSD 90-B Sewer Revenue | 04/06/90   | 0.000 - 0.000 | 13,342            | 3,763                 | 263.98                 | 10/29     | MBC - BNY    | S&J          |
| Greater Harrison County (Grant Un) PSD 90-B S Res         | 04/06/90   |               |                   |                       | 355.25                 |           |              |              |

| ACCOUNT NAME                                     | ISSUE DATE | INTEREST RATE | ORIGINAL ISSUANCE | OUTSTANDING 6/30/2019 | ACCT BALANCE 6/30/2019 | LAST DEBT | PAYING AGENT | BOND COUNSEL |
|--|------------|---------------|-------------------|-----------------------|------------------------|-----------|--------------|--------------|
| Greater Harrison County PSD 04-A Water Revenue   | 07/27/04   | 0.000 - 0.000 | 703,000           | 456,493               | 1,826.41               | 06/44     | MBC - UNB    | S&J          |
| Greater Harrison County PSD 04-A Water Reserve   | 07/27/04   |               |                   |                       | 18,964.22              |           |              |              |
| Greater Harrison County PSD 06-A Water Revenue   | 03/29/06   | 0.000 - 0.000 | 1,250,000         | 862,880               | 2,900.04               | 03/46     | MBC - UNB    | S&J          |
| Greater Harrison County PSD 06-A Water Reserve   | 03/29/06   |               |                   |                       | 33,366.53              |           |              |              |
| Greater Harrison County PSD 09-A Water Revenue   | 03/16/09   | 0.000 - 0.000 | 1,500,000         | 1,151,592             | 3,466.26               | 03/49     | MBC - UNB    | S&J          |
| Greater Harrison County PSD 09-A Water Reserve   | 03/16/09   |               |                   |                       | 40,233.58              |           |              |              |
| Greater Harrison County PSD 14-A Water Reserve   | 12/05/14   |               |                   |                       | 47,825.89              |           |              |              |
| Greater Marion PSD 00 Sewer Revenue              | 12/11/00   | 0.000 - 0.000 | 400,000           | 163,317               | 1,345.15               | 09/31     | MBC - DEP    | S&J          |
| Greater Marion PSD 00 Sewer Reserve (R)*         | 12/11/00   |               |                   |                       | 13,843.68              |           |              |              |
| Greater Marion PSD 13-A Sewer Revenue            | 02/01/13   | 0.000 - 0.000 | 1,663,080         | 1,636,760             | 977.87                 | 12/52     | MBC - DEP    | S&J          |
| Greater Marion PSD 13-A Sewer Reserve            | 02/01/13   |               |                   |                       | 4,013.38               |           |              |              |
| Greater Marion PSD 99-A Sewer Revenue            | 06/23/99   | 0.000 - 0.000 | 400,000           | 35,000                | 2,029.77               | 03/21     | MBC - DEP    | S&J          |
| Greater Marion PSD 99-A Sewer Reserve (R)*       | 06/23/99   |               |                   |                       | 20,768.37              |           |              |              |
| Greater Marion PSD 99-B Sewer Revenue            | 06/23/99   | 0.000 - 0.000 | 1,700,000         | 877,400               | 3,942.63               | 06/39     | MBC - UNB    | S&J          |
| Greater Marion PSD 99-B Sewer Reserve (R)*       | 06/23/99   |               |                   |                       | 45,556.00              |           |              |              |
| Greater Paw Paw Sanitary Dist 18-A Sewer Revenue | 05/03/18   | 0.750 - 0.750 | 2,960,000         | 2,238,863             | 9,887.82               | 03/48     | MBC - DEP    | S&J          |
| Greater Paw Paw Sanitary Dist 18-A Sewer Reserve | 05/03/18   |               |                   |                       | 954.6                  |           |              |              |
| Greater Paw Paw Sanitary Dist 87-A Sewer Revenue | 04/07/87   | 8.380 - 8.380 | 1,548,258         | 771,195               | 80,823.12              | 10/26     | MBC - BNY    | S&J          |
| Greater Paw Paw Sanitary Dist 87-A Sewer Reserve | 04/07/87   |               |                   |                       | 137,723.07             |           |              |              |
| Greater Paw Paw Sanitary Dist 87-B Sewer Revenue | 04/07/87   | 0.000 - 0.000 | 379,753           | 79,948                | 7,843.52               | 10/26     | MBC - BNY    | S&J          |
| Greater Paw Paw Sanitary Dist 87-B Sewer Reserve | 04/07/87   |               |                   |                       | 10,206.34              |           |              |              |
| Greater Paw Paw Sanitary Dist 92-A Sewer Revenue | 04/22/92   | 7.750 - 7.750 | 483,871           | 317,805               | 19,944.50              | 10/31     | MBC - BNY    | S&J          |
| Greater Paw Paw Sanitary Dist 92-A Sewer Reserve | 04/22/92   |               |                   |                       | 40,118.25              |           |              |              |
| Greater Paw Paw Sanitary Dist 92-B Sewer Revenue | 04/22/92   | 0.000 - 0.000 | 16,129            | 5,376                 | 325.06                 | 10/31     | MBC - BNY    | S&J          |
| Greater Paw Paw Sanitary Dist 92-B Sewer Reserve | 04/22/92   |               |                   |                       | 422.78                 |           |              |              |
| Greater St Albans PSD 07-A Sewer Revenue         | 08/28/07   | 0.000 - 0.000 | 1,850,000         | 1,202,486             | 5,773.42               | 12/38     | MBC - DEP    | S&J          |
| Greater St Albans PSD 07-A Sewer Reserve (R)*    | 08/28/07   |               |                   |                       | 63,981.35              |           |              |              |

| ACCOUNT NAME   | ISSUE DATE | INTEREST RATE | ORIGINAL ISSUANCE | OUTSTANDING 6/30/2019 | ACCT BALANCE 6/30/2019 | LAST DEBT | PAYING AGENT | BOND COUNSEL |
|--|------------|---------------|-------------------|-----------------------|------------------------|-----------|--------------|--------------|
| Greater St Albans PSD 10-A Sewer Revenue               | 01/29/10   | 0.000 - 0.000 | 1,276,820         | 1,024,801             | 3,069.99               | 12/49     | MBC - DEP    | S&J          |
| Greater St Albans PSD 10-A Sewer Reserve               | 01/29/10   |               |                   |                       | 34,873.05              |           |              |              |
| Greater St Albans PSD 10-C Sewer Revenue               | 01/29/10   | 0.000 - 0.000 | 5,000,000         | 4,013,150             | 11,453.08              | 12/49     | MBC - UNB    | S&J          |
| Greater St Albans PSD 10-C Sewer Reserve               | 01/29/10   |               |                   |                       | 136,545.77             |           |              |              |
| Greater St Albans PSD 16-A Sewer Revenue               | 06/17/16   | 0.500 - 0.500 | 16,822,000        | 15,082,604            | 46,204.87              | 03/47     | MBC - DEP    | S&J          |
| Greater St Albans PSD 16-A Sewer Reserve               | 06/17/16   |               |                   |                       | 324,172.34             |           |              |              |
| Greater St Albans PSD 90-A Sewer Revenue               | 08/24/90   | 8.100 - 8.100 | 3,079,067         | 1,868,751             | 131,290.57             | 10/29     | MBC - BNY    | VLF          |
| Greater St Albans PSD 90-A Sewer Reserve (R)*          | 08/24/90   |               |                   |                       | 272,468.33             |           |              |              |
| Greater St Albans PSD 90-B Sewer Revenue               | 08/24/90   | 0.000 - 0.000 | 139,054           | 40,253                | 3,526.51               | 10/29     | MBC - BNY    | VLF          |
| Greater St Albans PSD 90-B Sewer Reserve (R)*          | 08/24/90   |               |                   |                       | 3,818.37               |           |              |              |
| Green Valley-Glenwood PSD 10-A Sewer Refunding Revenue | 12/29/10   | 3.630 - 3.630 | 1,290,000         | 614,687               | 32,921.33              | 05/25     | MBC-BBT GOV  | S&J          |
| Green Valley-Glenwood PSD 10-A Sewer Ref Reserve       | 12/29/10   |               |                   |                       | 120,009.68             |           |              |              |
| Green Valley-Glenwood PSD 14-A Sewer Refunding Revenue | 07/23/14   | 0.500 - 0.500 | 890,330           | 786,199               | 3,213.61               | 09/45     | MBC - DEP    | S&J          |
| Green Valley Glenwood PSD 14-A Sewer Ref Reserve       | 07/23/14   |               |                   |                       | 12,678.02              |           |              |              |
| Green Valley Glenwood PSD 17-A Sewer Ref Revenue       | 12/21/17   | 2.100 - 4.000 | 3,230,000         | 3,140,000             | 66,890.52              | 12/41     | MBC - DTC    | S&J          |
| Green Valley Glenwood PSD 17-A Sewer Ref Reserve       | 12/21/17   |               |                   |                       | 217,836.44             |           |              |              |
| Green Valley Glenwood PSD 17-B Sewer Ref Revenue       | 12/21/17   | 3.000 - 3.625 | 400,000           | 385,000               | 10,168.86              | 12/36     | MBC - DTC    | S&J          |
| Green Valley Glenwood PSD 17-B Sewer Ref Reserve       | 12/21/17   |               |                   |                       | 26,976.65              |           |              |              |
| Green Valley-Glenwood PSD 98-B Sewer Revenue           | 11/25/98   | 0.000 - 0.000 | 317,500           | 156,695               | 1,423.97               | 09/38     | MBC - UNB    | S&J          |
| Green Valley-Glenwood PSD 98-B Sewer Reserve           | 11/25/98   |               |                   |                       | 9,440.83               |           |              |              |
| Green Valley-Glenwood PSD 05-A Water Reserve           | 07/08/05   |               |                   |                       | 77,630.70              |           |              |              |
| Green Valley-Glenwood PSD 05-B Water Reserve           | 07/08/05   |               |                   |                       | 36,867.59              |           |              |              |
| Green Valley-Glenwood PSD 16-A Water Reserve           | 08/19/16   |               |                   |                       | 51,810.89              |           |              |              |
| Greenbrier County PSD #2 97-B Sewer Revenue            | 12/11/97   | 0.000 - 0.000 | 755,000           | 355,860               | 9,426.04               | 12/37     | MBC - UNB    | S&J          |
| Greenbrier County PSD #2 97-B Sewer Reserve            | 12/11/97   |               |                   |                       | 23,251.18              |           |              |              |
| Greenbrier County PSD #2 18-A Water Revenue            | 05/31/18   | 0.500 - 0.500 | 6,015,000         | 5,046,919             | 0                      | 12/49     | MBC - BPH    | JK           |
| Greenbrier County PSD #2 18-A Water Reserve            | 05/31/18   |               |                   |                       | 0                      |           |              |              |

| ACCOUNT NAME                                   | ISSUE DATE | INTEREST RATE | ORIGINAL ISSUANCE | OUTSTANDING 6/30/2019 | ACCT BALANCE 6/30/2019 | LAST DEBT | PAYING AGENT | BOND COUNSEL |
|--|------------|---------------|-------------------|-----------------------|------------------------|-----------|--------------|--------------|
| Greenbrier County Schools 16 Refunding GO      | 07/27/16   | 1.500 - 5.000 | 23,250,000        | 15,340,000            | 92,201.00              | 05/24     | MBC - DTC    | BR           |
| Greenbrier County Schools 16 Ref GO Sur Col    | 07/27/16   |               |                   |                       | 414,230.21             |           |              |              |
| Greenbrier PSD #1 17-A Sewer Refunding Revenue | 05/11/17   | 2.000 - 3.750 | 5,435,000         | 5,340,000             | 121,625.06             | 10/47     | MBC - DTC    | JK           |
| Greenbrier PSD #1 17-A Sewer Refunding Reserve | 05/11/17   |               |                   |                       | 301,434.88             |           |              |              |
| Greenbrier PSD #1 83-B Sewer Revenue           | 06/23/83   | 0.000 - 0.000 | 910,000           | 24,594                | 21,060.15              | 10/19     | MBC - BNY    | S&J          |
| Hamlin PSD 99 Sewer Revenue                    | 10/28/99   | 0.000 - 0.000 | 1,270,883         | 136,161               | 12,951.50              | 09/21     | MBC - DEP    | G&G          |
| Hamlin PSD 99 Sewer Reserve                    | 10/28/99   |               |                   |                       | 79,673.58              |           |              |              |
| Hammond PSD 02-A Water Revenue                 | 04/16/02   | 0.000 - 0.000 | 472,620           | 273,939               | 4,342.36               | 03/42     | MBC - UNB    | S&J          |
| Hammond PSD 02-A Water Reserve                 | 04/16/02   |               |                   |                       | 12,694.01              |           |              |              |
| Hammond PSD 17-A Water Refunding Revenue       | 02/28/17   | 3.150 - 3.150 | 71,500            | 9,893                 | 5,080.54               | 10/19     | MBC-OVB:BH   | S&J          |
| Hammond PSD 17-A Water Refunding Reserve (R)*  | 02/28/17   |               |                   |                       | 25,864.00              |           |              |              |
| Hammond PSD 17-B Water Refunding Revenue       | 02/28/17   | 3.900 - 3.900 | 785,000           | 716,487               | 10,724.48              | 09/34     | MBC-OVB:BH   | S&J          |
| Hammond PSD 17-B Water Refunding Reserve       | 02/28/17   |               |                   |                       | 60,700.71              |           |              |              |
| Hamrick PSD 09-A Sewer Revenue                 | 12/04/09   | 0.000 - 0.000 | 215,781           | 152,831               | 672.04                 | 09/40     | MBC - DEP    | S&J          |
| Hamrick PSD 09-A Sewer Reserve                 | 12/04/09   |               |                   |                       | 7,486.21               |           |              |              |
| Hamrick PSD 98-B Sewer Revenue                 | 01/20/98   | 2.000 - 2.000 | 1,550,000         | 892,327               | 8,221.86               | 12/37     | MBC - UNB    | S&J          |
| Hamrick PSD 98-B Sewer Reserve                 | 01/20/98   |               |                   |                       | 58,496.22              |           |              |              |
| Hamrick PSD 03-A Water Revenue                 | 03/31/03   | 0.000 - 0.000 | 760,000           | 373,647               | 3,142.46               | 03/34     | MBC - BPH    | S&J          |
| Hamrick PSD 03-A Water Reserve                 | 03/31/03   |               |                   |                       | 26,327.77              |           |              |              |
| Hamrick PSD 17-A Water Revenue                 | 01/17/17   | 1.000 - 1.000 | 4,150,000         | 3,927,475             | 13,468.69              | 12/56     | MBC - UNB    | S&J          |
| Hamrick PSD 17-A Water Reserve                 | 01/17/17   |               |                   |                       | 14,240.15              |           |              |              |
| Hancock County PSD 02 Sewer Revenue            | 08/01/02   | 0.000 - 0.000 | 1,000,000         | 597,402               | 4,590.32               | 06/42     | MBC - UNB    | S&J          |
| Hancock County PSD 02 Sewer Reserve            | 08/01/02   |               |                   |                       | 26,915.32              |           |              |              |
| Hancock County PSD 04-A Sewer Revenue          | 06/08/04   | 0.000 - 0.000 | 899,699           | 573,057               | 7,042.11               | 06/44     | MBC - DEP    | S&J          |
| Hancock County PSD 04-A Sewer Reserve          | 06/08/04   |               |                   |                       | 23,189.09              |           |              |              |
| Hancock County PSD 08-A Sewer Revenue          | 08/12/08   | 0.000 - 0.000 | 4,569,751         | 4,365,670             | 6,257.14               | 06/35     | MBC - DEP    | S&J          |
| Hancock County PSD 08-A Sewer Reserve          | 08/12/08   |               |                   |                       | 66,077.24              |           |              |              |

| ACCOUNT NAME                                     | ISSUE DATE | INTEREST RATE | ORIGINAL ISSUANCE | OUTSTANDING 6/30/2019 | ACCT BALANCE 6/30/2019 | LAST DEBT | PAYING AGENT | BOND COUNSEL |
|--|------------|---------------|-------------------|-----------------------|------------------------|-----------|--------------|--------------|
| Hancock County PSD 08-B Sewer Revenue            | 08/12/08   | 0.000 - 0.000 | 5,468,620         | 4,173,412             | 12,644.57              | 06/48     | MBC - UNB    | S&J          |
| Hancock County PSD 08-B Sewer Reserve            | 08/12/08   |               |                   |                       | 148,935.07             |           |              |              |
| Hancock County PSD 17-A Sewer Revenue            | 12/21/17   | 0.250 - 0.250 | 5,550,000         | 5,019,116             | 0                      | 12/57     | MBC - DEP    | JK           |
| Hancock County PSD 17-A Sewer Reserve            | 12/21/17   |               |                   |                       | 0                      |           |              |              |
| Hancock County PSD 95-A Sewer Revenue            | 12/07/95   | 6.750 - 6.750 | 289,532           | 198,557               | 13,087.25              | 10/33     | MBC - BNY    | S&J          |
| Hancock County PSD 95-A Sewer Reserve (R)*       | 12/07/95   |               |                   |                       | 22,226.66              |           |              |              |
| Hancock County PSD 95-B Sewer Revenue            | 12/07/95   | 6.250 - 6.250 | 1,080,088         | 766,815               | 44,722.55              | 10/35     | MBC - BNY    | S&J          |
| Hancock County PSD 95-B Sewer Reserve (R)*       | 12/07/95   |               |                   |                       | 77,180.74              |           |              |              |
| Hancock County PSD 99 Sewer Revenue              | 12/02/99   | 0.000 - 0.000 | 4,996,347         | 437,178               | 71,428.88              | 03/21     | MBC - DEP    | S&J          |
| Hancock County PSD 99 Sewer Reserve (R)*         | 12/02/99   |               |                   |                       | 258,819.30             |           |              |              |
| Hancock County Schools 11 GO                     | 03/10/11   | 3.000 - 5.000 | 37,000,000        | 29,470,000            | 197,789.74             | 05/36     | MBC - DTC    | BR           |
| Hancock County Schools 11 GO Surplus Collections | 03/10/11   |               |                   |                       | 1,963,391.88           |           |              |              |
| Hancock County Schools 83 GO Bank Fee            | 04/01/83   |               |                   |                       | 12,687.69              |           |              |              |
| Handley 90-A Sewer Revenue                       | 07/27/90   | 8.100 - 8.100 | 155,251           | 94,226                | 6,654.99               | 10/29     | MBC - BNY    | VLF          |
| Handley 90-A Sewer Reserve                       | 07/27/90   |               |                   |                       | 13,263.00              |           |              |              |
| Handley 90-B Sewer Revenue                       | 07/27/90   | 0.000 - 0.000 | 7,011             | 2,030                 | 152.22                 | 10/29     | MBC - BNY    | VLF          |
| Handley 90-B Sewer Reserve                       | 07/27/90   |               |                   |                       | 185                    |           |              |              |
| Hardy County PSD 14-A Sewer Revenue              | 03/07/14   | 0.000 - 0.000 | 1,271,950         | 1,140,638             | 2,956.49               | 06/30     | MBC - UNB    | S&J          |
| Hardy County PSD 14-A Sewer Reserve              | 03/07/14   |               |                   |                       | 13,780.20              |           |              |              |
| Hardy County PSD 01-A Water Reserve              | 09/18/01   |               |                   |                       | 38,117.35              |           |              |              |
| Hardy County PSD 02-A Water Revenue              | 03/19/02   | 0.000 - 0.000 | 1,215,824         | 713,806               | 3,223.90               | 03/42     | MBC - UNB    | S&J          |
| Hardy County PSD 02-A Water Reserve              | 03/19/02   |               |                   |                       | 32,628.82              |           |              |              |
| Hardy County PSD 03-A Water Revenue              | 07/30/03   | 0.000 - 0.000 | 534,200           | 330,859               | 1,418.67               | 06/43     | MBC - UNB    | S&J          |
| Hardy County PSD 03-A Water Reserve              | 07/30/03   |               |                   |                       | 14,323.30              |           |              |              |
| Hardy County PSD 08-A Water Reserve              | 10/14/08   |               |                   |                       | 129,247.46             |           |              |              |
| Hardy County PSD 10-A Water Revenue              | 09/30/10   | 0.000 - 0.000 | 1,641,250         | 1,332,168             | 3,863.78               | 09/50     | MBC - UNB    | S&J          |
| Hardy County PSD 10-A Water Reserve              | 09/30/10   |               |                   |                       | 44,361.56              |           |              |              |

| ACCOUNT NAME                                  | ISSUE DATE | INTEREST RATE | ORIGINAL ISSUANCE | OUTSTANDING 6/30/2019 | ACCT BALANCE 6/30/2019 | LAST DEBT | PAYING AGENT | BOND COUNSEL |
|---|------------|---------------|-------------------|-----------------------|------------------------|-----------|--------------|--------------|
| Hardy County PSD 17-A Water Refunding Revenue | 04/19/17   | 2.950 - 2.950 | 139,000           | 118,840               | 1,220.64               | 02/29     | CVB:BH       | S&J          |
| Hardy County PSD 17-A Water Refunding Reserve | 04/19/17   |               |                   |                       | 14,308.75              |           |              |              |
| Hardy County PSD 17-B Water Refunding Revenue | 04/19/17   | 3.300 - 3.300 | 26,000            | 22,775                | 213.3                  | 06/30     | CVB:BH       | S&J          |
| Hardy County PSD 17-B Water Refunding Reserve | 04/19/17   |               |                   |                       | 2,501.21               |           |              |              |
| Hardy County PSD 17-C Water Refunding Revenue | 04/19/17   | 3.150 - 3.150 | 208,000           | 187,902               | 1,440.71               | 05/33     | CVB:BH       | S&J          |
| Hardy County PSD 17-C Water Refunding Reserve | 04/19/17   |               |                   |                       | 16,888.39              |           |              |              |
| Hardy County PSD 17-D Water Refunding Revenue | 04/19/17   | 3.250 - 3.250 | 422,900           | 389,695               | 2,646.09               | 11/35     | GCB:BH       | S&J          |
| Hardy County PSD 17-D Water Refunding Reserve | 04/19/17   |               |                   |                       | 31,019.26              |           |              |              |
| Hardy County PSD 17-E Water Refunding Revenue | 04/19/17   | 3.400 - 3.400 | 430,400           | 400,866               | 2,572.23               | 06/37     | GCB:BH       | S&J          |
| Hardy County PSD 17-E Water Refunding Reserve | 04/19/17   |               |                   |                       | 30,153.55              |           |              |              |
| Hardy County Schools 12 GO                    | 10/25/12   | 2.000 - 3.000 | 21,545,000        | 14,925,000            | 81,990.92              | 06/30     | MBC - DTC    | BR           |
| Hardy County Schools 12 GO Sur Col            | 10/25/12   |               |                   |                       | 1,130,824.86           |           |              |              |
| Harman 08-A Sewer Revenue                     | 11/07/08   | 0.000 - 0.000 | 300,000           | 230,910               | 685.57                 | 09/48     | MBC - UNB    | S&J          |
| Harman 08-A Sewer Reserve                     | 11/07/08   |               |                   |                       | 7,193.62               |           |              |              |
| Harman 16-A Water Revenue                     | 08/19/16   | 0.000 - 0.000 | 3,435,000         | 3,325,044             | 7,867.04               | 06/56     | MBC - UNB    | S&J          |
| Harman 16-A Water Reserve                     | 08/16/16   |               |                   |                       | 9,901.68               |           |              |              |
| Harpers Ferry 08-A Water Reserve              | 03/13/08   |               |                   |                       | 17,809.02              |           |              |              |
| Harpers Ferry 86-A Water Revenue              | 12/19/86   | 8.380 - 8.380 | 611,912           | 304,794               | 36,617.38              | 10/26     | MBC - BNY    | S&J          |
| Harpers Ferry 86-A Water Reserve              | 12/19/86   |               |                   |                       | 54,431.20              |           |              |              |
| Harpers Ferry 86-B Water Revenue              | 12/19/86   | 0.000 - 0.000 | 150,088           | 31,597                | 6,465.60               | 10/26     | MBC - BNY    | S&J          |
| Harpers Ferry 86-B Water Reserve              | 12/19/86   |               |                   |                       | 12,062.51              |           |              |              |
| Harpers Ferry-Bolivar PSD 09-A Sewer Revenue  | 07/21/09   | 0.000 - 0.000 | 629,612           | 362,021               | 3,223.68               | 12/30     | MBC - DEP    | JK           |
| Harpers Ferry-Bolivar PSD 09-A Sewer Reserve  | 07/21/09   |               |                   |                       | 32,607.04              |           |              |              |
| Harpers Ferry-Bolivar PSD 18-A Sewer Revenue  | 01/26/18   | 2.500 - 2.500 | 2,874,930         | 2,698,747             | 0                      | 12/37     | MBC - DEP    | JK           |
| Harpers Ferry-Bolivar PSD 18-A Sewer Reserve  | 01/26/18   |               |                   |                       | 0                      |           |              |              |
| Harrisville 01-A Sewer Revenue                | 04/11/01   | 2.000 - 2.000 | 638,000           | 103,520               | 7,376.44               | 03/22     | MBC - DEP    | JK           |
| Harrisville 01-A Sewer Reserve                | 04/11/01   |               |                   |                       | 39,228.82              |           |              |              |



| ACCOUNT NAME                   | ISSUE DATE | INTEREST RATE | ORIGINAL ISSUANCE | OUTSTANDING 6/30/2019 | ACCT BALANCE 6/30/2019 | LAST DEBT | PAYING AGENT | BOND COUNSEL |
|--------------------------------|------------|---------------|-------------------|-----------------------|------------------------|-----------|--------------|--------------|
| Harrisville 08-A Sewer Reserve | 11/20/08   |               |                   |                       | 21,136.23              |           |              |              |
| Harrisville 13-A Sewer Reserve | 12/13/13   |               |                   |                       | 1,561.97               |           |              |              |
| Harrisville 13-B Sewer Reserve | 12/13/13   |               |                   |                       | 30,839.50              |           |              |              |
| Harrisville 90 Sewer Reserve   | 04/17/90   |               |                   |                       | 36,842.41              |           |              |              |
| Harrisville 08-A Water Reserve | 08/15/08   |               |                   |                       | 35,547.21              |           |              |              |
| Harrisville 08-B Water Reserve | 09/18/08   |               |                   |                       | 13,714.73              |           |              |              |
| Harrisville 12-A Water Reserve | 02/03/12   |               |                   |                       | 8,929.01               |           |              |              |
| Harrisville 14-A Water Reserve | 07/25/14   |               |                   |                       | 6,827.42               |           |              |              |
| Harrisville 14-B Water Revenue | 07/25/14   | 1.000 - 1.000 | 290,000           | 266,580               | 811.41                 | 06/54     | MBC - UNB    | JK           |
| Harrisville 14-B Water Reserve | 07/25/14   |               |                   |                       | 3,558.46               |           |              |              |
| Hartford 15-A Water Revenue    | 08/18/15   | 0.500 - 0.500 | 207,136           | 186,167               | 1,095.27               | 03/46     | MBC - BPH    | S&J          |
| Hartford 15-A Water Reserve    | 08/18/15   |               |                   |                       | 2,543.66               |           |              |              |
| Hartford 18-A Water Revenue    | 06/27/18   | 0.500 - 0.500 | 1,425,864         | 1,330,154             | 0                      | 09/49     | MBC - BPH    | S&J          |
| Hartford 18-A Water Reserve    | 06/27/18   |               |                   |                       | 0                      |           |              |              |
| Hillsboro 86-A Sewer Revenue   | 05/30/86   | 9.750 - 9.750 | 280,400           | 138,229               | 19,472.16              | 10/25     | MBC - BNY    | LFG          |
| Hillsboro 86-A Sewer Reserve   | 05/30/86   |               |                   |                       | 28,487.47              |           |              |              |
| Hillsboro 86-B Sewer Revenue   | 05/30/86   | 0.000 - 0.000 | 139,600           | 25,716                | 3,408.76               | 10/25     | MBC - BNY    | LFG          |
| Hillsboro 86-B Sewer Reserve   | 05/30/86   |               |                   |                       | 3,752.17               |           |              |              |
| Hinton 04-A Sewer Revenue      | 03/30/04   | 0.000 - 0.000 | 490,000           | 310,961               | 5,275.77               | 03/44     | MBC - DEP    | S&J          |
| Hinton 04-A Sewer Reserve      | 03/30/04   |               |                   |                       | 12,709.79              |           |              |              |
| Hinton 12-A Sewer Revenue      | 08/29/12   | 0.000 - 0.000 | 1,228,000         | 1,052,569             | 3,158.19               | 06/52     | MBC - DEP    | S&J          |
| Hinton 12-A Sewer Reserve      | 08/29/12   |               |                   |                       | 18,359.58              |           |              |              |
| Hinton 90-A Sewer Revenue      | 06/14/90   | 7.850 - 7.850 | 637,262           | 379,667               | 33,281.81              | 10/29     | MBC - BNY    | S&J          |
| Hinton 90-A Sewer Reserve      | 06/14/90   |               |                   |                       | 53,408.75              |           |              |              |
| Hinton 90-B Sewer Revenue      | 06/14/90   | 0.000 - 0.000 | 29,738            | 8,388                 | 3,515.52               | 10/29     | MBC - BNY    | S&J          |
| Hinton 90-B Sewer Reserve      | 06/14/90   |               |                   |                       | 794.48                 |           |              |              |
| Hinton 90-C Sewer Reserve      | 06/14/90   |               |                   |                       | 39,816.74              |           |              |              |

| ACCOUNT NAME                            | ISSUE DATE | INTEREST RATE | ORIGINAL ISSUANCE | OUTSTANDING 6/30/2019 | ACCT BALANCE 6/30/2019 | LAST DEBT | PAYING AGENT | BOND COUNSEL |
|---|------------|---------------|-------------------|-----------------------|------------------------|-----------|--------------|--------------|
| Hodgesville PSD 02-A Water Reserve      | 12/18/02   |               |                   |                       | 23,598.85              |           |              |              |
| Hodgesville PSD 11-A Water Reserve      | 04/14/11   |               |                   |                       | 11,557.58              |           |              |              |
| Hughes River Water 08-A Water Reserve   | 12/18/08   |               |                   |                       | 19,183.48              |           |              |              |
| Hughes River Water 08-B Water Reserve   | 12/18/08   |               |                   |                       | 5,580.84               |           |              |              |
| Huntington 00-A Sewer Revenue           | 10/24/00   | 2.000 - 2.000 | 1,832,399         | 270,151               | 11,912.99              | 12/21     | MBC - DEP    | S&J          |
| Huntington 00-A Sewer Reserve           | 10/24/00   |               |                   |                       | 114,816.11             |           |              |              |
| Huntington 10-A Sewer Revenue           | 01/12/10   | 2.000 - 2.000 | 4,022,945         | 2,360,205             | 47,115.04              | 03/30     | MBC - DEP    | S&J          |
| Huntington 10-A Sewer Reserve           | 01/12/10   |               |                   |                       | 247,383.02             |           |              |              |
| Huntington 10-B Sewer Revenue           | 11/10/10   | 2.000 - 2.000 | 2,622,055         | 1,758,979             | 22,483.57              | 12/31     | MBC - DEP    | S&J          |
| Huntington 10-B Sewer Reserve           | 11/10/10   |               |                   |                       | 159,704.50             |           |              |              |
| Huntington 15-A Sewer Revenue           | 03/26/15   | 2.000 - 3.750 | 5,630,000         | 5,365,000             | 199,177.34             | 11/35     | MBC - DTC    | S&J          |
| Huntington 15-A Sewer Reserve           | 03/26/15   |               |                   |                       | 428,451.33             |           |              |              |
| Huntington 16-A Sewer Refunding Revenue | 04/08/16   | 2.020 - 2.020 | 2,816,000         | 1,922,000             | 261,050.41             | 11/23     | SIGNBK:BH    | S&J          |
| Huntington 16-A Sewer Refunding Reserve | 04/08/16   |               |                   |                       | 292,201.54             |           |              |              |
| Huntington 99 Sewer Revenue             | 06/22/99   | 2.000 - 2.000 | 2,083,550         | 125,087               | 13,184.26              | 06/20     | MBC - DEP    | S&J          |
| Huntington 99 Sewer Reserve             | 06/22/99   |               |                   |                       | 128,123.46             |           |              |              |
| Hurricane 05-B Sewer Revenue            | 08/09/05   | 3.000 - 3.000 | 1,114,236         | 533,489               | 64,980.28              | 10/25     | MBC - BNY    | S&J          |
| Hurricane 05-B Sewer Reserve            | 08/09/05   |               |                   |                       | 93,267.35              |           |              |              |
| Hurricane 05-C Sewer Revenue            | 08/09/05   | 5.000 - 5.000 | 485,764           | 232,580               | 28,328.68              | 10/25     | MBC - BNY    | S&J          |
| Hurricane 05-C Sewer Reserve            | 08/09/05   |               |                   |                       | 40,660.11              |           |              |              |
| Hurricane 17-A Sewer Refunding Revenue  | 03/30/17   | 2.490 - 2.490 | 5,617,141         | 4,556,216             | 109,982.42             | 08/27     | MBC-BBT GOV  | S&J          |
| Hurricane 17-A Sewer Refunding Reserve  | 03/30/17   |               |                   |                       | 581,024.01             |           |              |              |
| Hurricane 07-A Water Revenue            | 05/31/07   | 2.560 - 4.260 | 1,880,000         | 466,149               | 29,634.26              | 06/22     | MBC-BBT GOV  | S&J          |
| Hurricane 07-A Water Reserve            | 05/31/07   |               |                   |                       | 93,114.86              |           |              |              |
| Hurricane 94 Water Revenue              | 05/05/94   | 6.750 - 6.750 | 1,100,000         | 745,424               | 43,209.16              | 10/33     | MBC - BNY    | S&J          |
| Hurricane 94 Water Reserve              | 05/05/94   |               |                   |                       | 81,490.69              |           |              |              |
| Huttonsville PSD 03-A Sewer Revenue     | 06/03/03   | 0.000 - 0.000 | 3,934,000         | 2,285,191             | 10,596.33              | 03/39     | MBC - UNB    | JK           |

| ACCOUNT NAME                             | ISSUE DATE | INTEREST RATE | ORIGINAL ISSUANCE | OUTSTANDING 6/30/2019 | ACCT BALANCE 6/30/2019 | LAST DEBT | PAYING AGENT | BOND COUNSEL |
|--|------------|---------------|-------------------|-----------------------|------------------------|-----------|--------------|--------------|
| Huttonsville PSD 03-A Sewer Reserve      | 06/06/03   |               |                   |                       | 120,168.76             |           |              |              |
| Huttonsville PSD 03-B Sewer Reserve      | 06/06/03   |               |                   |                       | 30,651.52              |           |              |              |
| Huttonsville PSD 11-A Sewer Reserve      | 04/25/11   |               |                   |                       | 33,471.75              |           |              |              |
| Huttonsville PSD 11-B Sewer Revenue      | 04/25/11   | 0.000 - 0.000 | 800,000           | 664,020               | 1,878.86               | 03/51     | MBC - UNB    | S&J          |
| Huttonsville PSD 11-B Sewer Reserve      | 04/25/11   |               |                   |                       | 21,727.09              |           |              |              |
| Huttonsville PSD 11-C Sewer Revenue      | 04/25/11   | 0.000 - 0.000 | 200,000           | 165,940               | 471.26                 | 03/51     | MBC - UNB    | S&J          |
| Huttonsville PSD 11-C Sewer Reserve      | 04/25/11   |               |                   |                       | 5,441.37               |           |              |              |
| Huttonsville PSD 84-B Sewer Revenue      | 02/28/84   | 0.000 - 0.000 | 144,089           | 4,002                 | 3,095.82               | 10/19     | MBC - BNY    | S&J          |
| Huttonsville PSD 00-A Water Reserve (R)* | 07/27/00   |               |                   |                       | 35,288.53              |           |              |              |
| Huttonsville PSD 04-A Water Revenue      | 08/25/04   | 0.000 - 0.000 | 952,000           | 622,222               | 2,421.67               | 06/44     | MBC - UNB    | JK           |
| Huttonsville PSD 04-A Water Reserve (R)* | 08/25/04   |               |                   |                       | 25,843.51              |           |              |              |
| Huttonsville PSD 04-B Water Reserve (R)* | 08/24/04   |               |                   |                       | 22,655.53              |           |              |              |
| Huttonsville PSD 12-A Water Revenue      | 08/07/12   | 0.000 - 0.000 | 244,500           | 193,550               | 828.58                 | 03/43     | MBC - BPH    | S&J          |
| Huttonsville PSD 12-A Water Reserve (R)* | 08/07/12   |               |                   |                       | 5,326.27               |           |              |              |
| Huttonsville PSD 12-B Water Reserve      | 12/18/12   |               |                   |                       | 109,848.67             |           |              |              |
| Huttonsville PSD 12-C Water Revenue      | 12/18/12   | 0.000 - 0.000 | 1,085,000         | 950,252               | 2,556.07               | 12/52     | MBC - UNB    | S&J          |
| Huttonsville PSD 12-C Water Reserve      | 12/18/12   |               |                   |                       | 14,117.93              |           |              |              |
| Huttonsville PSD 12-D Water Revenue      | 12/18/12   | 1.000 - 1.000 | 1,100,000         | 985,132               | 3,164.74               | 12/52     | MBC - UNB    | S&J          |
| Huttonsville PSD 12-D Water Reserve      | 12/18/12   |               |                   |                       | 17,241.31              |           |              |              |
| Huttonsville PSD 12-E Water Revenue      | 12/18/12   | 0.000 - 0.000 | 1,700,000         | 1,671,996             | 783.85                 | 09/45     | MBC - UNB    | S&J          |
| Huttonsville PSD 12-E Water Reserve      | 12/18/12   |               |                   |                       | 42,053.74              |           |              |              |
| Huttonsville PSD 15-A Water Reserve      | 06/05/15   |               |                   |                       | 14,944.86              |           |              |              |
| Huttonsville PSD 15-B Water Revenue      | 06/05/15   | 0.000 - 0.000 | 3,655,500         | 3,381,333             | 12,537.57              | 03/47     | MBC - BPH    | S&J          |
| Huttonsville PSD 15-B Water Reserve      | 06/05/15   |               |                   |                       | 126,541.05             |           |              |              |
| Huttonsville PSD 96 Water Reserve (R)*   | 06/07/96   |               |                   |                       | 56,639.25              |           |              |              |
| Huttonsville 14-A Water Revenue          | 08/18/14   | 1.000 - 1.000 | 576,000           | 532,301               | 1,621.77               | 06/54     | MBC - UNB    | S&J          |
| Huttonsville 14-A Water Reserve          | 08/18/14   |               |                   |                       | 6,637.13               |           |              |              |

| ACCOUNT NAME                                 | ISSUE DATE | INTEREST RATE | ORIGINAL ISSUANCE | OUTSTANDING 6/30/2019 | ACCT BALANCE 6/30/2019 | LAST DEBT | PAYING AGENT | BOND COUNSEL |
|--|------------|---------------|-------------------|-----------------------|------------------------|-----------|--------------|--------------|
| Jane Lew PSD 05-A Sewer Revenue              | 07/19/05   | 0.000 - 0.000 | 959,015           | 639,343               | 2,337.85               | 06/45     | MBC - UNB    | S&J          |
| Jane Lew PSD 05-A Sewer Reserve              | 07/19/05   |               |                   |                       | 25,522.36              |           |              |              |
| Jane Lew PSD 13-A Sewer Revenue              | 05/06/13   | 0.000 - 0.000 | 5,167,000         | 4,559,104             | 12,516.90              | 03/53     | MBC - UNB    | S&J          |
| Jane Lew PSD 13-A Sewer Reserve              | 05/06/13   |               |                   |                       | 63,720.86              |           |              |              |
| Jane Lew PSD 04-A Water Reserve              | 12/16/04   |               |                   |                       | 32,327.16              |           |              |              |
| Jane Lew PSD 09-A Water Revenue              | 10/23/09   | 0.000 - 0.000 | 429,399           | 307,713               | 2,441.55               | 12/40     | MBC - BPH    | S&J          |
| Jane Lew PSD 09-A Water Reserve              | 10/23/09   |               |                   |                       | 12,831.08              |           |              |              |
| Jefferson County Schools 12 Ref GO           | 08/02/12   | 4.000 - 4.000 | 11,590,000        | 1,685,000             | 109,653.48             | 05/20     | MBC - DTC    | BR           |
| Jefferson County Schools 12 Ref Sur Col      | 08/02/12   |               |                   |                       | 1,365,335.46           |           |              |              |
| Jefferson County Schools 12 Ref Spec Sur     | 08/02/12   |               |                   |                       | 0                      |           |              |              |
| Junior 04-A Sewer Revenue                    | 10/25/04   | 0.000 - 0.000 | 902,250           | 496,238               | 6,036.47               | 12/35     | MBC - DEP    | S&J          |
| Junior 04-A Sewer Reserve                    | 10/25/04   |               |                   |                       | 31,116.52              |           |              |              |
| Junior 12-A Sewer Reserve                    | 06/21/12   |               |                   |                       | 8,388.49               |           |              |              |
| Junior 09-A Water Revenue                    | 09/10/09   | 0.000 - 0.000 | 690,000           | 538,632               | 3,036.61               | 09/49     | MBC - UNB    | S&J          |
| Junior 09-A Water Reserve                    | 09/10/09   |               |                   |                       | 18,554.76              |           |              |              |
| Justice PSD 93 Water Revenue                 | 11/24/93   | 6.750 - 6.750 | 439,000           | 295,903               | 15,213.11              | 10/33     | MBC - BNY    | JK           |
| Justice PSD 93 Water Reserve                 | 11/24/93   |               |                   |                       | 31,978.00              |           |              |              |
| Kanawha Falls PSD 03-A Sewer Revenue         | 11/06/03   | 0.000 - 0.000 | 1,990,400         | 1,044,941             | 13,606.74              | 03/35     | MBC - DEP    | JK           |
| Kanawha Falls PSD 03-A Sewer Reserve         | 11/06/03   |               |                   |                       | 67,757.64              |           |              |              |
| Kanawha Falls PSD 03-B Sewer Revenue         | 11/06/03   | 5.800 - 5.800 | 110,000           | 39,748                | 6,809.63               | 10/23     | MBC-BBT/WDA  | JK           |
| Kanawha Falls PSD 03-B Sewer Reserve         | 11/06/03   |               |                   |                       | 9,494.64               |           |              |              |
| Kanawha Falls PSD 81 Sewer Reserve           | 01/01/81   |               |                   |                       | 143,646.07             |           |              |              |
| Kanawha Falls PSD 02-A Water Reserve         | 02/22/02   |               |                   |                       | 24,801.03              |           |              |              |
| Kanawha Falls PSD 80 Water Imp & Ref Reserve | 09/14/81   |               |                   |                       | 161,857.85             |           |              |              |
| Kanawha (UKV) PSD 02-A Sewer Revenue         | 03/15/02   | 0.500 - 0.500 | 300,000           | 136,173               | 997.8                  | 03/32     | MBC - UNB    | S&J          |
| Kanawha (UKV) PSD 02-A Sewer Reserve         | 03/15/02   |               |                   |                       | 11,159.92              |           |              |              |
| Kanawha (Chelyan) PSD 02 Sewer Revenue       | 06/04/02   | 0.000 - 0.000 | 3,118,574         | 1,863,044             | 7,279.05               | 06/42     | MBC - UNB    | G&G          |

| ACCOUNT NAME                             | ISSUE DATE | INTEREST RATE | ORIGINAL ISSUANCE | OUTSTANDING 6/30/2019 | ACCT BALANCE 6/30/2019 | LAST DEBT | PAYING AGENT | BOND COUNSEL |
|--|------------|---------------|-------------------|-----------------------|------------------------|-----------|--------------|--------------|
| Kanawha (Chelyan) PSD 02 Sewer Reserve   | 06/04/02   |               |                   |                       | 84,122.61              |           |              |              |
| Kanawha (Chelyan) PSD 09-A Sewer Revenue | 12/15/09   | 0.000 - 0.000 | 2,761,569         | 1,691,449             | 13,663.30              | 09/31     | MBC - DEP    | JK           |
| Kanawha (Chelyan) PSD 09-A Sewer Reserve | 12/15/09   |               |                   |                       | 111,733.79             |           |              |              |
| Kanawha (Chelyan) PSD 94-A Sewer Revenue | 04/22/94   | 6.750 - 6.750 | 1,023,500         | 693,583               | 33,946.03              | 10/33     | MBC - BNY    | JK           |
| Kanawha (Chelyan) PSD 94-A Sewer Reserve | 04/22/94   |               |                   |                       | 75,824.40              |           |              |              |
| Kanawha (Chelyan) PSD 94-B Sewer Revenue | 04/22/94   | 6.750 - 6.750 | 175,276           | 118,777               | 5,813.88               | 10/33     | MBC - BNY    | JK           |
| Kanawha (Chelyan) PSD 94-B Sewer Reserve | 04/22/94   |               |                   |                       | 12,984.82              |           |              |              |
| Kanawha (Chelyan) PSD 95-A Sewer Revenue | 06/29/95   | 6.750 - 6.750 | 634,000           | 432,113               | 21,150.73              | 10/33     | MBC - BNY    | JK           |
| Kanawha (Chelyan) PSD 95-A Sewer Reserve | 06/29/95   |               |                   |                       | 47,240.37              |           |              |              |
| Kanawha (UKV-London) PSD 97-L Sewer Note | 08/18/97   | 0.000 - 0.000 | 119,064           | 119,064               | 0                      | 08/20     | MBC - UNB    | S&J          |
| Kanawha (UKV-Pnt Ck) PSD 97-P Sewer Note | 08/18/97   | 0.000 - 0.000 | 145,000           | 145,000               | 0                      | 08/20     | MBC - UNB    | S&J          |
| Kanawha (Chelyan) PSD 99-A Sewer Revenue | 07/15/99   | 0.000 - 0.000 | 2,518,000         | 986,201               | 8,135.35               | 03/31     | MBC - DEP    | JK           |
| Kanawha (Chelyan) PSD 99-A Sewer Reserve | 07/15/99   |               |                   |                       | 87,158.35              |           |              |              |
| Kanawha (UKV) PSD 99 Sewer Revenue       | 10/21/99   | 0.000 - 0.000 | 5,768,297         | 3,033,936             | 13,473.07              | 09/39     | MBC - UNB    | S&J          |
| Kanawha (UKV) PSD 99 Sewer Reserve       | 10/21/99   |               |                   |                       | 155,588.18             |           |              |              |
| Kenova 07-A Sewer Revenue                | 07/12/07   | 0.000 - 0.000 | 3,747,000         | 2,742,880             | 11,976.49              | 06/47     | MBC - UNB    | S&J          |
| Kenova 07-A Sewer Reserve                | 07/12/07   |               |                   |                       | 97,964.40              |           |              |              |
| Kenova 07-B Sewer Revenue                | 07/12/07   | 0.000 - 0.000 | 4,649,209         | 3,403,342             | 16,173.29              | 06/47     | MBC - DEP    | S&J          |
| Kenova 07-B Sewer Reserve                | 07/12/07   |               |                   |                       | 121,548.00             |           |              |              |
| Kenova 91-A Sewer Revenue                | 08/09/91   | 8.100 - 8.100 | 508,101           | 308,379               | 22,399.15              | 10/29     | MBC - BNY    | S&J          |
| Kenova 91-A Sewer Reserve                | 08/09/91   |               |                   |                       | 43,407.00              |           |              |              |
| Kenova 91-B Sewer Revenue                | 08/09/91   | 0.000 - 0.000 | 22,941            | 6,641                 | 467.96                 | 10/29     | MBC - BNY    | S&J          |
| Kenova 91-B Sewer Reserve                | 08/09/91   |               |                   |                       | 604                    |           |              |              |
| Kenova 01 Water Reserve                  | 12/06/01   |               |                   |                       | 49,091.16              |           |              |              |
| Kenova 05-A Water Revenue                | 09/27/05   | 5.050 - 5.050 | 1,500,000         | 698,533               | 83,652.04              | 10/25     | MBC - BNY    | G&G          |
| Kenova 05-A Water Reserve                | 09/27/05   |               |                   |                       | 120,940.80             |           |              |              |
| Kenova 05-B Water Revenue                | 09/27/05   | 6.000 - 6.000 | 1,500,000         | 1,305,567             | 44,860.17              | 10/44     | MBC - BNY    | G&G          |

| ACCOUNT NAME                                     | ISSUE DATE | INTEREST RATE | ORIGINAL ISSUANCE | OUTSTANDING 6/30/2019 | ACCT BALANCE 6/30/2019 | LAST DEBT | PAYING AGENT | BOND COUNSEL |
|--|------------|---------------|-------------------|-----------------------|------------------------|-----------|--------------|--------------|
| Kenova 05-B Water Reserve                        | 09/27/05   |               |                   |                       | 100,404.00             |           |              |              |
| Kenova 05-C Water Revenue                        | 09/27/05   | 0.000 - 0.000 | 9,986,213         | 5,908,482             | 50,206.97              | 03/37     | MBC - BPH    | G&G          |
| Kenova 05-C Water Reserve                        | 09/27/05   |               |                   |                       | 332,876.40             |           |              |              |
| Kenova 17 Water Reserve                          | 03/16/17   |               |                   |                       | 0                      |           |              |              |
| Keyser 01-B Sewer Refunding Revenue              | 09/13/01   | 4.000 - 5.800 | 1,795,000         | 755,000               | 93,398.19              | 10/25     | MBC - DTC    | BR           |
| Keyser 01-B Sewer Refunding Reserve (R)*         | 09/13/01   |               |                   |                       | 140,772.01             |           |              |              |
| Keyser 01 Sewer Revenue                          | 02/13/01   | 0.000 - 0.000 | 523,072           | 523,072               | 282.03                 | 03/25     | MBC - DEP    | BR           |
| Keyser 01 Sewer Reserve (R)*                     | 01/25/01   |               |                   |                       | 0                      |           |              |              |
| Keyser 14-A Sewer Revenue                        | 08/27/14   | 1.000 - 1.000 | 2,597,300         | 2,426,154             | 10,609.63              | 06/54     | MBC - UNB    | BR           |
| Keyser 14-A Sewer Reserve                        | 08/27/14   |               |                   |                       | 27,825.81              |           |              |              |
| Keyser 15-A Sewer Revenue                        | 01/29/15   | 0.000 - 0.000 | 20,400,000        | 19,819,465            | 29,766.41              | 06/50     | MBC - DEP    | S&J          |
| Keyser 15-A Sewer Reserve                        | 01/29/15   |               |                   |                       | 155,283.84             |           |              |              |
| Keyser 80 Sewer Reserve (R)*                     | 09/14/81   |               |                   |                       | 58,774.69              |           |              |              |
| Keyser 99 Sewer Revenue                          | 11/16/99   | 0.000 - 0.000 | 5,753,801         | 980,760               | 56,188.81              | 03/23     | MBC - DEP    | BR           |
| Keyser 99 Sewer Reserve (R)*                     | 11/16/99   |               |                   |                       | 272,244.98             |           |              |              |
| Keyser 13-A Water Reserve                        | 09/03/13   |               |                   |                       | 67,585.49              |           |              |              |
| Keyser 14-A Water Reserve                        | 08/27/14   |               |                   |                       | 49,368.87              |           |              |              |
| Keyser 98-A Water Revenue                        | 10/15/98   | 6.250 - 6.250 | 761,842           | 546,953               | 31,522.91              | 10/35     | MBC - BNY    | BR           |
| Keyser 98-A Water Reserve                        | 10/15/98   |               |                   |                       | 53,760.96              |           |              |              |
| Keyser 98-B Water Revenue                        | 10/15/98   | 5.800 - 5.800 | 2,997,584         | 2,264,364             | 111,955.93             | 10/38     | MBC - BNY    | BR           |
| Keyser 98-B Water Reserve                        | 10/15/98   |               |                   |                       | 195,951.79             |           |              |              |
| Kingmill Valley PSD 10-A Sewer Reserve           | 02/11/10   |               |                   |                       | 108,893.77             |           |              |              |
| Kingmill Valley PSD 14-A Sewer Refunding Revenue | 04/23/14   | 2.670 - 2.670 | 721,925           | 427,683               | 6,379.09               | 10/25     | MBC-BBT GOV  | S&J          |
| Kingmill Valley PSD 14-A Sewer Refunding Reserve | 04/23/14   |               |                   |                       | 75,008.59              |           |              |              |
| Kingmill Valley PSD 86-B Sewer Revenue           | 06/12/86   | 0.000 - 0.000 | 81,343            | 14,600                | 2,012.87               | 10/25     | MBC - BNY    | S&J          |
| Kingmill Valley PSD 86-B Sewer Reserve           | 06/12/86   |               |                   |                       | 3,483.69               |           |              |              |
| Kingmill Valley PSD 99-A Sewer Revenue           | 06/15/99   | 5.800 - 5.800 | 183,200           | 138,388               | 5,976.03               | 10/38     | MBC - BNY    | S&J          |

| ACCOUNT NAME                               | ISSUE DATE | INTEREST RATE | ORIGINAL ISSUANCE | OUTSTANDING 6/30/2019 | ACCT BALANCE 6/30/2019 | LAST DEBT | PAYING AGENT | BOND COUNSEL |
|--|------------|---------------|-------------------|-----------------------|------------------------|-----------|--------------|--------------|
| Kingmill Valley PSD 99-A Sewer Reserve     | 06/15/99   |               |                   |                       | 12,009.19              |           |              |              |
| Kingwood 01 Sewer Revenue                  | 12/20/01   | 0.000 - 0.000 | 876,739           | 401,048               | 9,039.94               | 03/33     | MBC - DEP    | S&J          |
| Kingwood 01 Sewer Reserve (R)*             | 12/20/01   |               |                   |                       | 30,344.18              |           |              |              |
| Kingwood 10-A Sewer Refunding Revenue      | 08/27/10   | 3.000 - 4.250 | 1,605,000         | 865,000               | 95,477.55              | 10/25     | MBC - DTC    | S&J          |
| Kingwood 10-A Sewer Refunding Reserve (R)* | 08/27/10   |               |                   |                       | 152,308.14             |           |              |              |
| Kingwood 12-A Sewer Revenue                | 07/25/12   | 0.000 - 0.000 | 15,794,955        | 14,044,955            | 33,119.02              | 06/52     | MBC - DEP    | S&J          |
| Kingwood 12-A Sewer Reserve                | 07/25/12   |               |                   |                       | 302,267.87             |           |              |              |
| Kingwood 86-B Sewer Revenue                | 03/26/86   | 0.000 - 0.000 | 850,860           | 156,737               | 41,698.37              | 10/25     | MBC - BNY    | S&J          |
| Kingwood 86-B Sewer Reserve (R)*           | 03/26/86   |               |                   |                       | 23,735.14              |           |              |              |
| Kingwood 01 Water Revenue                  | 01/18/01   | 5.800 - 5.800 | 1,139,214         | 181,090               | 71,189.67              | 10/20     | MBC - BNY    | S&J          |
| Kingwood 01 Water Reserve                  | 01/18/01   |               |                   |                       | 99,640.22              |           |              |              |
| Kingwood 07-A Water Revenue                | 06/14/07   | 0.000 - 0.000 | 265,000           | 191,470               | 659.02                 | 06/47     | MBC - UNB    | S&J          |
| Kingwood 07-A Water Reserve                | 06/14/07   |               |                   |                       | 6,986.38               |           |              |              |
| Kingwood 09-A Water Revenue                | 09/29/09   | 0.000 - 0.000 | 1,135,000         | 880,340               | 2,803.86               | 09/49     | MBC - UNB    | S&J          |
| Kingwood 09-A Water Reserve                | 09/29/09   |               |                   |                       | 30,251.29              |           |              |              |
| Kingwood 87-A Water Revenue                | 01/07/87   | 8.380 - 8.380 | 2,810,612         | 1,399,973             | 132,133.40             | 10/26     | MBC - BNY    | S&J          |
| Kingwood 87-A Water Reserve                | 01/07/87   |               |                   |                       | 250,006.95             |           |              |              |
| Kingwood 87-B Water Revenue                | 01/07/87   | 0.000 - 0.000 | 689,388           | 145,134               | 14,126.40              | 10/26     | MBC - BNY    | S&J          |
| Kingwood 87-B Water Reserve                | 01/07/87   |               |                   |                       | 18,857.13              |           |              |              |
| Kopperston PSD 96 Water Revenue            | 09/20/96   | 6.250 - 6.250 | 644,000           | 458,034               | 25,826.15              | 10/35     | MBC - BNY    | JK           |
| Kopperston PSD 96 Water Reserve            | 09/20/96   |               |                   |                       | 45,023.08              |           |              |              |
| Lake Floyd PSD 86-A Sewer Revenue          | 03/07/86   | 9.750 - 9.750 | 136,870           | 67,473                | 10,621.17              | 10/25     | MBC - BNY    | S&J          |
| Lake Floyd PSD 86-A Sewer Reserve          | 03/07/86   |               |                   |                       | 13,905.49              |           |              |              |
| Lake Floyd PSD 86-B Sewer Revenue          | 03/07/86   | 0.000 - 0.000 | 68,130            | 12,550                | 1,835.02               | 10/25     | MBC - BNY    | S&J          |
| Lake Floyd PSD 86-B Sewer Reserve          | 03/07/86   |               |                   |                       | 1,839.06               |           |              |              |
| Lake Floyd PSD 86-A&B Sewer R&R            | 03/07/86   |               |                   |                       | 8,371.99               |           |              |              |
| Lashmeet PSD 98-A Lot 2 Water Revenue      | 09/10/98   | 2.000 - 2.000 | 670,000           | 393,491               | 4,672.90               | 09/38     | MBC - UNB    | S&J          |

| ACCOUNT NAME                        | ISSUE DATE | INTEREST RATE | ORIGINAL ISSUANCE | OUTSTANDING 6/30/2019 | ACCT BALANCE 6/30/2019 | LAST DEBT | PAYING AGENT | BOND COUNSEL |
|-------------------------------------|------------|---------------|-------------------|-----------------------|------------------------|-----------|--------------|--------------|
| Lashmeet PSD 98-A Water Revenue     | 09/10/98   | 2.000 - 2.000 | 3,400,000         | 1,996,819             | 25,453.24              | 09/38     | MBC - UNB    | S&J          |
| Lashmeet PSD 98-A Water Reserve     | 09/10/98   |               |                   |                       | 151,651.96             |           |              |              |
| Lavalette PSD 06-A Water Reserve    | 02/23/06   |               |                   |                       | 109,497.22             |           |              |              |
| Lavalette PSD 06-B Water Reserve    | 02/23/06   |               |                   |                       | 38,347.78              |           |              |              |
| Lavalette PSD 06-C Water Revenue    | 02/23/06   | 0.000 - 0.000 | 1,918,050         | 1,320,210             | 14,579.22              | 12/45     | MBC - UNB    | S&J          |
| Lavalette PSD 06-C Water Reserve    | 02/23/06   |               |                   |                       | 51,698.16              |           |              |              |
| Lavalette PSD 09-A Water Reserve    | 05/18/09   |               |                   |                       | 72,360.49              |           |              |              |
| Lavalette PSD 09-B Water Reserve    | 05/18/09   |               |                   |                       | 39,273.59              |           |              |              |
| Lavalette PSD 10-A Water Reserve    | 03/10/10   |               |                   |                       | 89,113.72              |           |              |              |
| Lavalette PSD 10-B Water Reserve    | 03/10/10   |               |                   |                       | 8,436.44               |           |              |              |
| Lavalette PSD 11-A Water Reserve    | 02/04/11   |               |                   |                       | 70,212.06              |           |              |              |
| Lavalette PSD 12-A Water Reserve    | 09/21/12   |               |                   |                       | 28,063.90              |           |              |              |
| Lewis County EDA 03-A Water Revenue | 08/27/03   | 0.000 - 0.000 | 2,374,500         | 1,442,734             | 10,343.07              | 06/43     | MBC - UNB    | S&J          |
| Lewis County EDA 03-A Water Reserve | 08/27/03   |               |                   |                       | 0                      |           | LOC          | 06/01/2043   |
| Lewis County EDA 06-A Water Revenue | 07/27/06   | 0.000 - 0.000 | 4,422,000         | 3,101,112             | 19,573.20              | 06/46     | MBC - UNB    | S&J          |
| Lewis County EDA 06-A Water Reserve | 07/27/06   |               |                   |                       | 0                      |           | LOC          | 06/01/2046   |
| Lewis County EDA 16-A Water Revenue | 01/20/16   | 1.000 - 1.000 | 2,650,109         | 2,536,083             | 16,540.20              | 12/55     | MBC - UNB    | S&J          |
| Lewis County EDA 16-A Water Reserve | 01/20/16   |               |                   |                       | 32,614.09              |           |              |              |
| Lewis County EDA 17-A Water Revenue | 08/31/17   | 1.000 - 1.000 | 947,210           | 939,041               | 4,973.09               | 06/57     | MBC - UNB    | S&J          |
| Lewis County EDA 17-A Water Reserve | 08/31/17   |               |                   |                       | 31,572.99              |           |              |              |
| Lewis County EDA 99-A Water Revenue | 06/10/99   | 0.000 - 0.000 | 1,673,000         | 852,480               | 7,282.98               | 06/39     | MBC - UNB    | S&J          |
| Lewis County EDA 99-A Water Reserve | 06/10/99   |               |                   |                       | 0                      |           | LOC          | 06/01/2039   |
| Lewisburg 09-A Water Revenue        | 05/22/09   | 4.510 - 4.510 | 1,000,000         | 611,440               | 13,365.71              | 06/29     | MBC-BBT GOV  | S&J          |
| Lewisburg 09-A Water Reserve        | 05/22/09   |               |                   |                       | 78,991.75              |           |              |              |
| Lewisburg 10-A Water Revenue        | 12/02/10   | 3.000 - 3.000 | 1,482,000         | 1,043,479             | 14,292.05              | 03/32     | MBC - UNB    | S&J          |
| Lewisburg 10-A Water Reserve        | 12/02/10   |               |                   |                       | 99,959.70              |           |              |              |
| Lewisburg 12-A Water Revenue        | 06/27/12   | 4.000 - 4.000 | 486,000           | 355,220               | 6,343.04               | 04/32     | MBC-OVB:BH   | S&J          |



| ACCOUNT NAME                         | ISSUE DATE | INTEREST RATE | ORIGINAL ISSUANCE | OUTSTANDING 6/30/2019 | ACCT BALANCE 6/30/2019 | LAST DEBT | PAYING AGENT | BOND COUNSEL |
|--------------------------------------|------------|---------------|-------------------|-----------------------|------------------------|-----------|--------------|--------------|
| Lewisburg 12-A Water Reserve         | 06/27/12   |               |                   |                       | 25,694.96              |           |              |              |
| Lewisburg 13-A Water Revenue         | 04/01/13   | 3.500 - 3.500 | 3,500,000         | 2,696,339             | 21,299.77              | 06/33     | PREMIER:BH   | S&J          |
| Lewisburg 13-A Water Reserve         | 04/01/13   |               |                   |                       | 254,073.88             |           |              |              |
| Lewisburg Water Repair & Replacement | 06/01/11   |               |                   |                       | 43,407.65              |           |              |              |
| Lincoln PSD 02-A Water Revenue       | 08/06/02   | 5.800 - 5.800 | 580,429           | 459,892               | 19,066.86              | 10/39     | MBC - BNY    | S&J          |
| Lincoln PSD 02-A Water Reserve       | 08/06/02   |               |                   |                       | 38,883.94              |           |              |              |
| Lincoln PSD 02-B Water Revenue       | 08/06/02   | 5.800 - 5.800 | 121,522           | 96,285                | 4,000.02               | 10/39     | MBC-BBT/WDA  | S&J          |
| Lincoln PSD 02-B Water Reserve       | 08/06/02   |               |                   |                       | 8,141.47               |           |              |              |
| Lincoln PSD 03-A Water Reserve       | 07/03/03   |               |                   |                       | 58,548.92              |           |              |              |
| Lincoln PSD 06-A Water Revenue       | 07/13/06   | 0.000 - 0.000 | 550,242           | 372,978               | 2,576.60               | 12/44     | MBC - UNB    | S&J          |
| Lincoln PSD 06-A Water Reserve       | 07/13/06   |               |                   |                       | 15,729.14              |           |              |              |
| Lincoln PSD 10-A Water Revenue       | 06/16/10   | 0.000 - 0.000 | 2,200,000         | 1,771,420             | 5,135.08               | 06/50     | MBC - UNB    | S&J          |
| Lincoln PSD 10-A Water Reserve       | 06/16/10   |               |                   |                       | 59,430.71              |           |              |              |
| Lincoln PSD 15-A Water Reserve       | 03/06/15   |               |                   |                       | 9,084.06               |           |              |              |
| Lincoln PSD 15-B Water Revenue       | 03/13/15   | 1.000 - 1.000 | 1,000,000         | 940,614               | 2,814.32               | 03/55     | MBC - UNB    | S&J          |
| Lincoln PSD 15-B Water Reserve       | 03/06/15   |               |                   |                       | 9,085.81               |           |              |              |
| Lincoln PSD 18-A Water Reserve       | 01/26/18   |               |                   |                       | 0                      |           |              |              |
| Lincoln PSD 98 Water Design Reserve  | 12/29/98   |               |                   |                       | 5,050.36               |           |              |              |
| Little Creek PSD 16-A Water Reserve  | 07/21/16   |               |                   |                       | 7,416.62               |           |              |              |
| Logan County PSD 02-A Sewer Revenue  | 12/12/02   | 0.000 - 0.000 | 5,328,940         | 3,295,528             | 28,469.60              | 12/42     | MBC - DEP    | JK           |
| Logan County PSD 02-A Sewer Reserve  | 12/12/02   |               |                   |                       | 145,676.39             |           |              |              |
| Logan County PSD 02-B Sewer Revenue  | 12/12/02   | 0.000 - 0.000 | 2,190,000         | 1,345,490             | 5,145.52               | 12/42     | MBC - UNB    | JK           |
| Logan County PSD 02-B Sewer Reserve  | 12/12/02   |               |                   |                       | 59,479.65              |           |              |              |
| Logan County PSD 02-C Sewer Reserve  | 12/12/02   |               |                   |                       | 17,007.50              |           |              |              |
| Logan County PSD 08-A Sewer Revenue  | 04/09/08   | 0.000 - 0.000 | 4,500,000         | 3,338,680             | 10,422.97              | 03/48     | MBC - UNB    | JK           |
| Logan County PSD 08-A Sewer Reserve  | 04/09/08   |               |                   |                       | 117,248.98             |           |              |              |
| Logan County PSD 13-A Sewer Reserve  | 01/24/13   |               |                   |                       | 25,311.21              |           |              |              |

| ACCOUNT NAME                        | ISSUE DATE | INTEREST RATE | ORIGINAL ISSUANCE | OUTSTANDING 6/30/2019 | ACCT BALANCE 6/30/2019 | LAST DEBT | PAYING AGENT | BOND COUNSEL |
|-------------------------------------|------------|---------------|-------------------|-----------------------|------------------------|-----------|--------------|--------------|
| Logan County PSD 18-A Sewer Reserve | 01/18/18   |               |                   |                       | 0                      |           |              |              |
| Logan County PSD 18-B Sewer Revenue | 01/11/18   | 0.500 - 0.500 | 1,700,000         | 1,651,925             | 0                      | 12/57     | MBC - UNB    | JK           |
| Logan County PSD 18-B Sewer Reserve | 01/11/18   |               |                   |                       | 0                      |           |              |              |
| Logan County PSD 01-A Water Revenue | 09/06/01   | 5.800 - 5.800 | 3,830,000         | 3,034,626             | 114,653.87             | 10/39     | MBC - BNY    | JK           |
| Logan County PSD 01-A Water Reserve | 09/06/01   |               |                   |                       | 256,580.28             |           |              |              |
| Logan County PSD 01-B Water Revenue | 09/06/01   | 0.000 - 0.000 | 2,670,000         | 1,543,030             | 6,232.45               | 09/41     | MBC - UNB    | JK           |
| Logan County PSD 01-B Water Reserve | 09/06/01   |               |                   |                       | 72,049.77              |           |              |              |
| Logan County PSD 02-A Water Reserve | 01/24/02   |               |                   |                       | 76,465.64              |           |              |              |
| Logan County PSD 02-B Water Revenue | 10/09/02   | 0.000 - 0.000 | 1,100,000         | 660,000               | 2,608.11               | 09/42     | MBC - UNB    | JK           |
| Logan County PSD 02-B Water Reserve | 10/09/02   |               |                   |                       | 29,515.91              |           |              |              |
| Logan County PSD 03-B Water Revenue | 10/29/03   | 0.000 - 0.000 | 3,600,000         | 2,282,353             | 8,459.16               | 09/43     | MBC - UNB    | JK           |
| Logan County PSD 03-B Water Reserve | 10/29/03   |               |                   |                       | 98,031.41              |           |              |              |
| Logan County PSD 05-A Water Revenue | 04/27/05   | 0.000 - 0.000 | 923,245           | 621,531               | 2,514.43               | 03/45     | MBC - UNB    | JK           |
| Logan County PSD 05-A Water Reserve | 04/27/05   |               |                   |                       | 25,029.93              |           |              |              |
| Logan County PSD 08-A Water Revenue | 07/16/08   | 0.000 - 0.000 | 1,700,000         | 1,280,518             | 3,967.36               | 06/48     | MBC - UNB    | JK           |
| Logan County PSD 08-A Water Reserve | 07/16/08   |               |                   |                       | 43,769.46              |           |              |              |
| Logan County PSD 08-B Water Revenue | 07/16/08   | 0.000 - 0.000 | 1,900,000         | 1,421,928             | 4,407.77               | 06/48     | MBC - UNB    | JK           |
| Logan County PSD 08-B Water Reserve | 07/16/08   |               |                   |                       | 49,227.30              |           |              |              |
| Logan County PSD 10-A Water Revenue | 03/16/10   | 0.000 - 0.000 | 800,000           | 647,350               | 1,898.64               | 03/50     | MBC - UNB    | JK           |
| Logan County PSD 10-A Water Reserve | 03/16/10   |               |                   |                       | 15,996.85              |           |              |              |
| Logan County PSD 12-A Water Reserve | 12/13/12   |               |                   |                       | 10,867.98              |           |              |              |
| Logan County PSD 13-A Water Revenue | 02/07/13   | 0.000 - 0.000 | 3,152,845         | 2,690,460             | 12,139.33              | 12/52     | MBC - UNB    | JK           |
| Logan County PSD 13-A Water Reserve | 02/07/13   |               |                   |                       | 48,806.18              |           |              |              |
| Logan County PSD 14-A Water Reserve | 07/24/14   |               |                   |                       | 18,134.48              |           |              |              |
| Logan County PSD 14-B Water Revenue | 07/24/14   | 2.000 - 2.000 | 3,478,000         | 3,171,025             | 26,167.24              | 12/45     | MBC - UNB    | JK           |
| Logan County PSD 14-B Water Reserve | 07/24/14   |               |                   |                       | 56,813.48              |           |              |              |
| Logan County PSD 15-A Water Reserve | 06/05/15   |               |                   |                       | 4,171.48               |           |              |              |

| ACCOUNT NAME                        | ISSUE DATE | INTEREST RATE | ORIGINAL ISSUANCE | OUTSTANDING 6/30/2019 | ACCT BALANCE 6/30/2019 | LAST DEBT | PAYING AGENT | BOND COUNSEL |
|-------------------------------------|------------|---------------|-------------------|-----------------------|------------------------|-----------|--------------|--------------|
| Logan County PSD 15-B Water Revenue | 09/02/15   | 2.000 - 2.000 | 907,000           | 850,392               | 4,346.12               | 12/46     | MBC - UNB    | JK           |
| Logan County PSD 15-B Water Reserve | 09/02/15   |               |                   |                       | 10,637.87              |           |              |              |
| Logan County PSD 18-A Water Reserve | 08/20/18   |               |                   |                       | 0                      |           |              |              |
| Logan County PSD 18-B Water Reserve | 08/20/18   |               |                   |                       | 0                      |           |              |              |
| Logan County PSD 19-A Water Revenue | 02/07/19   | 3.000 - 3.000 | 2,524,000         | 335,500               | 0                      | 03/50     | MBC - UNB    | JK           |
| Logan County PSD 19-A Water Reserve | 02/07/19   |               |                   |                       | 0                      |           |              |              |
| Logan County PSD 96-B Water Revenue | 07/31/96   | 3.000 - 3.000 | 1,780,000         | 752,238               | 14,368.09              | 09/29     | MBC - UNB    | JK           |
| Logan County PSD 96-B Water Reserve | 07/31/96   |               |                   |                       | 87,603.81              |           |              |              |
| Logan County PSD 97-A Water Revenue | 02/12/97   | 3.000 - 3.000 | 1,000,000         | 609,641               | 7,061.20               | 12/37     | MBC - UNB    | JK           |
| Logan County PSD 97-A Water Reserve | 02/12/97   |               |                   |                       | 43,560.42              |           |              |              |
| Logan County PSD 97-B Water Revenue | 03/25/97   | 2.000 - 2.000 | 1,075,000         | 592,880               | 6,415.67               | 03/37     | MBC - UNB    | JK           |
| Logan County PSD 97-B Water Reserve | 03/25/97   |               |                   |                       | 40,224.74              |           |              |              |
| Logan County PSD 98-A Water Revenue | 06/10/98   | 1.000 - 1.000 | 815,000           | 435,177               | 2,263.17               | 06/38     | MBC - UNB    | JK           |
| Logan County PSD 98-A Water Reserve | 06/10/98   |               |                   |                       | 25,468.93              |           |              |              |
| Logan County PSD 99-A Water Revenue | 04/21/99   | 0.000 - 0.000 | 5,050,000         | 2,917,548             | 13,239.07              | 03/39     | MBC - UNB    | JK           |
| Logan County PSD 99-A Water Reserve | 04/21/99   |               |                   |                       | 153,472.53             |           |              |              |
| Logan County PSD 99-C Water Revenue | 06/17/99   | 0.000 - 0.000 | 2,590,000         | 1,336,750             | 6,007.19               | 06/39     | MBC - UNB    | JK           |
| Logan County PSD 99-C Water Reserve | 06/17/99   |               |                   |                       | 130,289.98             |           |              |              |
| Logan County PSD 99-D Water Revenue | 12/14/99   | 5.800 - 5.800 | 330,000           | 27,518                | 22,679.45              | 10/19     | MBC-BBT/WDA  | JK           |
| Logan County PSD 99-D Water Reserve | 12/14/99   |               |                   |                       | 29,452.36              |           |              |              |
| Logan 08-A Sewer Revenue            | 06/27/08   | 0.000 - 0.000 | 4,446,053         | 3,343,559             | 11,143.12              | 06/48     | MBC - DEP    | S&J          |
| Logan 08-A Sewer Reserve            | 06/27/08   |               |                   |                       | 119,089.73             |           |              |              |
| Logan 13-A Sewer Revenue            | 04/11/13   | 0.000 - 0.000 | 400,000           | 348,380               | 991.82                 | 03/53     | MBC - DEP    | S&J          |
| Logan 13-A Sewer Reserve            | 04/11/13   |               |                   |                       | 10,594.23              |           |              |              |
| Logan 87-A Sewer Revenue            | 09/25/87   | 8.380 - 8.380 | 623,087           | 310,363               | 28,688.17              | 10/26     | MBC - BNY    | JK           |
| Logan 87-A Sewer Reserve            | 09/25/87   |               |                   |                       | 55,424.65              |           |              |              |
| Logan 87-B Sewer Revenue            | 09/25/87   | 0.000 - 0.000 | 152,833           | 32,178                | 3,072.65               | 10/26     | MBC - BNY    | JK           |

| ACCOUNT NAME                       | ISSUE DATE | INTEREST RATE | ORIGINAL ISSUANCE | OUTSTANDING 6/30/2019 | ACCT BALANCE 6/30/2019 | LAST DEBT | PAYING AGENT | BOND COUNSEL |
|------------------------------------|------------|---------------|-------------------|-----------------------|------------------------|-----------|--------------|--------------|
| Logan 87-B Sewer Reserve           | 09/25/87   |               |                   |                       | 4,130.74               |           |              |              |
| Logan 93-A Sewer Revenue           | 03/29/93   | 7.750 - 7.750 | 2,284,839         | 1,500,673             | 84,144.47              | 10/31     | MBC - BNY    | JK           |
| Logan 93-A Sewer Reserve           | 03/29/93   |               |                   |                       | 189,436.71             |           |              |              |
| Logan 93-B Sewer Revenue           | 03/29/93   | 0.000 - 0.000 | 76,161            | 25,387                | 1,493.29               | 10/31     | MBC - BNY    | JK           |
| Logan 93-B Sewer Reserve           | 03/29/93   |               |                   |                       | 2,004.31               |           |              |              |
| Logan 95 Sewer Revenue             | 08/31/95   | 6.750 - 6.750 | 377,980           | 257,617               | 12,459.53              | 10/33     | MBC - BNY    | JK           |
| Logan 95 Sewer Reserve             | 08/31/95   |               |                   |                       | 28,163.99              |           |              |              |
| Lubeck PSD 05-A Sewer Revenue      | 09/27/05   | 0.000 - 0.000 | 7,879,443         | 7,879,443             | 0                      | 03/39     | MBC - UNB    | JK           |
| Lubeck PSD 05-A Sewer Reserve      | 09/27/05   |               |                   |                       | 42,703.68              |           |              |              |
| Lubeck PSD 05-B Sewer Revenue      | 09/27/05   | 0.000 - 0.000 | 2,411,178         | 1,600,698             | 7,283.36               | 03/39     | MBC - UNB    | JK           |
| Lubeck PSD 05-B Sewer Reserve      | 09/27/05   |               |                   |                       | 89,632.15              |           |              |              |
| Lubeck PSD 10-A Sewer Revenue      | 02/25/10   | 0.000 - 0.000 | 2,136,720         | 1,455,180             | 6,620.41               | 03/39     | MBC - UNB    | JK           |
| Lubeck PSD 10-A Sewer Reserve      | 02/25/10   |               |                   |                       | 76,550.77              |           |              |              |
| Lubeck PSD 12-A Sewer Revenue      | 06/22/12   | 0.000 - 0.000 | 716,272           | 617,299               | 1,856.13               | 03/52     | MBC - DEP    | JK           |
| Lubeck PSD 12-A Sewer Reserve      | 06/22/12   |               |                   |                       | 19,588.06              |           |              |              |
| Lubeck PSD 15-A Sewer Revenue      | 02/27/15   | 0.000 - 0.000 | 2,070,530         | 1,721,806             | 7,863.78               | 03/39     | MBC - UNB    | JK           |
| Lubeck PSD 15-A Sewer Reserve      | 02/27/15   |               |                   |                       | 38,434.53              |           |              |              |
| Lubeck PSD 15-B Sewer Reserve      | 03/26/15   |               |                   |                       | 11,068.17              |           |              |              |
| Lubeck PSD 15 Sewer BAN            | 02/27/15   | 0.000 - 0.000 | 2,070,529         | 2,070,029             | 87.16                  | 03/20     | MBC - UNB    | JK           |
| Lubeck PSD 99-A Sewer Revenue      | 03/09/99   | 0.000 - 0.000 | 7,950,000         | 695,625               | 82,656.89              | 03/21     | MBC - DEP    | JK           |
| Lubeck PSD 99-A Sewer Reserve (R)* | 03/09/99   |               |                   |                       | 415,368.79             |           |              |              |
| Lubeck PSD 99-B Sewer Revenue      | 03/09/99   | 0.000 - 0.000 | 2,000,000         | 1,039,466             | 10,237.15              | 03/39     | MBC - UNB    | JK           |
| Lubeck PSD 99-B Sewer Reserve      | 03/09/99   |               |                   |                       | 64,137.04              |           |              |              |
| Lubeck PSD 05-A Water Revenue      | 06/17/05   | 3.000 - 3.000 | 1,573,000         | 702,018               | 17,679.91              | 12/26     | MBC - UNB    | JK           |
| Lubeck PSD 05-A Water Reserve      | 06/17/05   |               |                   |                       | 106,093.98             |           |              |              |
| Lubeck PSD 05-B Water Reserve      | 06/17/05   |               |                   |                       | 111,232.30             |           |              |              |
| Lubeck PSD 05-C Water Reserve      | 06/17/05   |               |                   |                       | 25,383.45              |           |              |              |

| ACCOUNT NAME                                    | ISSUE DATE | INTEREST RATE | ORIGINAL ISSUANCE | OUTSTANDING 6/30/2019 | ACCT BALANCE 6/30/2019 | LAST DEBT | PAYING AGENT | BOND COUNSEL |
|---|------------|---------------|-------------------|-----------------------|------------------------|-----------|--------------|--------------|
| Lubeck PSD 10-A Water Reserve                   | 05/14/10   |               |                   |                       | 51,824.55              |           |              |              |
| Lubeck PSD 11-A Water Reserve                   | 02/11/11   |               |                   |                       | 44,081.61              |           |              |              |
| Lubeck PSD 11-B Water Revenue                   | 11/30/11   | 3.000 - 3.000 | 352,565           | 248,286               | 2,107.78               | 03/32     | MBC - UNB    | JK           |
| Lubeck PSD 11-B Water Reserve                   | 11/30/11   |               |                   |                       | 17,805.63              |           |              |              |
| Lubeck PSD 16-A Water Revenue                   | 09/22/16   | 0.500 - 0.500 | 3,273,000         | 3,056,385             | 11,618.20              | 03/48     | MBC - BPH    | JK           |
| Lubeck PSD 16-A Water Reserve                   | 09/22/16   |               |                   |                       | 15,885.84              |           |              |              |
| Lubeck PSD 90-A Water Revenue                   | 04/02/90   | 7.850 - 7.850 | 3,139,013         | 1,870,154             | 166,694.97             | 10/29     | MBC - BNY    | BR           |
| Lubeck PSD 90-A Water Reserve                   | 04/02/90   |               |                   |                       | 263,081.87             |           |              |              |
| Lubeck PSD 90-B Water Revenue                   | 04/02/90   | 0.000 - 0.000 | 146,487           | 41,317                | 5,751.92               | 10/29     | MBC - BNY    | BR           |
| Lubeck PSD 90-B Water Reserve                   | 04/02/90   |               |                   |                       | 6,672.05               |           |              |              |
| Lumberport 11-A Sewer Revenue                   | 12/15/11   | 0.000 - 0.000 | 1,755,150         | 1,243,941             | 5,794.59               | 09/37     | MBC - UNB    | S&J          |
| Lumberport 11-A Sewer Reserve                   | 12/15/11   |               |                   |                       | 70,523.52              |           |              |              |
| Lumberport 02-A Water Reserve                   | 07/10/02   |               |                   |                       | 44,280.45              |           |              |              |
| Malden PSD 09-A Sewer Revenue                   | 08/26/09   | 0.000 - 0.000 | 2,639,983         | 1,836,733             | 29,211.72              | 12/38     | MBC - DEP    | S&J          |
| Malden PSD 09-A Sewer Reserve                   | 08/26/09   |               |                   |                       | 98,959.83              |           |              |              |
| Malden PSD 09-C Sewer Reserve                   | 08/26/09   |               |                   |                       | 116,757.50             |           |              |              |
| Malden PSD 16-A Sewer Reserve                   | 10/06/16   |               |                   |                       | 98,009.99              |           |              |              |
| Malden PSD 16-B Sewer Reserve                   | 10/06/16   |               |                   |                       | 175,096.83             |           |              |              |
| Malden PSD 16-C Sewer Reserve                   | 10/06/16   |               |                   |                       | 34,314.60              |           |              |              |
| Malden PSD 16-D Sewer Revenue                   | 10/06/16   | 1.000 - 1.000 | 5,000,000         | 4,559,358             | 19,305.78              | 09/48     | MBC - UNB    | S&J          |
| Malden PSD 16-D Sewer Reserve                   | 10/06/16   |               |                   |                       | 197,739.40             |           |              |              |
| Mannington PSD 10-A Water Reserve               | 05/25/10   |               |                   |                       | 50,473.14              |           |              |              |
| Mannington 17-A Sewer Refunding Revenue         | 03/15/17   | 2.520 - 2.520 | 1,143,000         | 933,001               | 11,130.12              | 06/27     | MBC-BBT GOV  | S&J          |
| Mannington 17-A Sewer Refunding Reserve         | 03/15/17   |               |                   |                       | 118,238.87             |           |              |              |
| Mannington 18-A Sewer Reserve                   | 01/19/18   |               |                   |                       | 0                      |           |              |              |
| Marion County Schools 11 GO                     | 03/02/11   | 2.000 - 4.000 | 15,760,000        | 3,555,000             | 279,489.03             | 05/21     | MBC - DTC    | S&J          |
| Marion County Schools 11 GO Surplus Collections | 03/02/11   |               |                   |                       | 955,742.36             |           |              |              |

| ACCOUNT NAME                              | ISSUE DATE | INTEREST RATE | ORIGINAL ISSUANCE | OUTSTANDING 6/30/2019 | ACCT BALANCE 6/30/2019 | LAST DEBT | PAYING AGENT | BOND COUNSEL |
|---|------------|---------------|-------------------|-----------------------|------------------------|-----------|--------------|--------------|
| Marlinton 05-A Water & Sewer Revenue      | 10/19/05   | 0.000 - 0.000 | 1,660,766         | 968,766               | 5,372.16               | 12/36     | MBC - DEP    | S&J          |
| Marlinton 05-A Water & Sewer Reserve      | 10/19/05   |               |                   |                       | 57,457.78              |           |              |              |
| Marlinton 08-A Water & Sewer Revenue      | 02/06/08   | 0.000 - 0.000 | 2,187,000         | 1,643,730             | 5,026.00               | 12/48     | MBC - UNB    | S&J          |
| Marlinton 08-A Water & Sewer Reserve      | 02/06/08   |               |                   |                       | 55,937.14              |           |              |              |
| Marlinton 18-A Water & Sewer Revenue      | 06/14/18   | 1.000 - 1.000 | 4,063,000         | 1,457,847             | 0                      | 06/58     | MBC - UNB    | S&J          |
| Marlinton 18-A Water & Sewer Reserve      | 06/14/18   |               |                   |                       | 0                      |           |              |              |
| Marlinton 97-A Water & Sewer Revenue      | 01/30/97   | 0.000 - 0.000 | 239,495           | 106,276               | 540.46                 | 03/37     | MBC - UNB    | S&J          |
| Marlinton 97-A Water & Sewer Reserve      | 01/30/97   |               |                   |                       | 6,219.33               |           |              |              |
| Marlinton 97-B Water & Sewer Revenue      | 08/18/97   | 0.000 - 0.000 | 555,450           | 253,116               | 1,474.31               | 06/37     | MBC - UNB    | S&J          |
| Marlinton 97-B Water & Sewer Reserve      | 08/18/97   |               |                   |                       | 14,646.69              |           |              |              |
| Marlinton 98-A Water & Sewer Revenue      | 11/20/98   | 0.000 - 0.000 | 705,400           | 252,754               | 2,999.02               | 03/30     | MBC - BPH    | S&J          |
| Marlinton 98-A Water & Sewer Reserve      | 11/20/98   |               |                   |                       | 24,442.87              |           |              |              |
| Marmet 09-A Sewer Revenue                 | 06/18/09   | 0.000 - 0.000 | 1,688,771         | 1,196,208             | 29,410.11              | 09/40     | MBC - DEP    | S&J          |
| Marmet 09-A Sewer Reserve                 | 06/18/09   |               |                   |                       | 53,878.05              |           |              |              |
| Marmet 90-A Sewer Revenue                 | 01/03/90   | 7.850 - 7.850 | 664,013           | 373,270               | 36,144.99              | 10/28     | MBC - BNY    | JTP          |
| Marmet 90-A Sewer Reserve                 | 01/03/90   |               |                   |                       | 55,893.73              |           |              |              |
| Marmet 90-B Sewer Revenue                 | 01/03/90   | 0.000 - 0.000 | 30,987            | 8,155                 | 706.47                 | 10/28     | MBC - BNY    | JTP          |
| Marmet 90-B Sewer Reserve                 | 01/03/90   |               |                   |                       | 1,531.24               |           |              |              |
| Marshall County PSD #2 14-A Water Reserve | 07/11/14   |               |                   |                       | 28,434.55              |           |              |              |
| Marshall County PSD #2 16-A Water Reserve | 03/10/16   |               |                   |                       | 8,228.92               |           |              |              |
| Marshall County PSD #3 12-A Water Revenue | 11/08/12   | 1.000 - 1.000 | 3,550,022         | 3,142,458             | 11,349.23              | 09/52     | MBC - UNB    | S&J          |
| Marshall County PSD #3 12-A Water Reserve | 11/08/12   |               |                   |                       | 112,503.38             |           |              |              |
| Marshall County PSD #4 07-A Water Reserve | 09/26/07   |               |                   |                       | 125,217.08             |           |              |              |
| Marshall County PSD #4 07-B Water Revenue | 09/26/07   | 0.000 - 0.000 | 1,225,000         | 816,640               | 12,484.40              | 06/39     | MBC - BPH    | S&J          |
| Marshall County PSD #4 07-B Water Reserve | 09/26/07   |               |                   |                       | 42,336.33              |           |              |              |
| Marshall County PSD #4 19-A Water Reserve | 02/14/19   |               |                   |                       | 0                      |           |              |              |
| Marshall County PSD #4 82 Water Reserve   | 02/11/71   |               |                   |                       | 70,043.85              |           |              |              |

| ACCOUNT NAME                                    | ISSUE DATE | INTEREST RATE | ORIGINAL ISSUANCE | OUTSTANDING 6/30/2019 | ACCT BALANCE 6/30/2019 | LAST DEBT | PAYING AGENT | BOND COUNSEL |
|---|------------|---------------|-------------------|-----------------------|------------------------|-----------|--------------|--------------|
| Marshall County PSD #4 89 Water Reserve         | 07/23/90   |               |                   |                       | 22,178.88              |           |              |              |
| Marshall County PSD #4 96-A Water Reserve       | 07/25/96   |               |                   |                       | 8,484.95               |           |              |              |
| Marshall County PSD #4 96-B Water Reserve       | 07/25/96   |               |                   |                       | 23,028.66              |           |              |              |
| Marshall County Sewerage District 07-A Revenue  | 11/02/07   | 0.000 - 0.000 | 643,800           | 475,480               | 4,401.57               | 09/47     | MBC - UNB    | S&J          |
| Marshall County Sewerage District 07-A Reserve  | 11/02/07   |               |                   |                       | 16,960.74              |           |              |              |
| Marshall County Sewerage District 07-B Revenue  | 11/02/07   | 0.000 - 0.000 | 200,000           | 200,000               | 0                      | 09/38     | MBC - UNB    | S&J          |
| Marshall County Sewerage District 07-B Reserve  | 11/02/07   |               |                   |                       | 0                      |           |              |              |
| Marshall County Sewerage District 17-A Reserve  | 06/02/17   |               |                   |                       | 0                      |           |              |              |
| Marshall County Sewerage District 17-B Revenue  | 06/02/17   | 1.000 - 1.000 | 2,160,000         | 2,111,178             | 6,087.03               | 06/57     | MBC - UNB    | S&J          |
| Marshall County Sewerage District 17-B Reserve  | 06/02/17   |               |                   |                       | 3,969.95               |           |              |              |
| Marshall County Sewerage District 87-A Revenue  | 03/18/87   | 8.380 - 8.380 | 89,940            | 44,799                | 4,265.55               | 10/26     | MBC - BNY    | S&J          |
| Marshall County Sewerage District 87-A Reserve  | 03/18/87   |               |                   |                       | 8,000.86               |           |              |              |
| Marshall County Sewerage District 87-B Revenue  | 03/18/87   | 0.000 - 0.000 | 22,060            | 4,644                 | 1,242.90               | 10/26     | MBC - BNY    | S&J          |
| Marshall County Sewerage District 87-B Reserve  | 03/18/87   |               |                   |                       | 1,084.93               |           |              |              |
| Marshall County Sewerage District 90-A Revenue  | 11/26/90   | 8.100 - 8.100 | 267,737           | 162,496               | 10,924.69              | 10/29     | MBC - BNY    | S&J          |
| Marshall County Sewerage District 90-A Res (R)* | 11/26/90   |               |                   |                       | 23,520.12              |           |              |              |
| Marshall County Sewerage District 90-B Revenue  | 11/26/90   | 0.000 - 0.000 | 12,091            | 3,500                 | 623.68                 | 10/29     | MBC - BNY    | S&J          |
| Marshall County Sewerage District 90-B Reserve  | 11/26/90   |               |                   |                       | 429.73                 |           |              |              |
| Martinsburg 00-A Water & Sewer Revenue          | 09/27/00   | 2.000 - 2.000 | 7,564,000         | 1,227,328             | 102,603.71             | 03/22     | MBC - BPH    | BR           |
| Martinsburg 00-A Water & Sewer Reserve          | 09/27/00   |               |                   |                       | 465,134.15             |           |              |              |
| Martinsburg 00-B Water & Sewer Revenue          | 09/27/00   | 3.000 - 3.000 | 3,000,000         | 526,080               | 40,921.68              | 03/22     | MBC - UNB    | BR           |
| Martinsburg 00-B Water & Sewer Reserve          | 09/27/00   |               |                   |                       | 202,338.40             |           |              |              |
| Martinsburg 00-C Water & Sewer Revenue          | 09/27/00   | 5.800 - 5.800 | 1,976,352         | 1,542,601             | 73,063.62              | 10/39     | MBC - BNY    | BR           |
| Martinsburg 00-C Water & Sewer Reserve          | 09/27/00   |               |                   |                       | 130,426.97             |           |              |              |
| Martinsburg 11-A Water & Sewer Revenue          | 12/28/11   | 2.000 - 3.875 | 8,830,000         | 6,340,000             | 422,996.37             | 09/31     | MBC - DTC    | BR           |
| Martinsburg 11-A Water & Sewer Reserve          | 12/28/11   |               |                   |                       | 627,642.51             |           |              |              |
| Martinsburg 13-A Water & Sewer Revenue          | 10/01/13   | 0.500 - 0.500 | 29,454,059        | 25,202,044            | 142,775.06             | 09/36     | MBC - DEP    | BR           |

| ACCOUNT NAME                           | ISSUE DATE | INTEREST RATE | ORIGINAL ISSUANCE | OUTSTANDING 6/30/2019 | ACCT BALANCE 6/30/2019 | LAST DEBT | PAYING AGENT | BOND COUNSEL |
|--|------------|---------------|-------------------|-----------------------|------------------------|-----------|--------------|--------------|
| Martinsburg 13-A Water & Sewer Reserve | 10/01/13   |               |                   |                       | 1,579,026.16           |           |              |              |
| Mason County PSD 08-A Sewer Revenue    | 10/28/08   | 0.000 - 0.000 | 500,000           | 374,985               | 1,174.38               | 09/48     | MBC - UNB    | JK           |
| Mason County PSD 08-A Sewer Reserve    | 10/28/08   |               |                   |                       | 12,874.04              |           |              |              |
| Mason County PSD 12-A Sewer Revenue    | 11/01/12   | 0.000 - 0.000 | 4,600,000         | 4,024,984             | 11,950.00              | 09/52     | MBC - DEP    | JK           |
| Mason County PSD 12-A Sewer Reserve    | 11/01/12   |               |                   |                       | 60,245.99              |           |              |              |
| Mason County PSD 00-A Water Revenue    | 06/28/00   | 2.000 - 2.000 | 960,000           | 100,112               | 5,656.78               | 03/21     | MBC - BPH    | JK           |
| Mason County PSD 00-A Water Reserve    | 06/28/00   |               |                   |                       | 59,036.01              |           |              |              |
| Mason County PSD 01-A Water Reserve    | 03/16/01   |               |                   |                       | 20,904.06              |           |              |              |
| Mason County PSD 04-A Water Revenue    | 06/08/04   | 2.000 - 2.000 | 602,000           | 198,302               | 3,547.78               | 03/25     | MBC - BPH    | JK           |
| Mason County PSD 04-A Water Reserve    | 06/08/04   |               |                   |                       | 37,019.12              |           |              |              |
| Mason County PSD 05-A Water Reserve    | 06/24/05   |               |                   |                       | 173,277.44             |           |              |              |
| Mason County PSD 05-B Water Reserve    | 06/24/05   |               |                   |                       | 12,807.19              |           |              |              |
| Mason County PSD 10-A Water Reserve    | 05/24/10   |               |                   |                       | 120,737.62             |           |              |              |
| Mason County PSD 10-B Water Reserve    | 06/04/10   |               |                   |                       | 209,669.53             |           |              |              |
| Mason County PSD 97-B Water Revenue    | 09/25/97   | 3.000 - 3.000 | 818,000           | 497,985               | 3,164.28               | 09/37     | MBC - UNB    | JK           |
| Mason County PSD 97-B Water Reserve    | 09/25/97   |               |                   |                       | 35,947.42              |           |              |              |
| Mason 01-A Water & Sewer Revenue       | 05/10/01   | 0.000 - 0.000 | 650,000           | 96,117                | 6,692.96               | 12/21     | MBC - BPH    | S&J          |
| Mason 01-A Water & Sewer Reserve       | 05/10/01   |               |                   |                       | 41,042.32              |           |              |              |
| Mason 07-A Water & Sewer Revenue       | 06/14/07   | 0.000 - 0.000 | 1,719,000         | 1,250,154             | 4,016.44               | 06/47     | MBC - UNB    | S&J          |
| Mason 07-A Water & Sewer Reserve       | 06/14/07   |               |                   |                       | 48,686.78              |           |              |              |
| Mason 09-A Water & Sewer Revenue       | 09/02/09   | 0.000 - 0.000 | 107,900           | 76,427                | 617.5                  | 09/40     | MBC - DEP    | S&J          |
| Mason 09-A Water & Sewer Reserve       | 09/02/09   |               |                   |                       | 3,744.95               |           |              |              |
| Mason 16-A Water & Sewer Revenue       | 06/03/16   | 0.500 - 0.500 | 2,291,493         | 2,072,102             | 8,856.69               | 09/47     | MBC - BPH    | S&J          |
| Mason 16-A Water & Sewer Reserve       | 06/03/16   |               |                   |                       | 83,258.13              |           |              |              |
| Mason 18-A Water & Sewer Revenue       | 01/31/18   | 0.250 - 0.250 | 1,711,000         | 1,618,829             | 4,152.51               | 12/57     | MBC - DEP    | S&J          |
| Mason 18-A Water & Sewer Reserve       | 01/31/18   |               |                   |                       | 1,793.17               |           |              |              |
| Mason 98-A Water & Sewer Revenue       | 06/04/98   | 0.000 - 0.000 | 1,602,000         | 770,192               | 9,316.76               | 03/38     | MBC - UNB    | S&J          |



| ACCOUNT NAME                                     | ISSUE DATE | INTEREST RATE | ORIGINAL ISSUANCE | OUTSTANDING 6/30/2019 | ACCT BALANCE 6/30/2019 | LAST DEBT | PAYING AGENT | BOND COUNSEL |
|--|------------|---------------|-------------------|-----------------------|------------------------|-----------|--------------|--------------|
| Mason 98-A Water & Sewer Reserve                 | 06/04/98   |               |                   |                       | 43,037.67              |           |              |              |
| Masontown 01-A Sewer Reserve                     | 08/22/01   |               |                   |                       | 42,391.85              |           |              |              |
| Masontown 01-B Sewer Revenue                     | 08/22/01   | 0.000 - 0.000 | 1,500,000         | 868,384               | 13,047.77              | 06/41     | MBC - UNB    | S&J          |
| Masontown 01-B Sewer Reserve                     | 08/22/01   |               |                   |                       | 41,008.66              |           |              |              |
| Masontown 07-A Sewer Reserve                     | 04/20/07   |               |                   |                       | 13,837.23              |           |              |              |
| Masontown 15-A Sewer Revenue                     | 03/05/15   | 0.000 - 0.000 | 4,080,425         | 3,813,102             | 9,342.14               | 03/55     | MBC - UNB    | S&J          |
| Masontown 15-A Sewer Reserve                     | 03/05/15   |               |                   |                       | 28,242.21              |           |              |              |
| Masontown 15-B Sewer Revenue                     | 03/05/15   | 1.000 - 1.000 | 4,090,000         | 3,867,734             | 12,333.34              | 03/55     | MBC - UNB    | S&J          |
| Masontown 15-B Sewer Reserve                     | 03/05/15   |               |                   |                       | 34,020.99              |           |              |              |
| Masontown 15-C Sewer Reserve                     | 03/05/15   |               |                   |                       | 2,810.40               |           |              |              |
| Masontown 07-A Water Revenue                     | 03/12/07   | 0.500 - 0.500 | 815,500           | 599,821               | 2,039.59               | 03/47     | MBC - UNB    | S&J          |
| Masontown 07-A Water Reserve                     | 03/12/07   |               |                   |                       | 23,432.30              |           |              |              |
| Masontown 07-B Water Revenue                     | 03/12/07   | 0.000 - 0.000 | 635,500           | 402,476               | 2,149.16               | 06/38     | MBC - BPH    | S&J          |
| Masontown 07-B Water Reserve                     | 03/12/07   |               |                   |                       | 21,978.12              |           |              |              |
| Masontown 11-A Water Revenue                     | 12/22/11   | 0.000 - 0.000 | 732,921           | 614,313               | 1,744.57               | 09/50     | MBC - UNB    | S&J          |
| Masontown 11-A Water Reserve                     | 12/22/11   |               |                   |                       | 20,546.27              |           |              |              |
| McDowell County PSD 01-A Water Reserve           | 02/23/01   |               |                   |                       | 8,085.04               |           |              |              |
| McDowell County PSD 06-A Water Reserve           | 07/27/06   |               |                   |                       | 13,158.57              |           |              |              |
| McDowell County PSD 06-B Water Refunding Revenue | 07/27/06   | 0.000 - 0.000 | 300,000           | 210,384               | 699.65                 | 06/46     | MBC - UNB    | S&J          |
| McDowell County PSD 06-B Water Refunding Reserve | 07/27/06   |               |                   |                       | 8,091.73               |           |              |              |
| McDowell County PSD 07-A Water Reserve           | 09/19/07   |               |                   |                       | 13,986.34              |           |              |              |
| McDowell County PSD 08-A Water Reserve           | 11/10/08   |               |                   |                       | 14,757.76              |           |              |              |
| McDowell County PSD 09-A Water Reserve           | 08/13/09   |               |                   |                       | 7,772.50               |           |              |              |
| McDowell County PSD 11-A Water Reserve           | 03/24/11   |               |                   |                       | 7,253.51               |           |              |              |
| McDowell County PSD 11-B Water Reserve           | 06/23/11   |               |                   |                       | 15,992.53              |           |              |              |
| McDowell County PSD 11-C Water Reserve           | 11/17/11   |               |                   |                       | 7,384.40               |           |              |              |
| McDowell County PSD 14-A Water Reserve           | 06/13/14   |               |                   |                       | 25,592.64              |           |              |              |

| ACCOUNT NAME                           | ISSUE DATE | INTEREST RATE | ORIGINAL ISSUANCE | OUTSTANDING 6/30/2019 | ACCT BALANCE 6/30/2019 | LAST DEBT | PAYING AGENT | BOND COUNSEL |
|--|------------|---------------|-------------------|-----------------------|------------------------|-----------|--------------|--------------|
| McDowell County PSD 15-A Water Reserve | 03/09/15   |               |                   |                       | 5,675.82               |           |              |              |
| McDowell County PSD 93 Water Reserve   | 06/23/93   |               |                   |                       | 48,763.91              |           |              |              |
| McDowell County PSD 95 Water Reserve   | 09/26/95   |               |                   |                       | 27,859.82              |           |              |              |
| McDowell County PSD 97-A Water Reserve | 10/15/97   |               |                   |                       | 30,652.19              |           |              |              |
| McDowell County PSD 99-A Water Reserve | 06/21/99   |               |                   |                       | 19,530.46              |           |              |              |
| McDowell County PSD 99-B Water Reserve | 08/11/99   |               |                   |                       | 46,982.71              |           |              |              |
| McDowell County PSD 99-C Water Reserve | 08/11/99   |               |                   |                       | 6,967.66               |           |              |              |
| McMechen 86 Sewer Revenue              | 10/20/86   | 9.750 - 9.750 | 731,000           | 393,235               | 48,202.67              | 10/26     | MBC - BNY    | S&J          |
| McMechen 86 Sewer Reserve              | 10/20/86   |               |                   |                       | 73,888.61              |           |              |              |
| Meadow Creek PSD 16-A Sewer Revenue    | 01/12/16   | 2.000 - 2.000 | 619,888           | 467,005               | 7,019.83               | 03/48     | MBC - UNB    | JK           |
| Meadow Creek PSD 16-A Sewer Reserve    | 01/12/16   |               |                   |                       | 3,725.87               |           |              |              |
| Middlebourne 99-B Sewer Revenue        | 08/27/99   | 2.000 - 2.000 | 375,000           | 28,071                | 8,336.42               | 09/20     | MBC - DEP    | G&G          |
| Middlebourne 99-B Sewer Reserve        | 08/27/99   |               |                   |                       | 23,059.33              |           |              |              |
| Middlebourne 18-A Water Reserve        | 07/17/18   |               |                   |                       | 7,670.28               |           |              |              |
| Midland PSD 86-B Sewer Revenue         | 09/29/86   | 8.380 - 8.380 | 263,096           | 130,551               | 15,785.75              | 10/26     | MBC - BNY    | S&J          |
| Midland PSD 86-B Sewer Reserve         | 09/29/86   |               |                   |                       | 23,315.52              |           |              |              |
| Midland PSD 86-C Sewer Revenue         | 09/29/86   | 0.000 - 0.000 | 260,975           | 53,533                | 6,406.81               | 10/26     | MBC - BNY    | S&J          |
| Midland PSD 86-C Sewer Reserve         | 09/29/86   |               |                   |                       | 7,023.71               |           |              |              |
| Mill Creek 15-A Water Revenue          | 11/10/15   | 1.000 - 1.000 | 1,292,892         | 1,188,695             | 29,598.63              | 09/55     | MBC - UNB    | S&J          |
| Mill Creek 15-A Water Reserve          | 11/10/15   |               |                   |                       | 17,191.77              |           |              |              |
| Milton 04-A Sewer Refunding Revenue    | 12/29/04   | 0.000 - 0.000 | 6,351,371         | 4,234,247             | 32,516.53              | 12/44     | MBC - DEP    | JK           |
| Milton 04-A Sewer Refunding Reserve    | 12/29/04   |               |                   |                       | 172,267.10             |           |              |              |
| Milton 04-B Sewer Refunding Revenue    | 12/29/04   | 0.000 - 0.000 | 1,571,903         | 1,047,935             | 7,369.78               | 12/44     | MBC - UNB    | JK           |
| Milton 04-B Sewer Refunding Reserve    | 12/29/04   |               |                   |                       | 42,763.59              |           |              |              |
| Milton 07-A Water Refunding Reserve    | 06/08/07   |               |                   |                       | 69,215.10              |           |              |              |
| Milton 08-A Water Revenue              | 07/30/08   | 0.000 - 0.000 | 2,893,000         | 2,046,323             | 6,563.73               | 06/48     | MBC - UNB    | S&J          |
| Milton 08-A Water Reserve              | 07/30/08   |               |                   |                       | 77,930.21              |           |              |              |

| ACCOUNT NAME                                 | ISSUE DATE | INTEREST RATE | ORIGINAL ISSUANCE | OUTSTANDING 6/30/2019 | ACCT BALANCE 6/30/2019 | LAST DEBT | PAYING AGENT | BOND COUNSEL |
|--|------------|---------------|-------------------|-----------------------|------------------------|-----------|--------------|--------------|
| Milton 16-A Water Revenue                    | 05/26/16   | 2.560 - 2.560 | 2,000,000         | 1,737,763             | 11,904.01              | 06/34     | MBC-OVB:BH   | S&J          |
| Milton 16-A Water Reserve                    | 05/26/16   |               |                   |                       | 144,481.92             |           |              |              |
| Mineral Wells PSD 03-A Sewer Revenue         | 10/30/03   | 2.000 - 2.000 | 415,000           | 131,079               | 4,747.64               | 12/24     | MBC - DEP    | BR           |
| Mineral Wells PSD 03-A Sewer Reserve         | 10/30/03   |               |                   |                       | 25,520.11              |           |              |              |
| Mineral Wells PSD 10 Sewer Refunding Revenue | 01/07/10   | 4.700 - 4.700 | 1,041,700         | 516,118               | 16,079.69              | 10/25     | MBC-BBT GOV  | BR           |
| Mineral Wells PSD 10 Sewer Refunding Reserve | 01/07/10   |               |                   |                       | 97,762.51              |           |              |              |
| Mineral Wells PSD 12-A Sewer Reserve         | 04/13/12   |               |                   |                       | 134,946.82             |           |              |              |
| Mineral Wells PSD 13-A Sewer Reserve         | 07/17/13   |               |                   |                       | 38,060.80              |           |              |              |
| Mineral Wells PSD 17 Sewer Revenue           | 03/01/17   | 3.400 - 3.400 | 748,345           | 673,323               | 10,846.21              | 07/32     | UB           | BR           |
| Mineral Wells PSD 17 Sewer Reserve           | 03/01/17   |               |                   |                       | 11,886.72              |           |              |              |
| Mineral Wells PSD 85-B Sewer Revenue         | 12/02/85   | 0.000 - 0.000 | 589,625           | 108,615               | 15,428.86              | 10/25     | MBC - BNY    | BR           |
| Mineral Wells PSD 85-B Sewer Reserve         | 12/02/85   |               |                   |                       | 16,072.72              |           |              |              |
| Mineral Wells PSD 04-A Water Revenue         | 06/17/04   | 0.000 - 0.000 | 3,750,000         | 2,435,065             | 16,628.68              | 06/44     | MBC - UNB    | BR           |
| Mineral Wells PSD 04-A Water Reserve         | 06/17/04   |               |                   |                       | 98,698.50              |           |              |              |
| Mineral Wells PSD 04-B Water Reserve         | 06/17/04   |               |                   |                       | 29,220.29              |           |              |              |
| Mineral Wells PSD 09-A Water Reserve         | 10/22/09   |               |                   |                       | 27,788.06              |           |              |              |
| Mineral Wells PSD 13 Water Reserve           | 06/21/13   |               |                   |                       | 4,175.87               |           |              |              |
| Mingo County PSD 05-A Sewer Revenue          | 11/09/05   | 0.000 - 0.000 | 2,552,180         | 1,740,123             | 26,393.97              | 09/45     | MBC - UNB    | S&J          |
| Mingo County PSD 05-A Sewer Reserve          | 11/09/05   |               |                   |                       | 69,827.24              |           |              |              |
| Mingo County PSD 00-A Water Reserve          | 08/28/00   |               |                   |                       | 31,451.38              |           |              |              |
| Mingo County PSD 00-B Water Reserve          | 08/28/00   |               |                   |                       | 27,607.43              |           |              |              |
| Mingo County PSD 00-C Water Revenue          | 08/28/00   | 5.800 - 5.800 | 2,853,436         | 2,243,427             | 75,569.94              | 10/39     | MBC - BNY    | S&J          |
| Mingo County PSD 00-C Water Reserve          | 08/28/00   |               |                   |                       | 144,877.18             |           |              |              |
| Mingo County PSD 00-D Water Revenue          | 08/28/00   | 5.800 - 5.800 | 715,000           | 562,148               | 18,936.15              | 10/39     | MBC-BBT/WDA  | S&J          |
| Mingo County PSD 00-D Water Reserve          | 08/28/00   |               |                   |                       | 36,285.94              |           |              |              |
| Mingo County PSD 00-E Water Revenue          | 08/28/00   | 0.000 - 0.000 | 8,916,818         | 4,960,334             | 19,684.00              | 06/40     | MBC - UNB    | S&J          |
| Mingo County PSD 00-E Water Reserve          | 08/28/00   |               |                   |                       | 131,976.60             |           |              |              |

| ACCOUNT NAME                                | ISSUE DATE | INTEREST RATE | ORIGINAL ISSUANCE | OUTSTANDING 6/30/2019 | ACCT BALANCE 6/30/2019 | LAST DEBT | PAYING AGENT | BOND COUNSEL |
|---|------------|---------------|-------------------|-----------------------|------------------------|-----------|--------------|--------------|
| Mingo County PSD 01-A Water Revenue         | 03/09/01   | 0.000 - 0.000 | 837,540           | 461,710               | 1,789.67               | 12/40     | MBC - UNB    | S&J          |
| Mingo County PSD 01-A Water Reserve         | 03/09/01   |               |                   |                       | 12,288.25              |           |              |              |
| Mingo County PSD 10-A Water Reserve         | 01/12/10   |               |                   |                       | 14,801.01              |           |              |              |
| Mingo County PSD 11-A Water Reserve         | 02/10/11   |               |                   |                       | 13,621.09              |           |              |              |
| Mingo County PSD 11-B Water Reserve         | 02/10/11   |               |                   |                       | 1,523.22               |           |              |              |
| Mingo County PSD 12-A Water Reserve         | 01/17/12   |               |                   |                       | 7,470.26               |           |              |              |
| Mingo County PSD 12-B Water Reserve         | 06/18/12   |               |                   |                       | 3,823.24               |           |              |              |
| Mingo County PSD 15-A Water Reserve         | 03/26/15   |               |                   |                       | 7,690.96               |           |              |              |
| Monongah 98-A Sewer Revenue                 | 10/29/98   | 0.000 - 0.000 | 1,982,400         | 991,200               | 10,487.32              | 09/38     | MBC - UNB    | S&J          |
| Monongah 98-A Sewer Reserve                 | 10/29/98   |               |                   |                       | 54,556.66              |           |              |              |
| Monongah 10-A Water Reserve                 | 04/15/10   |               |                   |                       | 150,166.71             |           |              |              |
| Monongah 10-B Water Reserve                 | 04/15/10   |               |                   |                       | 6,893.84               |           |              |              |
| Monongah 18 Water Reserve                   | 12/21/18   |               |                   |                       | 0                      |           |              |              |
| Monongalia County Schools 12 Ref GO         | 07/10/12   | 1.750 - 5.000 | 42,615,000        | 31,675,000            | 554,503.46             | 05/33     | MBC - DTC    | BR           |
| Monongalia County Schools 12 Ref GO Sur Col | 07/10/12   |               |                   |                       | 2,066,449.51           |           |              |              |
| Montgomery 09 Sewer Reserve                 | 09/10/09   |               |                   |                       | 16,922.16              |           |              |              |
| Montgomery 17-A Sewer Revenue               | 09/07/17   | 0.250 - 0.250 | 751,966           | 733,580               | 1,910.68               | 06/57     | MBC - DEP    | G&G          |
| Montgomery 17-A Sewer Reserve               | 09/07/17   |               |                   |                       | 2,218.12               |           |              |              |
| Montgomery 87-A Sewer Revenue               | 10/27/87   | 8.380 - 8.380 | 1,164,146         | 579,862               | 70,238.90              | 10/26     | MBC - BNY    | JTP          |
| Montgomery 87-A Sewer Reserve               | 10/27/87   |               |                   |                       | 103,553.41             |           |              |              |
| Montgomery 87-B Sewer Revenue               | 10/27/87   | 0.000 - 0.000 | 285,539           | 60,113                | 20,119.19              | 10/26     | MBC - BNY    | JTP          |
| Montgomery 87-B Sewer Reserve               | 10/27/87   |               |                   |                       | 9,575.73               |           |              |              |
| Montgomery 93-A Sewer Revenue               | 01/19/93   | 7.750 - 7.750 | 648,387           | 425,858               | 30,158.99              | 10/31     | MBC - BNY    | JTP          |
| Montgomery 93-A Sewer Reserve               | 01/19/93   |               |                   |                       | 53,758.92              |           |              |              |
| Montgomery 93-B Sewer Revenue               | 01/19/93   | 0.000 - 0.000 | 21,613            | 7,204                 | 671.64                 | 10/31     | MBC - BNY    | JTP          |
| Montgomery 93-B Sewer Reserve               | 01/19/93   |               |                   |                       | 706.96                 |           |              |              |
| Monumental (Downs) PSD 06-A Water Reserve   | 07/01/06   |               |                   |                       | 38,020.19              |           |              |              |

| ACCOUNT NAME                               | ISSUE DATE | INTEREST RATE | ORIGINAL ISSUANCE | OUTSTANDING 6/30/2019 | ACCT BALANCE 6/30/2019 | LAST DEBT | PAYING AGENT | BOND COUNSEL |
|--|------------|---------------|-------------------|-----------------------|------------------------|-----------|--------------|--------------|
| Monumental PSD 19-A Water Revenue          | 03/29/19   | 3.580 - 3.580 | 420,000           | 418,407               | 4,198.80               | 05/29     | MBC-BBT GOV  | S&J          |
| Monumental PSD 19-A Water Reserve          | 03/29/19   |               |                   |                       | 700.79                 |           |              |              |
| Moorefield 09-A Sewer Revenue              | 03/03/09   | 0.000 - 0.000 | 511,051           | 360,940               | 2,725.42               | 12/42     | MBC - UNB    | JK           |
| Moorefield 09-A Sewer Reserve              | 03/03/09   |               |                   |                       | 16,016.84              |           |              |              |
| Moorefield 87-A Sewer Revenue              | 11/20/87   | 8.380 - 8.380 | 156,720           | 78,061                | 8,406.99               | 10/26     | MBC - BNY    | JK           |
| Moorefield 87-A Sewer Reserve              | 11/20/87   |               |                   |                       | 13,942.29              |           |              |              |
| Moorefield 87-B Sewer Revenue              | 11/20/87   | 0.000 - 0.000 | 38,440            | 8,093                 | 4,273.56               | 10/26     | MBC - BNY    | JK           |
| Moorefield 87-B Sewer Reserve              | 11/20/87   |               |                   |                       | 2,354.77               |           |              |              |
| Moorefield 99-A Sewer Revenue              | 03/17/99   | 0.000 - 0.000 | 1,400,000         | 87,500                | 13,570.11              | 09/20     | MBC - DEP    | S&J          |
| Moorefield 99-A Sewer Reserve              | 03/17/99   |               |                   |                       | 73,658.21              |           |              |              |
| Moorefield 07-A Water Revenue              | 03/01/07   | 4.100 - 5.000 | 3,155,000         | 2,595,000             | 69,412.27              | 03/42     | MBC - DTC    | S&J          |
| Moorefield 07-A Water Reserve              | 03/01/07   |               |                   |                       | 196,602.89             |           |              |              |
| Moorefield 87-A Water Revenue              | 11/20/87   | 8.380 - 8.380 | 443,275           | 220,798               | 23,757.11              | 10/26     | MBC - BNY    | JK           |
| Moorefield 87-A Water Reserve              | 11/20/87   |               |                   |                       | 39,432.22              |           |              |              |
| Moorefield 87-B Water Revenue              | 11/20/87   | 0.000 - 0.000 | 108,725           | 22,889                | 5,114.62               | 10/26     | MBC - BNY    | JK           |
| Moorefield 87-B Water Reserve              | 11/20/87   |               |                   |                       | 2,986.30               |           |              |              |
| Moorefield 92-A Water Revenue              | 05/28/92   | 7.750 - 7.750 | 1,451,613         | 953,413               | 63,634.73              | 10/31     | MBC - BNY    | S&J          |
| Moorefield 92-A Water Reserve              | 05/28/92   |               |                   |                       | 120,355.63             |           |              |              |
| Moorefield 92-B Water Revenue              | 05/28/92   | 0.000 - 0.000 | 48,387            | 16,129                | 1,693.81               | 10/31     | MBC - BNY    | S&J          |
| Moorefield 92-B Water Reserve              | 05/28/92   |               |                   |                       | 1,294.88               |           |              |              |
| Moorefield/Hardy County 12-A Sewer Revenue | 03/26/12   | 0.000 - 0.000 | 16,500,000        | 14,314,560            | 42,996.52              | 03/52     | MBC - DEP    | S&J          |
| Moorefield/Hardy County 12-A Sewer Reserve | 03/26/12   |               |                   |                       | 228,871.40             |           |              |              |
| Morgantown 12 Parking Refunding Revenue    | 12/20/12   | 2.500 - 2.500 | 3,534,000         | 1,060,520             | 47,130.73              | 12/21     | MBC-UB:BH    | S&J          |
| Morgantown 00-A Water & Sewer Revenue      | 02/29/00   | 0.000 - 0.000 | 7,842,000         | 2,182,815             | 31,102.49              | 03/26     | MBC - DEP    | S&J          |
| Morgantown 00-A Water & Sewer Reserve      | 02/29/00   |               |                   |                       | 0                      |           | SB           | 03/01/2026   |
| Morgantown 00-B Water & Sewer Revenue      | 02/29/00   | 0.000 - 0.000 | 2,488,000         | 1,342,176             | 6,423.51               | 12/39     | MBC - UNB    | S&J          |
| Morgantown 00-B Water & Sewer Reserve      | 02/29/00   |               |                   |                       | 0                      |           | SB           | 12/01/2039   |

| ACCOUNT NAME                                       | ISSUE DATE | INTEREST RATE | ORIGINAL ISSUANCE | OUTSTANDING 6/30/2019 | ACCT BALANCE 6/30/2019 | LAST DEBT | PAYING AGENT  | BOND COUNSEL |
|--|------------|---------------|-------------------|-----------------------|------------------------|-----------|---------------|--------------|
| Morgantown 06-A Water & Sewer Revenue              | 06/30/06   | 2.000 - 2.000 | 6,410,191         | 3,202,159             | 40,083.76              | 06/28     | MBC - DEP     | S&J          |
| Morgantown 06-A Water & Sewer Reserve              | 06/30/06   |               |                   |                       | 0                      |           | SB            | 01/01/2027   |
| Morgantown 07-A Water & Sewer Revenue              | 08/14/07   | 2.000 - 2.000 | 8,500,000         | 4,793,930             | 52,134.91              | 06/29     | MBC - DEP     | S&J          |
| Morgantown 07-A Water & Sewer Reserve              | 08/14/07   |               |                   |                       | 0                      |           | SB            | 06/01/2029   |
| Morgantown 10-A Water & Sewer Revenue              | 01/28/10   | 5.000 - 6.375 | 37,950,000        | 37,950,000            | 894,327.02             | 12/40     | MBC - DTC     | S&J          |
| Morgantown 10-A Water & Sewer Reserve              | 01/28/10   |               |                   |                       | 0                      |           | SB            | 12/01/2040   |
| Morgantown 10-C Water & Sewer Revenue              | 01/28/10   | 2.000 - 2.000 | 15,380,227        | 10,858,681            | 185,864.92             | 09/32     | MBC - DEP     | S&J          |
| Morgantown 10-C Water & Sewer Reserve              | 01/28/10   |               |                   |                       | 945,780.10             |           |               |              |
| Morgantown 10-D Water & Sewer Revenue              | 01/28/10   | 2.000 - 2.000 | 9,317,286         | 6,578,149             | 119,168.83             | 09/32     | MBC - BPH     | S&J          |
| Morgantown 10-D Water & Sewer Reserve              | 01/28/10   |               |                   |                       | 674,243.56             |           |               |              |
| Morgantown 10-E Water & Sewer Revenue              | 01/28/10   | 2.000 - 2.000 | 100,000           | 70,601                | 1,080.91               | 09/32     | MBC - BPH     | S&J          |
| Morgantown 10-E Water & Sewer Reserve              | 01/28/10   |               |                   |                       | 6,151.52               |           |               |              |
| Morgantown 12-A Water & Sewer Revenue              | 08/24/12   | 0.500 - 0.500 | 570,000           | 476,316               | 1,974.14               | 03/44     | MBC - BPH     | S&J          |
| Morgantown 12-A Water & Sewer Reserve              | 08/24/12   |               |                   |                       | 20,710.12              |           |               |              |
| Morgantown 13-A (Canyon PSD) Water & Sewer Revenue | 08/22/13   | 0.000 - 0.000 | 4,605,260         | 3,815,780             | 31,366.25              | 06/48     | MBC - UNB     | S&J          |
| Morgantown 13-A (Canyon PSD) Water & Sewer Reserve | 08/22/13   |               |                   |                       | 135,179.03             |           |               |              |
| Morgantown 14-B Water & Sewer Revenue              | 07/23/14   | 3.160 - 3.160 | 505,421           | 411,048               | 2,955.58               | 08/34     | MBC - JPMC:BH | S&J          |
| Morgantown 14-B Water & Sewer Reserve              | 07/23/14   |               |                   |                       | 24,683.96              |           |               |              |
| Morgantown 15-A Water & Sewer Revenue              | 03/31/15   | 7.750 - 7.750 | 137,568           | 90,354                | 6,224.62               | 10/31     | MBC - BNY     | BR           |
| Morgantown 15-A Water & Sewer Reserve              | 03/31/15   |               |                   |                       | 11,406.35              |           |               |              |
| Morgantown 15-B Water & Sewer Revenue              | 03/31/15   | 0.000 - 0.000 | 4,586             | 1,529                 | 126.67                 | 10/31     | MBC - BNY     | BR           |
| Morgantown 15-B Water & Sewer Reserve              | 03/31/15   |               |                   |                       | 121.54                 |           |               |              |
| Morgantown 15-C Water & Sewer Revenue              | 03/31/15   | 0.000 - 0.000 | 8,111,813         | 5,176,599             | 22,198.15              | 09/43     | MBC - DEP     | G&G          |
| Morgantown 15-C Water & Sewer Reserve              | 03/31/15   |               |                   |                       | 219,306.54             |           |               |              |
| Morgantown 15-D Water & Sewer Revenue              | 03/31/15   | 0.000 - 0.000 | 1,688,394         | 1,346,278             | 4,195.59               | 12/49     | MBC - DEP     | S&J          |
| Morgantown 15-D Water & Sewer Reserve              | 03/31/15   |               |                   |                       | 35,737.34              |           |               |              |
| Morgantown 15-E Water & Sewer Revenue              | 06/11/15   | 0.000 - 0.000 | 662,300           | 607,453               | 1,669.07               | 06/55     | MBC - DEP     | S&J          |

| ACCOUNT NAME                           | ISSUE DATE | INTEREST RATE | ORIGINAL ISSUANCE | OUTSTANDING 6/30/2019 | ACCT BALANCE 6/30/2019 | LAST DEBT | PAYING AGENT | BOND COUNSEL |
|--|------------|---------------|-------------------|-----------------------|------------------------|-----------|--------------|--------------|
| Morgantown 15-E Water & Sewer Reserve  | 06/11/15   |               |                   |                       | 9,554.48               |           |              |              |
| Morgantown 16-A Water & Sewer Revenue  | 12/01/16   | 3.000 - 5.000 | 69,755,000        | 67,435,000            | 1,017,054.08           | 12/46     | MBC - DTC    | S&J          |
| Morgantown 16-B1 Water & Sewer Revenue | 12/15/16   | 0.750 - 0.750 | 25,000,000        | 6,445,065             | 417,480.86             | 09/46     | MBC - DEP    | S&J          |
| Morgantown 16-B1 Water & Sewer Reserve | 12/15/16   |               |                   |                       | 0                      |           | SB           | 12/01/2047   |
| Morgantown 17-A Water & Sewer Revenue  | 12/21/17   | 2.100 - 3.750 | 2,695,000         | 2,655,000             | 68,827.64              | 10/47     | MBC - DTC    | S&J          |
| Morgantown 17-A Water & Sewer Reserve  | 12/21/17   |               |                   |                       | 0                      |           | SB           | 10/01/2047   |
| Morgantown 18-A2 Water & Sewer Revenue | 07/10/18   | 1.000 - 1.000 | 140,715           | 111,265               | 364.33                 | 06/58     | MBC - UNB    | S&J          |
| Morgantown 18-A2 Water & Sewer Reserve | 07/10/18   |               |                   |                       | 36.35                  |           |              |              |
| Morgantown 18-A Water & Sewer Revenue  | 01/31/18   | 1.000 - 1.000 | 394,074           | 389,931               | 1,285.17               | 12/57     | MBC - UNB    | S&J          |
| Morgantown 18-A Water & Sewer Reserve  | 01/31/18   |               |                   |                       | 716.73                 |           |              |              |
| Morgantown 18-B Water & Sewer Revenue  | 06/28/18   | 3.000 - 5.000 | 44,260,000        | 44,260,000            | 749,833.64             | 12/48     | MBC - DTC    | S&J          |
| Morgantown 18-B Water & Sewer Reserve  | 06/28/18   |               |                   |                       | 0                      |           | SB           | 12/01/2048   |
| Moundsville 11-A Sewer Revenue         | 06/09/11   | 2.000 - 2.000 | 3,678,601         | 2,682,346             | 28,910.41              | 03/33     | MBC - DEP    | S&J          |
| Moundsville 11-A Sewer Reserve         | 06/09/11   |               |                   |                       | 146,143.36             |           |              |              |
| Moundsville 87-A Sewer Revenue         | 11/18/87   | 8.380 - 8.380 | 1,846,978         | 919,985               | 98,982.89              | 10/26     | MBC - BNY    | S&J          |
| Moundsville 87-A Sewer Reserve         | 11/18/87   |               |                   |                       | 164,291.53             |           |              |              |
| Moundsville 87-B Sewer Revenue         | 11/18/87   | 0.000 - 0.000 | 453,022           | 95,373                | 11,860.53              | 10/26     | MBC - BNY    | S&J          |
| Moundsville 87-B Sewer Reserve         | 11/18/87   |               |                   |                       | 12,392.23              |           |              |              |
| Moundsville 05-A Water Reserve         | 12/21/05   |               |                   |                       | 263,506.04             |           |              |              |
| Moundsville 05-B Water Revenue         | 12/21/05   | 5.200 - 5.200 | 9,745,000         | 7,424,238             | 316,967.78             | 10/35     | MBC - BNY    | S&J          |
| Moundsville 05-B Water Reserve         | 12/21/05   |               |                   |                       | 676,151.14             |           |              |              |
| Mountain Top PSD 09-B Water Revenue    | 01/23/09   | 0.000 - 0.000 | 2,673,000         | 2,065,484             | 6,247.75               | 03/49     | MBC - UNB    | S&J          |
| Mountain Top PSD 09-B Water Reserve    | 01/23/09   |               |                   |                       | 71,948.01              |           |              |              |
| Mt Hope 07-A Water & Sewer Revenue     | 11/28/07   | 0.000 - 0.000 | 646,600           | 425,652               | 7,615.73               | 03/39     | MBC - DEP    | JK           |
| Mt Hope 07-A Water & Sewer Reserve     | 11/28/07   |               |                   |                       | 21,683.66              |           |              |              |
| Mt Hope 19-A Water & Sewer Revenue     | 04/24/19   | 0.000 - 0.000 | 1,700,000         | 394,333               | 0                      | 03/59     | MBC - DEP    | JK           |
| Mt Hope 19-A Water & Sewer Reserve     | 04/24/19   |               |                   |                       | 44,156.00              |           |              |              |

| ACCOUNT NAME                              | ISSUE DATE | INTEREST RATE | ORIGINAL ISSUANCE | OUTSTANDING 6/30/2019 | ACCT BALANCE 6/30/2019 | LAST DEBT | PAYING AGENT | BOND COUNSEL |
|---|------------|---------------|-------------------|-----------------------|------------------------|-----------|--------------|--------------|
| Mt Zion PSD 95-A Sewer Reserve            | 06/21/95   |               |                   |                       | 3,834.87               |           |              |              |
| Mt Zion PSD 95-B Sewer Reserve            | 06/21/95   |               |                   |                       | 590.97                 |           |              |              |
| Mt Zion PSD 10-A Water Reserve            | 04/26/10   |               |                   |                       | 711.61                 |           |              |              |
| Mt Zion PSD 10-B Water Reserve            | 04/26/10   |               |                   |                       | 1,312.35               |           |              |              |
| Mt Zion PSD 84 Water Reserve              | 02/02/84   |               |                   |                       | 3,059.17               |           |              |              |
| Mt Zion PSD 98 Water Reserve              | 05/20/98   |               |                   |                       | 381.95                 |           |              |              |
| Mullens 98-B Sewer Revenue                | 12/17/98   | 0.000 - 0.000 | 2,586,300         | 1,673,484             | 28,252.34              | 06/30     | MBC - UNB    | JK           |
| Mullens 98-B Sewer Reserve                | 12/17/98   |               |                   |                       | 156,133.40             |           |              |              |
| Nettie Leivasy PSD 00 Water Revenue       | 08/29/00   | 5.800 - 5.800 | 386,000           | 301,285               | 10,422.13              | 10/39     | MBC - BNY    | S&J          |
| Nettie Leivasy PSD 00 Water Reserve       | 08/29/00   |               |                   |                       | 25,473.82              |           |              |              |
| Nettie Leivasy PSD 11-A Water Revenue     | 03/02/11   | 0.000 - 0.000 | 2,000,000         | 1,649,350             | 4,593.22               | 03/51     | MBC - UNB    | S&J          |
| Nettie Leivasy PSD 11-A Water Reserve     | 03/02/11   |               |                   |                       | 36,464.54              |           |              |              |
| Nettie Leivasy PSD 11-B Water Revenue     | 03/02/11   | 0.000 - 0.000 | 3,073,000         | 2,381,557             | 10,426.95              | 09/42     | MBC - BPH    | S&J          |
| Nettie Leivasy PSD 11-B Water Reserve     | 03/02/11   |               |                   |                       | 71,903.97              |           |              |              |
| Nettie Leivasy PSD 11-C Water Revenue     | 09/29/11   | 0.000 - 0.000 | 1,000,000         | 843,136               | 2,311.84               | 09/51     | MBC - UNB    | S&J          |
| Nettie Leivasy PSD 11-C Water Reserve     | 09/29/11   |               |                   |                       | 26,969.50              |           |              |              |
| New Creek PSD 87-A Sewer Revenue          | 08/17/87   | 8.380 - 8.380 | 200,757           | 99,998                | 13,807.73              | 10/26     | MBC - BNY    | S&J          |
| New Creek PSD 87-A Sewer Reserve          | 08/17/87   |               |                   |                       | 17,859.20              |           |              |              |
| New Creek PSD 87-B Sewer Revenue          | 08/17/87   | 0.000 - 0.000 | 49,243            | 10,368                | 3,324.23               | 10/26     | MBC - BNY    | S&J          |
| New Creek PSD 87-B Sewer Reserve          | 08/17/87   |               |                   |                       | 2,309.54               |           |              |              |
| New Creek Water 04-B Water Revenue        | 11/18/04   | 0.000 - 0.000 | 1,095,000         | 722,843               | 5,370.56               | 09/44     | MBC - UNB    | S&J          |
| New Creek Water 04-B Water Reserve        | 11/18/04   |               |                   |                       | 32,148.36              |           |              |              |
| New Creek Water 04-C Water Revenue        | 11/18/04   | 3.000 - 3.000 | 286,000           | 119,992               | 3,742.80               | 06/26     | MBC - UNB    | S&J          |
| New Creek Water 04-C Water Reserve        | 11/18/04   |               |                   |                       | 19,288.74              |           |              |              |
| New Cumberland 04-A Water & Sewer Revenue | 06/18/04   | 0.000 - 0.000 | 238,600           | 151,974               | 1,187.95               | 06/44     | MBC - UNB    | S&J          |
| New Cumberland 04-A Water & Sewer Reserve | 06/18/04   |               |                   |                       | 6,326.21               |           |              |              |
| New Cumberland 09-A Water & Sewer Revenue | 12/15/09   | 5.000 - 5.000 | 764,000           | 512,290               | 40,299.03              | 10/29     | MBC-BBT/WDA  | S&J          |



| ACCOUNT NAME                              | ISSUE DATE | INTEREST RATE | ORIGINAL ISSUANCE | OUTSTANDING 6/30/2019 | ACCT BALANCE 6/30/2019 | LAST DEBT | PAYING AGENT | BOND COUNSEL |
|---|------------|---------------|-------------------|-----------------------|------------------------|-----------|--------------|--------------|
| New Cumberland 09-A Water & Sewer Reserve | 12/15/09   |               |                   |                       | 60,636.77              |           |              |              |
| New Cumberland 94-A Water & Sewer Revenue | 10/27/94   | 6.750 - 6.750 | 647,121           | 441,055               | 28,674.50              | 10/33     | MBC - BNY    | S&J          |
| New Cumberland 94-A Water & Sewer Reserve | 10/27/94   |               |                   |                       | 48,217.30              |           |              |              |
| New Haven PSD 00-A Water Revenue          | 03/02/00   | 0.000 - 0.000 | 1,241,000         | 486,034               | 8,237.47               | 03/31     | MBC - BPH    | S&J          |
| New Haven PSD 00-A Water Reserve          | 03/02/00   |               |                   |                       | 0                      |           | LOC          | 03/01/2031   |
| New Haven PSD 00-B Water Revenue          | 03/02/00   | 0.000 - 0.000 | 9,004,675         | 4,790,926             | 39,577.58              | 03/40     | MBC - UNB    | S&J          |
| New Haven PSD 00-B Water Reserve          | 03/02/00   |               |                   |                       | 0                      |           | LOC          | 03/01/2040   |
| New Haven PSD 00-C Water Revenue          | 09/21/00   | 4.500 - 5.875 | 1,605,000         | 1,240,000             | 33,598.73              | 06/40     | MBC - BNY    | S&J          |
| New Haven PSD 00-C Water Reserve          | 09/21/00   |               |                   |                       | 0                      |           | LOC          | 06/01/2040   |
| New Haven PSD 00-D Water Revenue          | 09/21/00   | 0.000 - 0.000 | 767,354           | 306,914               | 5,068.12               | 06/31     | MBC - BPH    | S&J          |
| New Haven PSD 00-D Water Reserve          | 09/21/00   |               |                   |                       | 0                      |           | LOC          | 06/01/2031   |
| New Haven PSD 01-A Water Revenue          | 03/29/01   | 0.000 - 0.000 | 995,325           | 555,060               | 4,391.90               | 03/41     | MBC - UNB    | S&J          |
| New Haven PSD 01-A Water Reserve          | 03/29/01   |               |                   |                       | 0                      |           | LOC          | 03/01/2041   |
| New Haven PSD 01-B Water Revenue          | 03/29/01   | 0.000 - 0.000 | 732,646           | 311,355               | 4,823.41               | 03/32     | MBC - BPH    | S&J          |
| New Haven PSD 01-B Water Reserve          | 03/29/01   |               |                   |                       | 0                      |           | LOC          | 03/01/2032   |
| New Haven PSD 09-A Water Revenue          | 01/16/09   | 0.000 - 0.000 | 802,000           | 602,749               | 3,502.30               | 12/48     | MBC - UNB    | S&J          |
| New Haven PSD 09-A Water Reserve          | 01/16/09   |               |                   |                       | 0                      |           | LOC          | 12/01/2048   |
| New Haven PSD 09-B Water Revenue          | 08/12/09   | 0.000 - 0.000 | 651,806           | 501,662               | 3,182.44               | 12/47     | MBC - UNB    | S&J          |
| New Haven PSD 09-B Water Reserve          | 08/12/09   |               |                   |                       | 0                      |           | LOC          | 06/01/2049   |
| New Haven 10-B Sewer Refunding Revenue    | 12/16/10   | 0.000 - 0.000 | 3,277,500         | 2,485,423             | 10,565.83              | 03/42     | MBC - DEP    | S&J          |
| New Haven 10-B Sewer Refunding Reserve    | 12/16/10   |               |                   |                       | 83,575.27              |           |              |              |
| New Haven 82-B Sewer Sub Revenue          | 10/27/82   | 0.000 - 0.000 | 89,500            | 2,419                 | 2,428.27               | 10/19     | MBC - BNY    | JK           |
| New Haven 03-A & B Water Reserve          | 09/05/03   |               |                   |                       | 34,159.65              |           |              |              |
| New Haven 15-A Water Revenue              | 08/27/15   | 0.500 - 0.500 | 337,415           | 303,257               | 1,511.55               | 03/46     | MBC - BPH    | S&J          |
| New Haven 15-A Water Reserve              | 08/27/15   |               |                   |                       | 4,143.31               |           |              |              |
| New Haven 18-A Water Revenue              | 06/27/18   | 0.500 - 0.500 | 5,456,585         | 973,679               | 0                      | 03/50     | MBC - BPH    | S&J          |
| New Haven 18-A Water Reserve              | 06/27/18   |               |                   |                       | 0                      |           |              |              |

| ACCOUNT NAME                                | ISSUE DATE | INTEREST RATE | ORIGINAL ISSUANCE | OUTSTANDING 6/30/2019 | ACCT BALANCE 6/30/2019 | LAST DEBT | PAYING AGENT | BOND COUNSEL |
|---|------------|---------------|-------------------|-----------------------|------------------------|-----------|--------------|--------------|
| New Martinsville 97-B Water & Sewer Revenue | 03/13/97   | 0.000 - 0.000 | 6,720,000         | 3,138,947             | 60,272.75              | 03/37     | MBC - UNB    | JK           |
| New Martinsville 97-B Water & Sewer Reserve | 03/13/97   |               |                   |                       | 180,859.26             |           |              |              |
| New Martinsville 97-C Water & Sewer Revenue | 03/13/97   | 1.000 - 1.000 | 420,000           | 414,669               | 6,424.63               | 03/37     | MBC - UNB    | JK           |
| New Martinsville 97-C Water & Sewer Reserve | 03/13/97   |               |                   |                       | 25,820.44              |           |              |              |
| Newburg 02 Sewer Reserve                    | 05/03/02   |               |                   |                       | 6,129.97               |           |              |              |
| Newburg 08-A Water Revenue                  | 08/05/08   | 0.000 - 0.000 | 522,000           | 395,756               | 1,214.65               | 06/48     | MBC - UNB    | S&J          |
| Newburg 08-A Water Reserve                  | 08/05/08   |               |                   |                       | 13,166.16              |           |              |              |
| Newburg 10-A Water Reserve                  | 07/19/10   |               |                   |                       | 13,289.10              |           |              |              |
| Nitro 00-A Sewer Revenue                    | 06/28/00   | 0.000 - 0.000 | 2,050,000         | 837,067               | 6,676.77               | 09/31     | MBC - DEP    | VLF          |
| Nitro 00-A Sewer Reserve                    | 06/28/00   |               |                   |                       | 70,591.86              |           |              |              |
| Nitro 01-A Sewer Revenue                    | 06/05/01   | 0.000 - 0.000 | 543,800           | 226,560               | 1,896.82               | 12/31     | MBC - DEP    | VLF          |
| Nitro 01-A Sewer Reserve                    | 06/05/01   |               |                   |                       | 18,727.51              |           |              |              |
| Nitro 09-A Sewer Revenue                    | 11/12/09   | 0.000 - 0.000 | 1,910,778         | 1,146,458             | 9,458.41               | 06/31     | MBC - DEP    | VLF          |
| Nitro 09-A Sewer Reserve                    | 11/12/09   |               |                   |                       | 79,831.71              |           |              |              |
| Nitro 15-A Sewer Revenue                    | 12/03/15   | 0.500 - 0.500 | 679,519           | 628,769               | 3,017.87               | 12/39     | MBC - DEP    | JK           |
| Nitro 15-A Sewer Reserve                    | 12/03/15   |               |                   |                       | 6,024.19               |           |              |              |
| Nitro 16-A Sewer Revenue                    | 12/01/16   | 0.500 - 0.500 | 2,350,000         | 2,174,487             | 10,430.33              | 12/39     | MBC - DEP    | JK           |
| Nitro 16-A Sewer Reserve                    | 12/01/16   |               |                   |                       | 20,834.29              |           |              |              |
| Nitro 17-A Sewer Revenue                    | 08/29/17   | 0.500 - 0.500 | 2,484,559         | 2,348,964             | 11,140.68              | 12/39     | MBC - DEP    | JK           |
| Nitro 17-A Sewer Reserve                    | 08/29/17   |               |                   |                       | 16,310.77              |           |              |              |
| Nitro 18-A Sewer Revenue                    | 10/24/18   | 0.500 - 0.500 | 2,757,922         | 2,726,367             | 12,427.75              | 12/39     | MBC - DEP    | JK           |
| Nitro 18-A Sewer Reserve                    | 10/24/18   |               |                   |                       | 4,680.71               |           |              |              |
| North Beckley PSD 03-A Sewer Revenue        | 09/29/03   | 0.000 - 0.000 | 5,307,741         | 2,830,784             | 39,032.22              | 06/35     | MBC - DEP    | BR           |
| North Beckley PSD 03-A Sewer Reserve        | 09/29/03   |               |                   |                       | 184,565.75             |           |              |              |
| North Beckley PSD 09-A Sewer Revenue        | 10/29/09   | 0.000 - 0.000 | 4,544,324         | 3,294,614             | 28,948.69              | 03/41     | MBC - DEP    | S&J          |
| North Beckley PSD 09-A Sewer Reserve        | 10/29/09   |               |                   |                       | 157,980.13             |           |              |              |
| North Beckley PSD 15-B Sewer Revenue        | 06/18/15   | 1.000 - 1.000 | 2,354,862         | 2,194,520             | 10,042.99              | 06/55     | MBC - UNB    | STB          |

| ACCOUNT NAME   | ISSUE DATE | INTEREST RATE | ORIGINAL ISSUANCE | OUTSTANDING 6/30/2019 | ACCT BALANCE 6/30/2019 | LAST DEBT | PAYING AGENT | BOND COUNSEL |
|--|------------|---------------|-------------------|-----------------------|------------------------|-----------|--------------|--------------|
| North Beckley PSD 15-B Sewer Reserve                   | 06/18/15   |               |                   |                       | 20,292.54              |           |              |              |
| North Beckley PSD 99 Sewer Revenue                     | 01/28/99   | 0.000 - 0.000 | 8,090,898         | 404,544               | 62,822.53              | 06/20     | MBC - DEP    | BR           |
| North Beckley PSD 99 Sewer Reserve (R)*                | 01/28/99   |               |                   |                       | 422,007.20             |           |              |              |
| North Hills 04 Sewer Reserve                           | 02/19/04   |               |                   |                       | 71,147.81              |           |              |              |
| Northern Jackson County PSD 10-A Sewer Revenue         | 09/01/10   | 1.000 - 1.000 | 550,000           | 464,391               | 1,554.43               | 09/50     | MBC - UNB    | G&G          |
| Northern Jackson County PSD 10-A Sewer Reserve         | 09/01/10   |               |                   |                       | 12,670.98              |           |              |              |
| Northern Jackson County PSD 05-A Water Revenue         | 06/23/05   | 0.000 - 0.000 | 2,035,472         | 1,374,604             | 9,393.14               | 06/45     | MBC - UNB    | G&G          |
| Northern Jackson County PSD 05-A Water Reserve         | 06/23/05   |               |                   |                       | 55,028.20              |           |              |              |
| Northern Jackson County PSD 05-B Water Reserve         | 06/23/05   |               |                   |                       | 51,094.75              |           |              |              |
| Northern Jackson County PSD 05-C Water Reserve         | 06/23/05   |               |                   |                       | 6,081.98               |           |              |              |
| Northern Jackson County PSD 12-A Water Revenue         | 07/24/12   | 0.000 - 0.000 | 1,910,000         | 1,647,836             | 4,500.78               | 06/52     | MBC - UNB    | G&G          |
| Northern Jackson County PSD 12-A Water Reserve         | 07/24/12   |               |                   |                       | 27,445.42              |           |              |              |
| Northern Jackson County PSD 95 Water Reserve           | 12/15/95   |               |                   |                       | 6,968.16               |           |              |              |
| Northern Jackson County PSD 99 Water Reserve           | 06/24/99   |               |                   |                       | 40,944.25              |           |              |              |
| Northern Wayne County PSD 01-A Sewer Design Revenue    | 01/30/01   | 0.000 - 0.000 | 497,857           | 211,576               | 10,579.84              | 03/32     | MBC - DEP    | S&J          |
| Northern Wayne County PSD 01-A Sewer Design Res        | 01/30/01   |               |                   |                       | 17,245.26              |           |              |              |
| Northern Wayne County PSD 05-A Sewer Revenue           | 10/04/05   | 0.000 - 0.000 | 4,536,000         | 2,646,000             | 48,214.66              | 12/36     | MBC - DEP    | S&J          |
| Northern Wayne County PSD 05-A Sewer Reserve           | 10/04/05   |               |                   |                       | 157,080.43             |           |              |              |
| Northern Wayne County PSD 16-A Sewer Refunding Revenue | 05/05/16   | 2.470 - 2.470 | 1,067,000         | 846,765               | 24,627.42              | 03/29     | MBC-BBT GOV  | S&J          |
| Northern Wayne County PSD 16-A Sewer Refunding Res     | 05/05/16   |               |                   |                       | 98,949.89              |           |              |              |
| Northern Wayne County PSD 89-A Sewer Revenue           | 03/16/89   | 8.400 - 8.400 | 2,354,914         | 1,447,477             | 129,832.56             | 10/29     | MBC - BNY    | JK           |
| Northern Wayne County PSD 89-A Sewer Reserve           | 03/16/89   |               |                   |                       | 209,109.86             |           |              |              |
| Northern Wayne County PSD 89-C Sewer Revenue           | 03/16/89   | 0.000 - 0.000 | 349,086           | 98,460                | 9,039.07               | 10/29     | MBC - BNY    | JK           |
| Northern Wayne County PSD 89-C Sewer Reserve           | 03/16/89   |               |                   |                       | 9,300.23               |           |              |              |
| Norton-Harding-Jimtown PSD 06-A Sewer Revenue          | 10/12/06   | 0.000 - 0.000 | 333,000           | 234,146               | 774.06                 | 09/46     | MBC - UNB    | S&J          |
| Norton-Harding-Jimtown PSD 06-A Sewer Reserve          | 10/12/06   |               |                   |                       | 8,860.42               |           |              |              |
| Norton-Harding-Jimtown PSD 13-A Sewer Revenue          | 05/06/13   | 2.000 - 2.000 | 1,000,000         | 885,370               | 5,586.28               | 12/44     | MBC - UNB    | S&J          |

| ACCOUNT NAME                                  | ISSUE DATE | INTEREST RATE | ORIGINAL ISSUANCE | OUTSTANDING 6/30/2019 | ACCT BALANCE 6/30/2019 | LAST DEBT | PAYING AGENT | BOND COUNSEL |
|---|------------|---------------|-------------------|-----------------------|------------------------|-----------|--------------|--------------|
| Norton-Harding-Jimtown PSD 13-A Sewer Reserve | 05/06/13   |               |                   |                       | 44,925.65              |           |              |              |
| Norton-Harding-Jimtown PSD 04-A Water Revenue | 11/30/04   | 4.900 - 4.900 | 117,237           | 10,613                | 11,040.01              | 10/19     | MBC-BBT/WDA  | S&J          |
| Norton-Harding-Jimtown PSD 04-B Water Revenue | 11/30/04   | 5.500 - 5.500 | 105,336           | 52,574                | 5,640.53               | 10/26     | MBC-BBT/WDA  | S&J          |
| Norton-Harding-Jimtown PSD 04-B Water Reserve | 11/30/04   |               |                   |                       | 8,411.49               |           |              |              |
| Norton-Harding-Jimtown PSD 04-C Water Revenue | 11/30/04   | 6.000 - 6.000 | 798,427           | 694,497               | 24,522.99              | 10/44     | MBC-BBT/WDA  | S&J          |
| Norton-Harding-Jimtown PSD 04-C Water Reserve | 11/30/04   |               |                   |                       | 54,029.23              |           |              |              |
| Norton-Harding-Jimtown PSD 07-A Water Reserve | 09/26/07   |               |                   |                       | 34,693.05              |           |              |              |
| Norton-Harding-Jimtown PSD 99-A Water Revenue | 02/23/99   | 0.000 - 0.000 | 1,380,000         | 694,434               | 6,285.95               | 12/38     | MBC - UNB    | S&J          |
| Norton-Harding-Jimtown PSD 99-A Water Reserve | 02/23/99   |               |                   |                       | 36,086.65              |           |              |              |
| Nutter Fort 02 Sewer Revenue                  | 06/04/02   | 0.000 - 0.000 | 1,053,812         | 389,906               | 5,231.59               | 09/28     | MBC - DEP    | S&J          |
| Nutter Fort 02 Sewer Reserve                  | 06/04/02   |               |                   |                       | 53,037.81              |           |              |              |
| Nutter Fort 03 Sewer Revenue                  | 07/30/03   | 0.000 - 0.000 | 328,000           | 124,640               | 5,574.17               | 12/28     | MBC - UNB    | S&J          |
| Nutter Fort 03 Sewer Reserve                  | 07/30/03   |               |                   |                       | 16,215.03              |           |              |              |
| Nutter Fort 09-A Water Revenue                | 02/17/09   | 0.000 - 0.000 | 1,815,000         | 1,390,704             | 4,229.64               | 12/48     | MBC - UNB    | S&J          |
| Nutter Fort 09-A Water Reserve                | 02/17/09   |               |                   |                       | 48,938.38              |           |              |              |
| Oak Hill 17-A2 Sewer Revenue                  | 09/21/17   | 0.250 - 0.250 | 208,000           | 20,000                | 0                      | 09/57     | MBC - DEP    | BR           |
| Oak Hill 17-A2 Sewer Reserve                  | 09/21/17   |               |                   |                       | 0                      |           |              |              |
| Oak Hill 17-A1 Sewer Revenue                  | 09/21/17   | 0.250 - 0.250 | 13,792,000        | 10,959,655            | 0                      | 09/57     | MBC - DEP    | BR           |
| Oak Hill 17-A1 Sewer Reserve                  | 09/21/17   |               |                   |                       | 0                      |           |              |              |
| Oak Hill 17-B Sewer Revenue                   | 09/21/17   | 1.000 - 1.000 | 8,365,211         | 7,639,395             | 0                      | 09/57     | MBC - UNB    | BR           |
| Oak Hill 17-C Sewer Revenue                   | 09/20/17   | 2.000 - 2.000 | 512,000           | 303,814               | 11,465.98              | 10/21     | MBC-BBT GOV  | BR           |
| Oak Hill 17-C Sewer Reserve                   | 09/20/17   |               |                   |                       | 23,738.07              |           |              |              |
| Oak Hill 88-A Sewer Revenue                   | 08/25/88   | 9.000 - 9.000 | 1,764,285         | 1,055,670             | 104,363.01             | 10/28     | MBC - BNY    | S&J          |
| Oak Hill 88-A Sewer Reserve                   | 08/25/88   |               |                   |                       | 166,411.25             |           |              |              |
| Oak Hill 88-B Sewer Revenue                   | 08/25/88   | 0.000 - 0.000 | 441,071           | 113,081               | 14,357.07              | 10/28     | MBC - BNY    | S&J          |
| Oak Hill 88-B Sewer Reserve                   | 08/25/88   |               |                   |                       | 20,140.71              |           |              |              |
| Oak Hill 91-A Sewer Revenue                   | 03/28/91   | 8.100 - 8.100 | 1,817,920         | 1,103,333             | 86,378.12              | 10/29     | MBC - BNY    | S&J          |

| ACCOUNT NAME                        | ISSUE DATE | INTEREST RATE | ORIGINAL ISSUANCE | OUTSTANDING 6/30/2019 | ACCT BALANCE 6/30/2019 | LAST DEBT | PAYING AGENT | BOND COUNSEL |
|-------------------------------------|------------|---------------|-------------------|-----------------------|------------------------|-----------|--------------|--------------|
| Oak Hill 91-A Sewer Reserve         | 03/28/91   |               |                   |                       | 157,103.09             |           |              |              |
| Oak Hill 91-B Sewer Revenue         | 03/28/91   | 0.000 - 0.000 | 82,080            | 23,760                | 2,295.46               | 10/29     | MBC - BNY    | S&J          |
| Oak Hill 91-B Sewer Reserve         | 03/28/91   |               |                   |                       | 3,845.72               |           |              |              |
| Oakland PSD 12-A Water Revenue      | 05/24/12   | 0.000 - 0.000 | 3,014,455         | 2,347,134             | 10,396.33              | 03/44     | MBC - BPH    | S&J          |
| Oakland PSD 12-A Water Reserve      | 05/24/12   |               |                   |                       | 55,227.85              |           |              |              |
| Oakland PSD 95 Water Revenue        | 06/28/95   | 6.750 - 6.750 | 579,740           | 395,130               | 24,945.20              | 10/33     | MBC - BNY    | G&G          |
| Oakland PSD 95 Water Reserve        | 06/28/95   |               |                   |                       | 43,197.39              |           |              |              |
| Oakvale Road PSD 02-A Water Revenue | 06/04/02   | 0.000 - 0.000 | 558,620           | 321,206               | 2,358.19               | 06/42     | MBC - UNB    | S&J          |
| Oakvale Road PSD 02-A Water Reserve | 06/04/02   |               |                   |                       | 0                      |           | LOC          | 06/01/2042   |
| Oakvale Road PSD 11-A Water Revenue | 09/08/11   | 0.000 - 0.000 | 3,400,000         | 2,885,513             | 15,168.87              | 09/51     | MBC - UNB    | S&J          |
| Oakvale Road PSD 11-A Water Reserve | 09/08/11   |               |                   |                       | 0                      |           | LOC          | 09/08/2021   |
| Oakvale Road PSD 17-A Water Revenue | 06/27/17   | 0.000 - 0.000 | 2,038,206         | 2,014,884             | 8,934.01               | 06/57     | MBC - UNB    | S&J          |
| Oakvale Road PSD 17-A Water Reserve | 06/27/17   |               |                   |                       | 2,225.60               |           |              |              |
| Oakvale Road PSD 96 Water Revenue   | 12/04/96   | 3.000 - 3.000 | 12,700,000        | 7,478,620             | 101,202.47             | 12/36     | MBC - UNB    | S&J          |
| Oakvale Road PSD 96 Water Reserve   | 12/04/96   |               |                   |                       | 0                      |           | LOC          | 12/01/2036   |
| Oakvale Road PSD 99-A Water Revenue | 04/23/99   | 3.000 - 3.000 | 1,268,489         | 818,906               | 11,892.91              | 03/39     | MBC - UNB    | S&J          |
| Oakvale Road PSD 99-A Water Reserve | 04/23/99   |               |                   |                       | 0                      |           | LOC          | 03/01/2039   |
| Oakvale Road PSD 99-B Water Revenue | 11/04/99   | 3.000 - 3.000 | 731,511           | 477,779               | 10,300.91              | 09/39     | MBC - UNB    | S&J          |
| Oakvale Road PSD 99-B Water Reserve | 11/04/99   |               |                   |                       | 0                      |           | LOC          | 09/01/2039   |
| Oceana 00-A Sewer Revenue           | 06/16/00   | 0.000 - 0.000 | 5,364,000         | 2,279,700             | 17,080.52              | 03/32     | MBC - DEP    | S&J          |
| Oceana 00-A Sewer Reserve (R)*      | 06/16/00   |               |                   |                       | 184,998.58             |           |              |              |
| Oceana 00-B Sewer Revenue           | 06/21/00   | 0.000 - 0.000 | 7,273,500         | 3,993,276             | 16,904.02              | 06/40     | MBC - UNB    | S&J          |
| Oceana 00-B Sewer Reserve (R)*      | 06/16/00   |               |                   |                       | 196,757.67             |           |              |              |
| Oceana 18-A Sewer Revenue           | 08/17/18   | 0.500 - 0.500 | 6,420,299         | 3,971,810             | 0                      | 06/48     | MBC - DEP    | S&J          |
| Oceana 18-A Sewer Reserve           | 08/17/18   |               |                   |                       | 0                      |           |              |              |
| Oceana 92-A Sewer Revenue           | 11/18/92   | 7.750 - 7.750 | 952,364           | 625,509               | 35,334.81              | 10/31     | MBC - BNY    | G&G          |
| Oceana 92-A Sewer Reserve (R)*      | 11/18/92   |               |                   |                       | 80,762.52              |           |              |              |

| ACCOUNT NAME                           | ISSUE DATE | INTEREST RATE | ORIGINAL ISSUANCE | OUTSTANDING 6/30/2019 | ACCT BALANCE 6/30/2019 | LAST DEBT | PAYING AGENT | BOND COUNSEL |
|--|------------|---------------|-------------------|-----------------------|------------------------|-----------|--------------|--------------|
| Oceana 92-B Sewer Revenue              | 11/18/92   | 0.000 - 0.000 | 31,746            | 10,582                | 625.5                  | 10/31     | MBC - BNY    | G&G          |
| Oceana 92-B Sewer Reserve (R)*         | 11/18/92   |               |                   |                       | 843.14                 |           |              |              |
| Oceana 17-A Water Revenue              | 12/06/17   | 0.750 - 0.750 | 300,000           | 263,484               | 2,208.91               | 03/48     | MBC - BPH    | S&J          |
| Oceana 17-A Water Reserve              | 12/06/17   |               |                   |                       | 1,510.54               |           |              |              |
| Oceana 18-A Water Revenue              | 09/26/18   | 0.750 - 0.750 | 450,000           | 426,271               | 1,497.95               | 06/49     | MBC - BPH    | S&J          |
| Oceana 18-A Water Reserve              | 09/26/18   |               |                   |                       | 139.72                 |           |              |              |
| Oceana 96 Water Refunding Revenue      | 09/20/96   | 6.250 - 6.250 | 2,172,800         | 1,545,366             | 85,153.55              | 10/35     | MBC - BNY    | G&G          |
| Oceana 96 Water Refunding Reserve      | 09/20/96   |               |                   |                       | 151,903.31             |           |              |              |
| Ohio County Develop 11-A Water Revenue | 02/28/11   | 3.000 - 3.000 | 1,600,000         | 962,103               | 34,449.61              | 12/30     | MBC - UNB    | JK           |
| Ohio County Develop 11-A Water Reserve | 02/28/11   |               |                   |                       | 73,382.40              |           |              |              |
| Ohio County PSD 13-A Sewer Revenue     | 05/16/13   | 2.000 - 2.000 | 1,605,000         | 1,261,650             | 14,197.68              | 06/34     | MBC - DEP    | S&J          |
| Ohio County PSD 13-A Sewer Reserve     | 05/16/13   |               |                   |                       | 51,089.08              |           |              |              |
| Ohio County PSD 86-A Sewer Revenue     | 05/16/86   | 9.750 - 9.750 | 100,320           | 49,323                | 6,164.67               | 10/25     | MBC - BNY    | S&J          |
| Ohio County PSD 86-A Sewer Reserve     | 05/16/86   |               |                   |                       | 10,165.75              |           |              |              |
| Ohio County PSD 86-B Sewer Revenue     | 05/16/86   | 0.000 - 0.000 | 49,961            | 8,967                 | 3,204.37               | 10/25     | MBC - BNY    | S&J          |
| Ohio County PSD 86-B Sewer Reserve     | 05/16/86   |               |                   |                       | 2,960.89               |           |              |              |
| Ohio County PSD 88-A Sewer Revenue     | 09/30/88   | 9.000 - 9.000 | 694,925           | 415,814               | 41,715.00              | 10/28     | MBC - BNY    | S&J          |
| Ohio County PSD 88-A Sewer Reserve     | 09/30/88   |               |                   |                       | 65,550.84              |           |              |              |
| Ohio County PSD 88-B Sewer Revenue     | 09/30/88   | 0.000 - 0.000 | 173,731           | 44,536                | 9,705.90               | 10/28     | MBC - BNY    | S&J          |
| Ohio County PSD 88-B Sewer Reserve     | 09/30/88   |               |                   |                       | 5,387.50               |           |              |              |
| Ohio County PSD 89-A Sewer Revenue     | 04/03/89   | 8.400 - 8.400 | 1,013,841         | 623,170               | 44,261.38              | 04/29     | MBC - BNY    | S&J          |
| Ohio County PSD 89-A Sewer Reserve     | 04/03/89   |               |                   |                       | 90,026.94              |           |              |              |
| Ohio County PSD 89-B Sewer Revenue     | 04/03/89   | 0.000 - 0.000 | 150,288           | 42,389                | 5,619.31               | 04/29     | MBC - BNY    | S&J          |
| Ohio County PSD 89-B Sewer Reserve     | 04/03/89   |               |                   |                       | 4,663.15               |           |              |              |
| Ohio County PSD 97-A Sewer Revenue     | 10/15/97   | 0.000 - 0.000 | 1,081,000         | 498,923               | 5,052.51               | 06/37     | MBC - UNB    | S&J          |
| Ohio County PSD 97-A Sewer Reserve     | 10/15/97   |               |                   |                       | 37,049.04              |           |              |              |
| Ohio County Schools 19 GO              | 05/09/19   | 2.000 - 4.000 | 42,200,000        | 42,200,000            | 0                      | 06/34     | MBC - DTC    | D&S          |

| ACCOUNT NAME                           | ISSUE DATE | INTEREST RATE | ORIGINAL ISSUANCE | OUTSTANDING 6/30/2019 | ACCT BALANCE 6/30/2019 | LAST DEBT | PAYING AGENT | BOND COUNSEL |
|--|------------|---------------|-------------------|-----------------------|------------------------|-----------|--------------|--------------|
| Paden City 11-A Sewer Reserve          | 02/03/11   |               |                   |                       | 76,359.01              |           |              |              |
| Paden City 17-A Sewer Reserve          | 02/21/17   |               |                   |                       | 29,794.16              |           |              |              |
| Paden City 17-B Sewer Reserve          | 02/21/17   |               |                   |                       | 5,366.84               |           |              |              |
| Paden City 87-A Sewer Revenue          | 04/28/87   | 8.380 - 8.380 | 536,426           | 267,196               | 32,150.82              | 10/26     | MBC - BNY    | S&J          |
| Paden City 87-A Sewer Reserve          | 04/28/87   |               |                   |                       | 47,717.64              |           |              |              |
| Paden City 87-B Sewer Revenue          | 04/28/87   | 0.000 - 0.000 | 131,574           | 27,701                | 4,755.72               | 10/26     | MBC - BNY    | S&J          |
| Paden City 87-B Sewer Reserve          | 04/28/87   |               |                   |                       | 4,295.55               |           |              |              |
| Paden City 01-A Water Reserve          | 04/26/01   |               |                   |                       | 108,692.17             |           |              |              |
| Paden City 82 Water Reserve            | 12/02/82   |               |                   |                       | 21,523.08              |           |              |              |
| Page-Kincaid PSD 09-A Sewer Reserve    | 06/11/09   |               |                   |                       | 25,309.71              |           |              |              |
| Page-Kincaid PSD 09-B Sewer Revenue    | 06/11/09   | 0.000 - 0.000 | 470,000           | 366,232               | 1,037.39               | 06/49     | MBC - UNB    | S&J          |
| Page-Kincaid PSD 09-B Sewer Reserve    | 06/11/09   |               |                   |                       | 9,984.19               |           |              |              |
| Page-Kincaid PSD 13-A Sewer Reserve    | 06/13/13   |               |                   |                       | 5,875.57               |           |              |              |
| Page-Kincaid PSD 88-A Sewer Revenue    | 07/01/88   | 9.000 - 9.000 | 112,000           | 67,015                | 6,400.52               | 10/28     | MBC - BNY    | S&J          |
| Page-Kincaid PSD 88-A Sewer Reserve    | 07/01/88   |               |                   |                       | 10,564.56              |           |              |              |
| Page-Kincaid PSD 88-B Sewer Revenue    | 07/01/88   | 0.000 - 0.000 | 28,000            | 7,178                 | 903.53                 | 10/28     | MBC - BNY    | S&J          |
| Page-Kincaid PSD 88-B Sewer Reserve    | 07/01/88   |               |                   |                       | 1,264.70               |           |              |              |
| Page-Kincaid PSD 15-A Water Revenue    | 01/29/15   | 0.500 - 0.500 | 600,000           | 539,260               | 3,113.29               | 03/46     | MBC - BPH    | S&J          |
| Page-Kincaid PSD 15-A Water Reserve    | 01/29/15   |               |                   |                       | 7,367.45               |           |              |              |
| Page-Kincaid PSD 80 Water Reserve      | 10/14/80   |               |                   |                       | 56,650.10              |           |              |              |
| Page-Kincaid PSD 93 Water Reserve      | 04/22/93   |               |                   |                       | 5,729.50               |           |              |              |
| Page-Kincaid PSD 98 Water Reserve      | 11/13/98   |               |                   |                       | 14,421.10              |           |              |              |
| Parkersburg 03-A Water & Sewer Revenue | 03/04/03   | 3.000 - 3.000 | 4,000,000         | 1,233,982             | 23,343.70              | 06/24     | MBC - UNB    | S&J          |
| Parkersburg 03-A Water & Sewer Reserve | 03/04/03   |               |                   |                       | 269,784.88             |           |              |              |
| Parkersburg 03-B Water & Sewer Revenue | 03/04/03   | 5.000 - 5.000 | 3,250,000         | 1,110,309             | 168,365.47             | 10/23     | MBC - BNY    | S&J          |
| Parkersburg 03-B Water & Sewer Reserve | 03/04/03   |               |                   |                       | 259,429.26             |           |              |              |
| Parkersburg 03-D Water & Sewer Revenue | 08/04/03   | 3.000 - 3.000 | 926,000           | 298,860               | 5,408.68               | 09/24     | MBC - UNB    | S&J          |

| ACCOUNT NAME                                     | ISSUE DATE | INTEREST RATE | ORIGINAL ISSUANCE | OUTSTANDING 6/30/2019 | ACCT BALANCE 6/30/2019 | LAST DEBT | PAYING AGENT | BOND COUNSEL |
|--|------------|---------------|-------------------|-----------------------|------------------------|-----------|--------------|--------------|
| Parkersburg 03-D Water & Sewer Reserve           | 08/04/03   |               |                   |                       | 62,455.11              |           |              |              |
| Parkersburg 03-E Water & Sewer Revenue           | 08/04/03   | 2.000 - 2.000 | 4,326,705         | 1,366,616             | 24,996.12              | 12/24     | MBC - DEP    | S&J          |
| Parkersburg 03-E Water & Sewer Reserve           | 08/04/03   |               |                   |                       | 266,062.89             |           |              |              |
| Parkersburg 06-D Water & Sewer Refunding Revenue | 12/14/06   | 0.000 - 0.000 | 9,000,000         | 5,625,000             | 28,153.08              | 03/38     | MBC - DEP    | S&J          |
| Parkersburg 06-D Water & Sewer Refunding Reserve | 12/14/06   |               |                   |                       | 308,492.04             |           |              |              |
| Parkersburg 06-E Water & Sewer Revenue           | 12/14/06   | 0.000 - 0.000 | 4,175,342         | 2,608,468             | 13,899.12              | 06/37     | MBC - DEP    | S&J          |
| Parkersburg 06-E Water & Sewer Reserve           | 12/14/06   |               |                   |                       | 151,761.93             |           |              |              |
| Parkersburg 11-A Water & Sewer Revenue           | 03/16/11   | 2.000 - 2.000 | 5,800,000         | 4,162,222             | 33,501.51              | 12/32     | MBC - BPH    | S&J          |
| Parkersburg 11-A Water & Sewer Reserve           | 03/16/11   |               |                   |                       | 239,584.07             |           |              |              |
| Parkersburg 12-A Water & Sewer Revenue           | 05/23/12   | 0.000 - 0.000 | 5,731,700         | 4,083,837             | 26,338.82              | 09/33     | MBC - DEP    | S&J          |
| Parkersburg 12-A Water & Sewer Reserve           | 05/23/12   |               |                   |                       | 172,404.32             |           |              |              |
| Parkersburg 14-A Water & Sewer Revenue           | 10/22/14   | 1.760 - 1.760 | 715,513           | 62,086                | 12,695.02              | 11/19     | MBC-BBT GOV  | S&J          |
| Parkersburg 14-B Water & Sewer Revenue           | 08/27/14   | 1.000 - 1.000 | 12,676,820        | 11,373,790            | 61,175.25              | 03/37     | MBC - UNB    | S&J          |
| Parkersburg 14-B Water & Sewer Reserve           | 08/27/14   |               |                   |                       | 166,791.68             |           |              |              |
| Parkersburg 15-A Water & Sewer Refunding Revenue | 08/31/15   | 2.000 - 4.000 | 17,905,000        | 13,145,000            | 1,784,846.70           | 08/25     | MBC - DTC    | S&J          |
| Parkersburg 15-A Water & Sewer Refunding Reserve | 08/31/15   |               |                   |                       | 0                      |           | SB           | 08/01/2025   |
| Parkersburg 15-B Water & Sewer Refunding Revenue | 08/31/15   | 2.000 - 3.000 | 5,800,000         | 2,460,000             | 1,155,021.65           | 08/20     | MBC - DTC    | S&J          |
| Parkersburg 15-B Water & Sewer Refunding Reserve | 08/31/15   |               |                   |                       | 0                      |           | SB           | 08/01/2020   |
| Parsons 06-A Water & Sewer Revenue               | 08/22/06   | 0.000 - 0.000 | 454,300           | 316,543               | 2,235.26               | 06/46     | MBC - UNB    | S&J          |
| Parsons 06-A Water & Sewer Reserve               | 08/22/06   |               |                   |                       | 12,118.65              |           |              |              |
| Parsons 07-A Water & Sewer Revenue               | 04/24/07   | 0.000 - 0.000 | 1,109,250         | 513,012               | 9,448.94               | 09/28     | MBC - UNB    | S&J          |
| Parsons 07-A Water & Sewer Reserve               | 04/24/07   |               |                   |                       | 56,723.86              |           |              |              |
| Parsons 10-A Water & Sewer Revenue               | 05/04/10   | 0.000 - 0.000 | 1,150,000         | 912,560               | 2,721.81               | 03/50     | MBC - UNB    | S&J          |
| Parsons 10-A Water & Sewer Reserve               | 05/04/10   |               |                   |                       | 30,856.15              |           |              |              |
| Parsons 89-A Water & Sewer Revenue               | 11/22/89   | 8.400 - 8.400 | 269,103           | 165,407               | 13,128.97              | 10/29     | MBC - BNY    | S&J          |
| Parsons 89-A Water & Sewer Reserve               | 11/22/89   |               |                   |                       | 23,894.82              |           |              |              |
| Parsons 89-B Water & Sewer Revenue               | 11/22/89   | 0.000 - 0.000 | 39,891            | 11,251                | 2,095.56               | 10/29     | MBC - BNY    | S&J          |



| ACCOUNT NAME                                      | ISSUE DATE | INTEREST RATE | ORIGINAL ISSUANCE | OUTSTANDING 6/30/2019 | ACCT BALANCE 6/30/2019 | LAST DEBT | PAYING AGENT | BOND COUNSEL |
|---|------------|---------------|-------------------|-----------------------|------------------------|-----------|--------------|--------------|
| Parsons 89-B Water & Sewer Reserve                | 11/22/89   |               |                   |                       | 1,659.43               |           |              |              |
| Parsons 96 Water & Sewer Revenue                  | 05/08/96   | 6.250 - 6.250 | 457,500           | 324,805               | 16,570.97              | 10/35     | MBC - BNY    | S&J          |
| Parsons 96 Water & Sewer Reserve                  | 05/08/96   |               |                   |                       | 31,926.77              |           |              |              |
| Paw Paw Rt 19 PSD 08-A Water Reserve              | 06/09/08   |               |                   |                       | 70,803.38              |           |              |              |
| Paw Paw Rt 19 PSD 17-A Water Reserve              | 05/11/17   |               |                   |                       | 522.6                  |           |              |              |
| Paw Paw 12-A Sewer Revenue                        | 08/24/12   | 0.000 - 0.000 | 487,777           | 416,343               | 1,148.73               | 09/51     | MBC - UNB    | S&J          |
| Paw Paw 12-A Sewer Reserve                        | 08/24/12   |               |                   |                       | 13,434.76              |           |              |              |
| Pea Ridge PSD 00 Sewer System Design Revenue      | 03/07/00   | 2.000 - 2.000 | 477,000           | 49,742                | 3,255.59               | 03/21     | MBC - DEP    | S&J          |
| Pea Ridge PSD 00 Sewer System Design Reserve (R)* | 03/07/00   |               |                   |                       | 29,816.41              |           |              |              |
| Pea Ridge PSD 03-A Sewer Revenue                  | 08/19/03   | 0.000 - 0.000 | 12,429,500        | 6,525,477             | 53,234.99              | 03/35     | MBC - DEP    | S&J          |
| Pea Ridge PSD 03-A Sewer Reserve                  | 08/19/03   |               |                   |                       | 430,365.06             |           |              |              |
| Pea Ridge PSD 03-B Sewer Revenue                  | 08/19/03   | 5.000 - 5.000 | 100,000           | 34,934                | 5,324.30               | 10/23     | MBC - BNY    | S&J          |
| Pea Ridge PSD 03-B Sewer Reserve (R)*             | 08/19/03   |               |                   |                       | 8,297.17               |           |              |              |
| Pea Ridge PSD 04-A Sewer Revenue                  | 03/01/04   | 3.250 - 5.100 | 2,620,000         | 220,000               | 66,430.93              | 05/20     | MBC - DTC    | S&J          |
| Pea Ridge PSD 04-A Sewer Reserve (R)*             | 03/01/04   |               |                   |                       | 246,792.15             |           |              |              |
| Pea Ridge PSD 07-A Sewer Revenue                  | 08/28/07   | 0.000 - 0.000 | 1,043,821         | 669,764               | 3,355.42               | 09/38     | MBC - DEP    | S&J          |
| Pea Ridge PSD 07-A Sewer Reserve                  | 08/28/07   |               |                   |                       | 35,630.40              |           |              |              |
| Pea Ridge PSD 14-A Sewer Revenue                  | 10/08/14   | 0.500 - 0.500 | 8,156,112         | 7,730,875             | 19,847.50              | 09/37     | MBC - DEP    | S&J          |
| Pea Ridge PSD 14-A Sewer Reserve                  | 10/22/14   |               |                   |                       | 57,263.43              |           |              |              |
| Pea Ridge PSD 17-A Sewer Revenue                  | 10/17/17   | 2.000 - 2.000 | 2,500,000         | 2,234,435             | 0                      | 12/49     | MBC - UNB    | S&J          |
| Pea Ridge PSD 17-A Sewer Reserve                  | 10/17/17   |               |                   |                       | 0                      |           |              |              |
| Pendleton County PSD 09-A Water Reserve           | 10/26/09   |               |                   |                       | 10,780.29              |           |              |              |
| Pendleton County PSD 17-A Water Reserve           | 08/03/17   |               |                   |                       | 0                      |           |              |              |
| Pennsboro 12-A Sewer Revenue                      | 12/11/12   | 0.000 - 0.000 | 443,618           | 388,518               | 1,146.01               | 12/52     | MBC - DEP    | S&J          |
| Pennsboro 12-A Sewer Reserve                      | 12/11/12   |               |                   |                       | 5,773.29               |           |              |              |
| Pennsboro 17-A Sewer Revenue                      | 05/03/17   | 0.250 - 0.250 | 2,585,090         | 1,986,939             | 7,583.46               | 09/56     | MBC - DEP    | S&J          |
| Pennsboro 17-A Sewer Reserve                      | 05/03/17   |               |                   |                       | 5,995.13               |           |              |              |

| ACCOUNT NAME                          | ISSUE DATE | INTEREST RATE | ORIGINAL ISSUANCE | OUTSTANDING 6/30/2019 | ACCT BALANCE 6/30/2019 | LAST DEBT | PAYING AGENT | BOND COUNSEL |
|---------------------------------------|------------|---------------|-------------------|-----------------------|------------------------|-----------|--------------|--------------|
| Pennsboro 93 Sewer Reserve            | 04/12/93   |               |                   |                       | 22,360.35              |           |              |              |
| Petersburg 03-A Sewer Revenue         | 07/15/03   | 0.000 - 0.000 | 4,415,311         | 2,655,137             | 27,935.89              | 09/41     | MBC - DEP    | S&J          |
| Petersburg 03-A Sewer Reserve         | 07/15/03   |               |                   |                       | 123,878.57             |           |              |              |
| Petersburg 16-A Sewer Revenue         | 09/21/16   | 1.000 - 1.000 | 710,000           | 702,238               | 1,947.66               | 09/56     | MBC - UNB    | S&J          |
| Petersburg 16-A Sewer Reserve         | 09/21/16   |               |                   |                       | 1,326.20               |           |              |              |
| Petersburg 16-B Sewer Reserve         | 09/21/16   |               |                   |                       | 4,448.22               |           |              |              |
| Petersburg 87-A Sewer Revenue         | 04/23/87   | 8.380 - 8.380 | 650,306           | 323,919               | 30,236.92              | 10/26     | MBC - BNY    | S&J          |
| Petersburg 87-A Sewer Reserve         | 04/23/87   |               |                   |                       | 57,846.18              |           |              |              |
| Petersburg 87-B Sewer Revenue         | 04/23/87   | 0.000 - 0.000 | 159,506           | 33,581                | 3,248.33               | 10/26     | MBC - BNY    | S&J          |
| Petersburg 87-B Sewer Reserve         | 04/23/87   |               |                   |                       | 4,353.85               |           |              |              |
| Petersburg 09-A Water Revenue         | 04/16/09   | 2.000 - 2.000 | 2,700,000         | 1,682,401             | 19,196.78              | 12/30     | MBC - BPH    | S&J          |
| Petersburg 09-A Water Reserve         | 04/16/09   |               |                   |                       | 145,557.38             |           |              |              |
| Petersburg 09-C Water Revenue         | 04/16/09   | 0.000 - 0.000 | 2,500,000         | 1,791,644             | 7,083.72               | 12/40     | MBC - BPH    | S&J          |
| Petersburg 09-C Water Reserve         | 08/13/09   |               |                   |                       | 74,616.73              |           |              |              |
| Petersburg 96 Water Revenue           | 08/29/96   | 6.250 - 6.250 | 492,590           | 349,717               | 14,845.28              | 10/35     | MBC - BNY    | S&J          |
| Petersburg 96 Water Reserve           | 08/29/96   |               |                   |                       | 34,375.31              |           |              |              |
| Philippi 02 Sewer Revenue             | 11/12/02   | 0.000 - 0.000 | 1,162,700         | 561,962               | 29,618.29              | 12/33     | MBC - DEP    | S&J          |
| Philippi 02 Sewer Reserve             | 11/12/02   |               |                   |                       | 40,629.16              |           |              |              |
| Philippi 13-A Sewer Refunding Revenue | 06/27/13   | 0.000 - 0.000 | 4,074,770         | 3,598,490             | 10,459.12              | 06/53     | MBC - DEP    | S&J          |
| Philippi 13-A Sewer Refunding Reserve | 06/27/13   |               |                   |                       | 49,927.91              |           |              |              |
| Philippi 09-B Water Reserve           | 04/16/09   |               |                   |                       | 126,866.99             |           |              |              |
| Philippi 11-A Water Reserve           | 06/09/11   |               |                   |                       | 181,218.36             |           |              |              |
| Philippi 11-B Water Revenue           | 06/09/11   | 0.000 - 0.000 | 2,074,000         | 1,659,184             | 6,197.51               | 06/43     | MBC - UNB    | S&J          |
| Philippi 11-B Water Reserve           | 06/09/11   |               |                   |                       | 71,805.53              |           |              |              |
| Philippi 11-C Water Revenue           | 06/09/11   | 0.000 - 0.000 | 1,946,000         | 1,638,728             | 4,596.42               | 06/51     | MBC - UNB    | S&J          |
| Philippi 11-C Water Reserve           | 06/09/11   |               |                   |                       | 53,192.95              |           |              |              |
| Philippi 18-A Water Reserve           | 05/09/18   |               |                   |                       | 0                      |           |              |              |

| ACCOUNT NAME   | ISSUE DATE | INTEREST RATE | ORIGINAL ISSUANCE | OUTSTANDING 6/30/2019 | ACCT BALANCE 6/30/2019 | LAST DEBT | PAYING AGENT | BOND COUNSEL |
|--|------------|---------------|-------------------|-----------------------|------------------------|-----------|--------------|--------------|
| Piedmont 17-A Sewer Revenue                          | 05/03/17   | 1.000 - 1.000 | 1,036,000         | 931,374               | 3,645.83               | 03/57     | MBC - UNB    | S&J          |
| Piedmont 17-A Sewer Reserve                          | 05/03/17   |               |                   |                       | 3,536.23               |           |              |              |
| Piedmont 01-A Water Reserve                          | 03/15/01   |               |                   |                       | 43,734.91              |           |              |              |
| Piedmont 01-B Water Reserve                          | 03/15/01   |               |                   |                       | 16,116.04              |           |              |              |
| Pine Grove 93 Sewer Reserve                          | 04/01/93   |               |                   |                       | 3,341.24               |           |              |              |
| Pineville 08-A Water Reserve                         | 09/15/08   |               |                   |                       | 67,045.42              |           |              |              |
| Pleasant Hill PSD 04 Water Reserve                   | 01/01/04   |               |                   |                       | 8,218.13               |           |              |              |
| Pleasant Hill PSD 12-A Water Reserve                 | 06/28/12   |               |                   |                       | 6,791.64               |           |              |              |
| Pleasant Hill PSD 16-A Water Reserve                 | 03/11/16   |               |                   |                       | 2,143.46               |           |              |              |
| Pleasant Hill PSD 89 Water Reserve                   | 10/02/89   |               |                   |                       | 14,069.83              |           |              |              |
| Pleasant Hill PSD 94 Water Reserve                   | 09/09/94   |               |                   |                       | 7,756.75               |           |              |              |
| Pleasant Valley PSD 95 Water Revenue                 | 12/07/95   | 6.750 - 6.750 | 476,000           | 324,772               | 16,486.01              | 10/33     | MBC - BNY    | S&J          |
| Pleasant Valley PSD 95 Water Reserve                 | 12/07/95   |               |                   |                       | 35,435.16              |           |              |              |
| Pleasants County Devel Auth 10-A Water Lease Revenue | 06/11/10   | 0.000 - 0.000 | 3,000,000         | 1,650,000             | 18,098.45              | 09/27     | MBC - UNB    | JK           |
| Pleasants County Devel Auth 10-A Water Lease Res     | 06/11/10   |               |                   |                       | 207,822.61             |           |              |              |
| Pleasants County Devel Auth 10-B Water Lease Revenue | 06/11/10   | 4.000 - 4.000 | 100,000           | 66,874                | 5,677.37               | 10/27     | MBC-BBT/WDA  | JK           |
| Pleasants County Devel Auth 10-B Water Lease Res     | 06/11/10   |               |                   |                       | 9,351.80               |           |              |              |
| Pleasants County Devel Auth 10-C Water Lease Revenue | 08/19/10   | 4.000 - 4.000 | 900,000           | 601,867               | 52,167.89              | 10/27     | MBC-BBT/WDA  | JK           |
| Pleasants County Devel Auth 10-C Water Lease Res     | 08/19/10   |               |                   |                       | 81,885.73              |           |              |              |
| Pleasants County PSD 10-A Water Reserve              | 06/11/10   |               |                   |                       | 13,923.39              |           |              |              |
| Pleasants County Schools 11 GO                       | 07/13/11   | 2.500 - 4.000 | 18,050,000        | 9,905,000             | 129,950.64             | 05/26     | MBC - DTC    | BR           |
| Pleasants County Schools 11 GO Sur Col               | 07/13/11   |               |                   |                       | 1,049,628.42           |           |              |              |
| Pocahontas County PSD 08-A Sewer Revenue             | 12/30/08   | 0.000 - 0.000 | 2,022,009         | 1,413,021             | 5,756.74               | 09/41     | MBC - UNB    | S&J          |
| Pocahontas County PSD 08-A Sewer Reserve             | 12/30/08   |               |                   |                       | 66,566.32              |           |              |              |
| Pocahontas County PSD 15-A Sewer Revenue             | 04/29/15   | 0.000 - 0.000 | 11,000,000        | 9,470,236             | 28,451.77              | 03/55     | MBC - DEP    | S&J          |
| Pocahontas County PSD 15-A Sewer Reserve             | 04/29/15   |               |                   |                       | 54,725.59              |           |              |              |
| Pocahontas County PSD 15-B Sewer Revenue             | 04/29/15   | 1.000 - 1.000 | 16,089,990        | 15,311,213            | 48,513.21              | 03/55     | MBC - UNB    | S&J          |

| ACCOUNT NAME                             | ISSUE DATE | INTEREST RATE | ORIGINAL ISSUANCE | OUTSTANDING 6/30/2019 | ACCT BALANCE 6/30/2019 | LAST DEBT | PAYING AGENT | BOND COUNSEL |
|--|------------|---------------|-------------------|-----------------------|------------------------|-----------|--------------|--------------|
| Pocahontas County PSD 15-B Sewer Reserve | 04/29/15   |               |                   |                       | 96,092.60              |           |              |              |
| Pocahontas County PSD 11-A Water Revenue | 02/24/11   | 0.000 - 0.000 | 296,250           | 240,000               | 685.14                 | 12/50     | MBC - UNB    | S&J          |
| Pocahontas County PSD 11-A Water Reserve | 02/24/11   |               |                   |                       | 5,777.48               |           |              |              |
| Pocahontas County PSD 18-A Water Revenue | 02/28/18   | 3.000 - 3.000 | 2,109,700         | 1,785,826             | 15,153.14              | 03/39     | MBC - UNB    | S&J          |
| Pocahontas County PSD 18-A Water Reserve | 02/28/18   |               |                   |                       | 4,702.42               |           |              |              |
| Pt Pleasant 13-A Water & Sewer Revenue   | 06/27/13   | 2.000 - 2.000 | 3,713,058         | 2,960,371             | 22,676.33              | 09/34     | MBC - DEP    | S&J          |
| Pt Pleasant 13-A Water & Sewer Reserve   | 06/27/13   |               |                   |                       | 112,332.44             |           |              |              |
| Pt Pleasant 89-A Water & Sewer Revenue   | 06/27/89   | 8.400 - 8.400 | 1,837,600         | 1,129,503             | 101,472.03             | 04/29     | MBC - BNY    | S&J          |
| Pt Pleasant 89-A Water & Sewer Reserve   | 06/27/89   |               |                   |                       | 163,173.33             |           |              |              |
| Pt Pleasant 89-B Water & Sewer Revenue   | 06/27/89   | 0.000 - 0.000 | 272,400           | 76,831                | 10,913.68              | 04/29     | MBC - BNY    | S&J          |
| Pt Pleasant 89-B Water & Sewer Reserve   | 06/27/89   |               |                   |                       | 12,438.71              |           |              |              |
| Pratt 14-A Sewer Revenue                 | 07/23/14   | 0.000 - 0.000 | 821,878           | 742,333               | 2,095.66               | 06/54     | MBC - DEP    | S&J          |
| Pratt 14-A Sewer Reserve                 | 07/23/14   |               |                   |                       | 8,353.63               |           |              |              |
| Preston County PSD #1 07-A Water Revenue | 07/12/07   | 0.000 - 0.000 | 1,391,300         | 1,011,830             | 3,258.53               | 06/47     | MBC - UNB    | S&J          |
| Preston County PSD #1 07-A Water Reserve | 07/12/07   |               |                   |                       | 39,244.45              |           |              |              |
| Preston County PSD #1 07-B Water Revenue | 07/12/07   | 0.000 - 0.000 | 806,838           | 524,430               | 2,784.16               | 12/38     | MBC - BPH    | S&J          |
| Preston County PSD #1 07-B Water Reserve | 07/12/07   |               |                   |                       | 27,967.17              |           |              |              |
| Preston County PSD #1 13-A Water Revenue | 08/07/13   | 1.000 - 1.000 | 490,418           | 439,667               | 1,881.56               | 06/53     | MBC - UNB    | S&J          |
| Preston County PSD #1 13-A Water Reserve | 08/07/13   |               |                   |                       | 16,190.01              |           |              |              |
| Preston County PSD #1 18 Water Revenue   | 05/16/18   | 3.000 - 3.000 | 3,520,000         | 1,565,918             | 0                      | 12/46     | MBC - UNB    | BR           |
| Preston County PSD #1 18 Water Reserve   | 05/16/18   |               |                   |                       | 0                      |           |              |              |
| Preston County PSD #1 95-A Water Reserve | 09/19/95   |               |                   |                       | 36,005.61              |           |              |              |
| Preston County PSD #1 95-B Water Reserve | 09/19/95   |               |                   |                       | 66,317.37              |           |              |              |
| Preston County PSD #2 17-A Water Revenue | 06/27/17   | 2.000 - 2.000 | 445,168           | 439,722               | 1,687.73               | 12/48     | MBC - UNB    | S&J          |
| Preston County PSD #2 17-A Water Reserve | 06/27/17   |               |                   |                       | 1,159.77               |           |              |              |
| Preston County PSD #4 10-A Water Revenue | 12/22/10   | 0.000 - 0.000 | 1,030,000         | 677,910               | 6,174.37               | 03/31     | MBC - UNB    | S&J          |
| Preston County PSD #4 10-A Water Reserve | 12/22/10   |               |                   |                       | 60,287.96              |           |              |              |

| ACCOUNT NAME   | ISSUE DATE | INTEREST RATE | ORIGINAL ISSUANCE | OUTSTANDING 6/30/2019 | ACCT BALANCE 6/30/2019 | LAST DEBT | PAYING AGENT | BOND COUNSEL |
|--|------------|---------------|-------------------|-----------------------|------------------------|-----------|--------------|--------------|
| Preston County PSD #4 12-A Water Revenue             | 11/21/12   | 0.500 - 0.500 | 3,903,853         | 3,262,228             | 15,204.95              | 03/44     | MBC - BPH    | S&J          |
| Preston County PSD #4 12-A Water Reserve             | 11/21/12   |               |                   |                       | 78,647.31              |           |              |              |
| Preston County PSD #4 13-A Water Revenue             | 10/23/13   | 2.000 - 2.000 | 273,026           | 244,950               | 1,601.67               | 06/45     | MBC - UNB    | S&J          |
| Preston County PSD #4 13-A Water Reserve             | 10/23/13   |               |                   |                       | 5,177.68               |           |              |              |
| Preston County PSD #4 16-A Water Revenue             | 12/15/16   | 2.500 - 2.500 | 1,932,071         | 1,818,406             | 13,688.80              | 09/38     | MBC - BPH    | S&J          |
| Preston County PSD #4 16-A Water Reserve             | 12/15/16   |               |                   |                       | 10,342.08              |           |              |              |
| Preston County PSD #4 (East) 97-A Water Revenue      | 11/07/97   | 6.250 - 6.250 | 290,000           | 207,367               | 10,562.01              | 10/35     | MBC - BNY    | S&J          |
| Preston County PSD #4 (East) 97-A Water Reserve      | 11/07/97   |               |                   |                       | 20,384.36              |           |              |              |
| Preston County Schools 11 GO                         | 06/02/11   | 2.000 - 5.000 | 39,600,000        | 21,570,000            | 358,280.51             | 05/26     | MBC - DTC    | BR           |
| Preston County Schools 11 GO Sur Col                 | 06/02/11   |               |                   |                       | 2,415,851.33           |           |              |              |
| Prichard PSD 05-A Sewer Revenue                      | 12/13/05   | 0.000 - 0.000 | 817,354           | 560,929               | 1,919.91               | 09/45     | MBC - UNB    | S&J          |
| Prichard PSD 05-A Sewer Reserve                      | 12/13/05   |               |                   |                       | 25,161.71              |           |              |              |
| Princeton 11 Sewer Refunding Revenue                 | 03/03/11   | 0.000 - 0.000 | 9,100,000         | 7,128,316             | 28,390.47              | 12/42     | MBC - DEP    | G&G          |
| Princeton 11 Sewer Refunding Reserve                 | 03/03/11   |               |                   |                       | 206,807.46             |           |              |              |
| Putnam County Building Commission 00-A Water Revenue | 01/27/00   | 4.350 - 6.375 | 6,610,000         | 5,100,000             | 115,540.45             | 06/39     | MBC - BNY    | S&J          |
| Putnam County Building Commission 00-B Water Revenue | 01/27/00   | 4.350 - 6.375 | 3,800,000         | 2,195,000             | 36,505.69              | 06/39     | MBC - BNY    | S&J          |
| Putnam County Building Commission 08-A Water Revenue | 07/23/08   | 0.000 - 0.000 | 2,845,524         | 2,126,476             | 6,799.14               | 09/47     | MBC - UNB    | S&J          |
| Putnam County Building Comm 08-A Water Reserve       | 07/23/08   |               |                   |                       | 78,613.94              |           |              |              |
| Putnam County Schools 10 GO                          | 03/24/10   | 3.000 - 4.000 | 56,750,000        | 26,510,000            | 255,795.65             | 05/25     | MBC - DTC    | G&G          |
| Putnam County Schools 10 GO Sur Col                  | 03/24/10   |               |                   |                       | 4,790,229.87           |           |              |              |
| Putnam PSD 02-B Sewer Revenue                        | 03/07/02   | 2.000 - 2.000 | 1,422,000         | 331,500               | 8,944.20               | 06/23     | MBC - DEP    | S&J          |
| Putnam PSD 02-B Sewer Reserve                        | 03/07/02   |               |                   |                       | 87,445.99              |           |              |              |
| Putnam PSD 06-A Sewer Reserve                        | 05/12/06   |               |                   |                       | 270,792.35             |           |              |              |
| Putnam PSD 06-B Sewer Reserve                        | 05/12/06   |               |                   |                       | 115,202.27             |           |              |              |
| Putnam PSD 07-A Sewer Revenue                        | 03/19/07   | 3.000 - 3.000 | 2,330,000         | 1,221,299             | 13,495.41              | 06/28     | MBC - UNB    | S&J          |
| Putnam PSD 07-A Sewer Reserve                        | 03/19/07   |               |                   |                       | 157,153.29             |           |              |              |
| Putnam PSD 08-A Sewer Revenue                        | 01/28/08   | 2.000 - 2.000 | 3,680,000         | 2,022,933             | 21,154.04              | 06/29     | MBC - DEP    | S&J          |

| ACCOUNT NAME                            | ISSUE DATE | INTEREST RATE | ORIGINAL ISSUANCE | OUTSTANDING 6/30/2019 | ACCT BALANCE 6/30/2019 | LAST DEBT | PAYING AGENT | BOND COUNSEL |
|---|------------|---------------|-------------------|-----------------------|------------------------|-----------|--------------|--------------|
| Putnam PSD 08-A Sewer Reserve           | 01/28/08   |               |                   |                       | 226,300.47             |           |              |              |
| Putnam PSD 08-B Sewer Revenue           | 06/06/08   | 0.000 - 0.000 | 502,000           | 373,924               | 1,140.46               | 12/47     | MBC - UNB    | S&J          |
| Putnam PSD 08-B Sewer Reserve           | 06/06/08   |               |                   |                       | 13,481.00              |           |              |              |
| Putnam PSD 09-A Sewer Reserve           | 06/26/09   |               |                   |                       | 198,623.65             |           |              |              |
| Putnam PSD 09-C Sewer Revenue           | 10/29/09   | 0.000 - 0.000 | 1,050,500         | 643,420               | 9,405.00               | 09/31     | MBC - DEP    | S&J          |
| Putnam PSD 09-C Sewer Reserve           | 10/29/09   |               |                   |                       | 42,964.39              |           |              |              |
| Putnam PSD (POA) 12-A Sewer Reserve     | 07/23/12   |               |                   |                       | 20,362.13              |           |              |              |
| Putnam PSD 13-A Sewer Refunding Revenue | 07/11/13   | 2.000 - 5.000 | 7,700,000         | 6,625,000             | 130,217.75             | 04/42     | MBC - DTC    | S&J          |
| Putnam PSD 13-A Sewer Refunding Reserve | 07/11/13   |               |                   |                       | 494,106.74             |           |              |              |
| Putnam PSD 13-B Sewer Reserve           | 06/27/13   |               |                   |                       | 117,488.95             |           |              |              |
| Putnam PSD 13-C Sewer Reserve           | 06/27/13   |               |                   |                       | 135,704.15             |           |              |              |
| Putnam PSD 13-D Sewer Reserve           | 06/27/13   |               |                   |                       | 11,064.09              |           |              |              |
| Putnam PSD 13-E Sewer Reserve           | 06/27/13   |               |                   |                       | 23,872.63              |           |              |              |
| Putnam PSD 13-F Sewer Reserve           | 06/27/13   |               |                   |                       | 28,854.34              |           |              |              |
| Putnam PSD (POA) 87-A Sewer Revenue     | 03/12/87   | 8.380 - 8.380 | 878,743           | 437,703               | 40,750.90              | 10/26     | MBC - BNY    | S&J          |
| Putnam PSD (POA) 87-A Sewer Reserve     | 03/12/87   |               |                   |                       | 78,167.41              |           |              |              |
| Putnam PSD (POA) 87-B Sewer Revenue     | 03/12/87   | 0.000 - 0.000 | 215,535           | 45,375                | 4,423.93               | 10/26     | MBC - BNY    | S&J          |
| Putnam PSD (POA) 87-B Sewer Reserve     | 03/12/87   |               |                   |                       | 5,820.84               |           |              |              |
| Putnam PSD (POA) 90-A Sewer Revenue     | 02/23/90   | 7.850 - 7.850 | 214,969           | 128,074               | 8,613.84               | 10/29     | MBC - BNY    | S&J          |
| Putnam PSD (POA) 90-A Sewer Reserve     | 02/23/90   |               |                   |                       | 18,018.25              |           |              |              |
| Putnam PSD (POA) 90-B Sewer Revenue     | 02/23/90   | 0.000 - 0.000 | 10,031            | 2,829                 | 200.15                 | 10/29     | MBC - BNY    | S&J          |
| Putnam PSD (POA) 90-B Sewer Reserve     | 02/23/90   |               |                   |                       | 264.77                 |           |              |              |
| Putnam PSD 06-A Water Reserve           | 05/12/06   |               |                   |                       | 432,488.41             |           |              |              |
| Putnam PSD 08-A Water Revenue           | 01/28/08   | 5.000 - 5.000 | 1,436,000         | 1,277,696             | 33,008.86              | 10/47     | MBC-BBT/WDA  | S&J          |
| Putnam PSD 08-A Water Reserve           | 01/28/08   |               |                   |                       | 85,367.34              |           |              |              |
| Putnam PSD 09-A Water Revenue           | 12/04/09   | 2.000 - 2.000 | 627,000           | 390,690               | 3,310.07               | 12/30     | MBC - BPH    | S&J          |
| Putnam PSD 09-A Water Reserve           | 12/04/09   |               |                   |                       | 38,315.55              |           |              |              |

| ACCOUNT NAME   | ISSUE DATE | INTEREST RATE | ORIGINAL ISSUANCE | OUTSTANDING 6/30/2019 | ACCT BALANCE 6/30/2019 | LAST DEBT | PAYING AGENT | BOND COUNSEL |
|--|------------|---------------|-------------------|-----------------------|------------------------|-----------|--------------|--------------|
| Putnam PSD 09-B Water Revenue                                  | 12/04/09   | 2.000 - 2.000 | 100,000           | 62,311                | 529.06                 | 12/30     | MBC - BPH    | S&J          |
| Putnam PSD 09-B Water Reserve                                  | 12/04/09   |               |                   |                       | 6,150.97               |           |              |              |
| Putnam PSD 10-A Water Reserve                                  | 12/21/10   |               |                   |                       | 119,379.78             |           |              |              |
| Putnam PSD 10-B Water Reserve                                  | 12/21/10   |               |                   |                       | 98,365.89              |           |              |              |
| Putnam PSD 13-A Water Reserve                                  | 06/27/13   |               |                   |                       | 74,075.53              |           |              |              |
| Putnam PSD 13-B Water Reserve                                  | 06/27/13   |               |                   |                       | 11,535.01              |           |              |              |
| Putnam PSD 13-C Water Reserve                                  | 06/27/13   |               |                   |                       | 21,019.38              |           |              |              |
| Putnam PSD 99-A Water Revenue                                  | 06/16/99   | 5.800 - 5.800 | 6,440,000         | 5,781,175             | 161,895.26             | 10/38     | MBC - BNY    | S&J          |
| Putnam PSD 99-A Water Reserve                                  | 06/16/99   |               |                   |                       | 395,141.25             |           |              |              |
| Putnam PSD 99-B Water Revenue                                  | 06/16/99   | 3.400 - 5.500 | 5,425,000         | 3,055,000             | 191,238.30             | 10/38     | MBC - BNY    | S&J          |
| Putnam PSD 99-B Water Reserve                                  | 06/16/99   |               |                   |                       | 360,756.38             |           |              |              |
| Putnam Union PSD 97-A Water Revenue                            | 03/07/97   | 6.250 - 6.250 | 350,000           | 249,161               | 15,123.73              | 10/35     | MBC - BNY    | JK           |
| Putnam Union PSD 97-A Water Reserve                            | 03/07/97   |               |                   |                       | 24,492.76              |           |              |              |
| Rainelle 15-A Water Reserve                                    | 03/11/15   |               |                   |                       | 13,532.25              |           |              |              |
| Raleigh County PSD 05-A Water Reserve                          | 09/28/05   |               |                   |                       | 113,718.90             |           |              |              |
| Raleigh County PSD 05-B Water Reserve                          | 09/28/05   |               |                   |                       | 7,926.63               |           |              |              |
| Raleigh County PSD 15-A Water Reserve                          | 09/04/15   |               |                   |                       | 30,356.43              |           |              |              |
| Raleigh County PSD 15-B Water Reserve                          | 09/25/15   |               |                   |                       | 40,755.65              |           |              |              |
| Ravencliff-McGraws-Saulsville PSD 09-A Water Res               | 02/02/09   |               |                   |                       | 55,143.53              |           |              |              |
| Ravencliff-McGraws-Saulsville PSD 09-B Water Revenue           | 02/02/09   | 0.000 - 0.000 | 1,586,000         | 1,215,236             | 3,974.57               | 12/48     | MBC - UNB    | S&J          |
| Ravencliff-McGraws-Saulsville PSD 09-B Water Res               | 02/02/09   |               |                   |                       | 38,708.41              |           |              |              |
| Ravencliff-McGraws-Saulsville PSD 12-A Water Res               | 03/19/12   |               |                   |                       | 6,550.93               |           |              |              |
| Ravencliff-McGraws-Saulsville PSD 17-A Water Refunding Revenue | 01/24/17   | 3.400 - 3.400 | 148,900           | 124,417               | 1,374.66               | 08/28     | MBC-OVB:BH   | S&J          |
| Ravencliff-McGraws-Saulsville PSD 17-A W Ref Res               | 01/24/17   |               |                   |                       | 15,062.50              |           |              |              |
| Ravencliff-McGraws-Saulsville PSD 17-B Water Refunding Revenue | 01/24/17   | 3.500 - 3.500 | 35,800            | 31,909                | 258.11                 | 11/32     | MBC-OVB:BH   | S&J          |
| Ravencliff-McGraws-Saulsville PSD 17-B W Ref Res               | 01/24/17   |               |                   |                       | 3,028.95               |           |              |              |
| Ravencliff-McGraws-Saulsville PSD 17-C Water Refunding Revenue | 01/24/17   | 3.550 - 3.550 | 187,900           | 170,664               | 1,245.52               | 11/34     | MBC-OVB:BH   | S&J          |

| ACCOUNT NAME   | ISSUE DATE | INTEREST RATE | ORIGINAL ISSUANCE | OUTSTANDING 6/30/2019 | ACCT BALANCE 6/30/2019 | LAST DEBT | PAYING AGENT | BOND COUNSEL |
|--|------------|---------------|-------------------|-----------------------|------------------------|-----------|--------------|--------------|
| Ravenclyff-McGraws-Saulsville PSD 17-C W Ref Res     | 01/24/17   |               |                   |                       | 14,611.97              |           |              |              |
| Ravenclyff-McGraws-Saulsville PSD 19-A Water Res     | 03/01/19   |               |                   |                       | 0                      |           |              |              |
| Ravenclyff-McGraws-Saulsville PSD 97 Water Reserve   | 08/20/97   |               |                   |                       | 56,897.18              |           |              |              |
| Ravenswood 06-A Sewer Reserve                        | 06/19/06   |               |                   |                       | 150,186.40             |           |              |              |
| Ravenswood 06-B Sewer Reserve                        | 06/19/06   |               |                   |                       | 74,243.29              |           |              |              |
| Ravenswood 12-A Sewer Reserve                        | 06/07/12   |               |                   |                       | 44,005.09              |           |              |              |
| Ravenswood 06-A Water Revenue                        | 04/25/06   | 3.000 - 3.000 | 733,958           | 346,895               | 12,273.21              | 06/27     | MBC - UNB    | S&J          |
| Ravenswood 06-A Water Reserve                        | 04/25/06   |               |                   |                       | 49,505.23              |           |              |              |
| Ravenswood 19-A Water Revenue                        | 06/14/19   | 3.240 - 3.240 | 420,000           | 420,000               | 0                      | 07/29     | MBC-BBT GOV  | S&J          |
| Ravenswood 19-A Water Reserve                        | 06/14/19   |               |                   |                       | 0                      |           |              |              |
| Red Sulphur PSD 05-A Water & Sewer Revenue           | 08/11/05   | 0.000 - 0.000 | 4,150,000         | 2,858,278             | 28,694.05              | 06/45     | MBC - UNB    | S&J          |
| Red Sulphur PSD 05-A Water & Sewer Reserve           | 08/11/05   |               |                   |                       | 113,492.38             |           |              |              |
| Red Sulphur PSD 06-B Water & Sewer Revenue           | 11/06/06   | 0.000 - 0.000 | 473,000           | 473,000               | 60,074.88              | 09/46     | MBC - UNB    | S&J          |
| Red Sulphur PSD 06-B Water & Sewer Reserve           | 11/06/06   |               |                   |                       | 25,006.21              |           |              |              |
| Red Sulphur PSD 17-A Water & Sewer Refunding Revenue | 01/20/17   | 2.480 - 2.480 | 1,188,000         | 1,002,379             | 8,959.75               | 06/31     | MBC-NBB:BH   | S&J          |
| Red Sulphur PSD 17-A Water & Sewer Ref Reserve       | 01/20/17   |               |                   |                       | 85,466.90              |           |              |              |
| Red Sulphur PSD 17-B Water & Sewer Refunding Revenue | 01/20/17   | 2.480 - 3.380 | 4,522,900         | 4,166,575             | 22,739.10              | 06/36     | MBC-NBB:BH   | S&J          |
| Red Sulphur PSD 17-B Water & Sewer Ref Reserve       | 01/20/17   |               |                   |                       | 325,375.07             |           |              |              |
| Red Sulphur PSD 87-A Water & Sewer Revenue           | 11/16/87   | 8.380 - 8.380 | 738,647           | 367,923               | 44,569.79              | 10/26     | MBC - BNY    | S&J          |
| Red Sulphur PSD 87-A Water & Sewer Reserve           | 11/16/87   |               |                   |                       | 65,708.50              |           |              |              |
| Red Sulphur PSD 87-B Water & Sewer Revenue           | 11/16/87   | 0.000 - 0.000 | 181,173           | 38,142                | 4,539.61               | 10/26     | MBC - BNY    | S&J          |
| Red Sulphur PSD 87-B Water & Sewer Reserve           | 11/16/87   |               |                   |                       | 4,953.98               |           |              |              |
| Reedsville 01 Sewer Reserve                          | 08/22/01   |               |                   |                       | 21,538.47              |           |              |              |
| Reedsville 12-A Sewer Revenue                        | 03/15/12   | 0.000 - 0.000 | 1,751,032         | 1,496,514             | 4,561.99               | 12/51     | MBC - DEP    | S&J          |
| Reedsville 12-A Sewer Reserve                        | 03/15/12   |               |                   |                       | 26,620.39              |           |              |              |
| Reedsville Sewer Current Expense                     | 10/04/18   |               |                   |                       | 11,839.18              |           |              |              |
| Reedy 14 Water Reserve                               | 09/25/14   |               |                   |                       | 943.12                 |           |              |              |



| ACCOUNT NAME                        | ISSUE DATE | INTEREST RATE | ORIGINAL ISSUANCE | OUTSTANDING 6/30/2019 | ACCT BALANCE 6/30/2019 | LAST DEBT | PAYING AGENT | BOND COUNSEL |
|-------------------------------------|------------|---------------|-------------------|-----------------------|------------------------|-----------|--------------|--------------|
| Reedy 83 Water Reserve              | 09/19/83   |               |                   |                       | 7,040.82               |           |              |              |
| Richwood 02 Water & Sewer Revenue   | 12/18/02   | 0.000 - 0.000 | 682,314           | 318,410               | 4,853.35               | 06/33     | MBC - DEP    | BR           |
| Richwood 02 Water & Sewer Reserve   | 12/18/02   |               |                   |                       | 25,723.12              |           |              |              |
| Richwood 09-A Water & Sewer Revenue | 09/02/09   | 0.000 - 0.000 | 1,308,155         | 1,021,195             | 2,854.95               | 09/49     | MBC - UNB    | S&J          |
| Richwood 09-A Water & Sewer Reserve | 09/02/09   |               |                   |                       | 29,932.67              |           |              |              |
| Ridgeley 03-A Sewer Revenue         | 03/11/03   | 0.000 - 0.000 | 665,979           | 332,979               | 5,327.14               | 06/34     | MBC - DEP    | S&J          |
| Ridgeley 03-A Sewer Reserve         | 03/11/03   |               |                   |                       | 27,116.65              |           |              |              |
| Ridgeley 88-A Sewer Revenue         | 08/04/88   | 9.000 - 9.000 | 159,327           | 95,333                | 8,467.30               | 10/28     | MBC - BNY    | S&J          |
| Ridgeley 88-A Sewer Reserve         | 08/04/88   |               |                   |                       | 15,028.49              |           |              |              |
| Ridgeley 88-B Sewer Revenue         | 08/04/88   | 0.000 - 0.000 | 39,832            | 10,223                | 921.57                 | 10/28     | MBC - BNY    | S&J          |
| Ridgeley 88-B Sewer Reserve         | 08/04/88   |               |                   |                       | 1,074.42               |           |              |              |
| Ripley 15-A Sewer Revenue           | 12/17/15   | 2.000 - 2.000 | 8,276,500         | 7,878,809             | 34,590.49              | 09/47     | MBC - UNB    | S&J          |
| Ripley 15-A Sewer Reserve           | 12/17/15   |               |                   |                       | 68,572.01              |           |              |              |
| Ripley 15-B Sewer Reserve           | 12/17/15   |               |                   |                       | 27,203.95              |           |              |              |
| Ripley 89-A Sewer Revenue           | 12/28/89   | 7.850 - 7.850 | 487,262           | 273,910               | 23,234.79              | 10/28     | MBC - BNY    | G&G          |
| Ripley 89-A Sewer Reserve           | 12/28/89   |               |                   |                       | 41,016.62              |           |              |              |
| Ripley 89-B Sewer Revenue           | 12/28/89   | 0.000 - 0.000 | 22,738            | 5,984                 | 766.64                 | 10/28     | MBC - BNY    | G&G          |
| Ripley 89-B Sewer Reserve           | 12/28/89   |               |                   |                       | 1,011.42               |           |              |              |
| Ripley 07-A Water Reserve           | 01/23/07   |               |                   |                       | 141,490.24             |           |              |              |
| Ripley 07-B Water Reserve           | 01/23/07   |               |                   |                       | 115,288.48             |           |              |              |
| Ripley 15-A Water Revenue           | 06/23/15   | 4.450 - 4.450 | 778,000           | 676,032               | 6,944.06               | 07/35     | MBC-SUMMIT   | S&J          |
| Ripley 15-A Water Reserve           | 06/23/15   |               |                   |                       | 26,291.35              |           |              |              |
| River Road PSD 01 Water Revenue     | 10/25/01   | 2.000 - 2.000 | 1,068,500         | 188,668               | 12,998.37              | 06/22     | MBC - BPH    | S&J          |
| River Road PSD 01 Water Reserve     | 10/25/01   |               |                   |                       | 65,706.51              |           |              |              |
| River Road PSD 16-A Water Revenue   | 08/11/16   | 0.500 - 0.500 | 2,546,000         | 2,427,560             | 8,767.25               | 12/47     | MBC - BPH    | S&J          |
| River Road PSD 16-A Water Reserve   | 08/11/16   |               |                   |                       | 94,796.40              |           |              |              |
| Rivesville 11-A Water Revenue       | 10/12/11   | 0.000 - 0.000 | 2,585,276         | 2,179,724             | 6,042.17               | 09/51     | MBC - UNB    | S&J          |

| ACCOUNT NAME                             | ISSUE DATE | INTEREST RATE | ORIGINAL ISSUANCE | OUTSTANDING 6/30/2019 | ACCT BALANCE 6/30/2019 | LAST DEBT | PAYING AGENT | BOND COUNSEL |
|--|------------|---------------|-------------------|-----------------------|------------------------|-----------|--------------|--------------|
| Rivesville 11-A Water Reserve            | 10/12/11   |               |                   |                       | 42,418.50              |           |              |              |
| Rivesville 13-A Water Revenue            | 08/15/13   | 3.000 - 3.000 | 130,000           | 107,900               | 4,176.12               | 07/37     | MBC-BBT/WDA  | S&J          |
| Rivesville 13-A Water Reserve            | 08/15/13   |               |                   |                       | 8,086.45               |           |              |              |
| Rivesville 13-B Water Revenue            | 12/19/13   | 0.000 - 0.000 | 200,000           | 173,582               | 453.25                 | 12/53     | MBC - UNB    | S&J          |
| Rivesville 13-B Water Reserve            | 12/19/13   |               |                   |                       | 2,765.50               |           |              |              |
| Romney 01 Sewer Refunding Revenue        | 09/13/01   | 4.800 - 5.610 | 659,000           | 18,298                | 9,604.74               | 10/19     | MBC-SUMMIT   | BR           |
| Romney 01 Sewer Refunding Reserve (R)*   | 09/13/01   |               |                   |                       | 54,916.48              |           |              |              |
| Romney 06-A Sewer Refunding Revenue      | 08/08/06   | 0.000 - 0.000 | 2,880,000         | 2,019,708             | 6,735.32               | 06/46     | MBC - UNB    | S&J          |
| Romney 06-A Sewer Refunding Reserve (R)* | 08/08/06   |               |                   |                       | 79,413.69              |           |              |              |
| Romney 14-A Sewer Revenue                | 02/13/14   | 0.000 - 0.000 | 3,600,000         | 3,515,253             | 3,291.15               | 12/47     | MBC - DEP    | S&J          |
| Romney 14-A Sewer Reserve                | 02/13/14   |               |                   |                       | 19,534.98              |           |              |              |
| Romney 14-C Sewer Revenue                | 02/13/14   | 0.000 - 0.000 | 1,436,799         | 1,064,010             | 5,249.37               | 12/40     | MBC - UNB    | S&J          |
| Romney 14-C Sewer Reserve                | 02/13/14   |               |                   |                       | 19,959.58              |           |              |              |
| Romney 17-A Sewer Refunding Revenue      | 02/22/17   | 3.500 - 3.500 | 363,000           | 330,964               | 2,383.06               | 01/35     | MBC - ROM    | S&J          |
| Romney 17-A Sewer Refunding Reserve (R)* | 02/22/17   |               |                   |                       | 27,797.01              |           |              |              |
| Romney 19-A Sewer Revenue                | 05/30/19   | 0.000 - 0.000 | 773,256           | 246,012               | 0                      | 03/59     | MBC - DEP    | S&J          |
| Romney 19-A Sewer Reserve                | 05/30/19   |               |                   |                       | 0                      |           |              |              |
| Romney 82-B Sewer Revenue                | 07/28/82   | 0.000 - 0.000 | 195,500           | 5,284                 | 4,527.15               | 10/19     | MBC - BNY    | S&J          |
| Romney 12-A Water Reserve                | 03/16/12   |               |                   |                       | 13,601.45              |           |              |              |
| Romney 12-B Water Reserve                | 03/16/12   |               |                   |                       | 1,361.79               |           |              |              |
| Romney 16-A Water Reserve                | 08/01/16   |               |                   |                       | 9,519.01               |           |              |              |
| Romney 17-A Water Refunding Revenue      | 04/12/17   | 4.100 - 4.100 | 1,979,000         | 1,859,038             | 12,678.25              | 06/37     | MBC-OVB:BH   | S&J          |
| Romney 17-A Water Refunding Reserve      | 04/12/17   |               |                   |                       | 148,041.07             |           |              |              |
| Romney 97-B Water Revenue                | 08/25/97   | 0.000 - 0.000 | 1,424,038         | 376,681               | 5,479.43               | 06/37     | MBC - UNB    | S&J          |
| Romney 97-B Water Reserve                | 08/25/97   |               |                   |                       | 37,032.69              |           |              |              |
| Ronceverte 15-A Sewer Revenue            | 08/18/15   | 0.000 - 0.000 | 14,481,456        | 12,571,687            | 37,294.56              | 06/55     | MBC - DEP    | S&J          |
| Ronceverte 15-A Sewer Reserve            | 08/18/15   |               |                   |                       | 52,568.50              |           |              |              |

| ACCOUNT NAME                           | ISSUE DATE | INTEREST RATE | ORIGINAL ISSUANCE | OUTSTANDING 6/30/2019 | ACCT BALANCE 6/30/2019 | LAST DEBT | PAYING AGENT | BOND COUNSEL |
|--|------------|---------------|-------------------|-----------------------|------------------------|-----------|--------------|--------------|
| Ronceverte 08-A Water Revenue          | 09/05/08   | 0.000 - 0.000 | 2,000,000         | 1,383,321             | 6,880.54               | 03/40     | MBC - BPH    | S&J          |
| Ronceverte 08-A Water Reserve          | 09/05/08   |               |                   |                       | 64,349.15              |           |              |              |
| Rowlesburg 06-A Water Reserve          | 10/13/06   |               |                   |                       | 21,086.01              |           |              |              |
| Rowlesburg 11-A Water Revenue          | 07/22/11   | 0.000 - 0.000 | 517,500           | 426,037               | 1,230.95               | 12/50     | MBC - UNB    | S&J          |
| Rowlesburg 11-A Water Reserve          | 07/22/11   |               |                   |                       | 9,558.99               |           |              |              |
| Rowlesburg 17-A Water Revenue          | 08/02/17   | 1.000 - 1.000 | 2,000,000         | 1,957,633             | 5,618.11               | 06/57     | MBC - UNB    | S&J          |
| Rowlesburg 17-A Water Reserve          | 08/02/17   |               |                   |                       | 3,675.88               |           |              |              |
| Rupert 17-A Water Reserve              | 05/12/17   |               |                   |                       | 0                      |           |              |              |
| Salem 18-A Sewer Revenue               | 03/28/18   | 4.000 - 4.000 | 1,310,000         | 1,250,000             | 46,191.22              | 12/32     | MBC - DTC    | S&J          |
| Salem 18-A Sewer Reserve               | 03/28/18   |               |                   |                       | 121,593.36             |           |              |              |
| Salem 18-B Sewer Revenue               | 03/28/18   | 3.000 - 4.000 | 2,255,000         | 2,210,000             | 58,064.09              | 12/37     | MBC - DTC    | S&J          |
| Salem 18-B Sewer Reserve               | 03/28/18   |               |                   |                       | 169,188.38             |           |              |              |
| Salem 10-A Water Revenue               | 01/14/10   | 0.000 - 0.000 | 900,000           | 667,500               | 2,761.32               | 09/41     | MBC - BPH    | S&J          |
| Salem 10-A Water Reserve               | 01/14/10   |               |                   |                       | 24,286.65              |           |              |              |
| Salt Rock Sewer PSD 03-A Sewer Revenue | 07/31/03   | 0.000 - 0.000 | 2,050,000         | 1,269,666             | 5,142.07               | 06/43     | MBC - DEP    | S&J          |
| Salt Rock Sewer PSD 03-A Sewer Reserve | 07/31/03   |               |                   |                       | 54,794.20              |           |              |              |
| Salt Rock Sewer PSD 03-B Sewer Revenue | 07/31/03   | 5.000 - 5.000 | 60,000            | 48,652                | 1,470.87               | 10/42     | MBC-BBT/WDA  | S&J          |
| Salt Rock Sewer PSD 03-B Sewer Reserve | 07/31/03   |               |                   |                       | 3,566.65               |           |              |              |
| Salt Rock Sewer PSD 04-A Sewer Revenue | 12/29/04   | 0.000 - 0.000 | 11,068,062        | 7,378,708             | 28,095.66              | 12/44     | MBC - DEP    | S&J          |
| Salt Rock Sewer PSD 04-A Sewer Reserve | 12/29/04   |               |                   |                       | 299,745.75             |           |              |              |
| Salt Rock Sewer PSD 04-B Sewer Revenue | 12/29/04   | 0.000 - 0.000 | 7,500,000         | 5,000,000             | 19,398.10              | 12/44     | MBC - UNB    | S&J          |
| Salt Rock Sewer PSD 04-B Sewer Reserve | 12/29/04   |               |                   |                       | 204,446.15             |           |              |              |
| Salt Rock Sewer PSD 04 Sewer R&R       | 12/29/04   |               |                   |                       | 59,254.53              |           |              |              |
| Salt Rock Sewer PSD 87-A Sewer Revenue | 04/15/87   | 8.380 - 8.380 | 1,185,479         | 590,493               | 54,929.67              | 10/26     | MBC - BNY    | S&J          |
| Salt Rock Sewer PSD 87-A Sewer Reserve | 04/15/87   |               |                   |                       | 105,456.04             |           |              |              |
| Salt Rock Sewer PSD 87-B Sewer Revenue | 04/15/87   | 0.000 - 0.000 | 290,771           | 61,215                | 5,895.01               | 10/26     | MBC - BNY    | S&J          |
| Salt Rock Sewer PSD 87-B Sewer Reserve | 04/15/87   |               |                   |                       | 7,931.68               |           |              |              |

| ACCOUNT NAME                                  | ISSUE DATE | INTEREST RATE | ORIGINAL ISSUANCE | OUTSTANDING 6/30/2019 | ACCT BALANCE 6/30/2019 | LAST DEBT | PAYING AGENT | BOND COUNSEL |
|---|------------|---------------|-------------------|-----------------------|------------------------|-----------|--------------|--------------|
| Salt Rock Sewer PSD 90-A Sewer Revenue        | 03/02/90   | 7.850 - 7.850 | 248,408           | 147,995               | 9,926.89               | 10/29     | MBC - BNY    | S&J          |
| Salt Rock Sewer PSD 90-A Sewer Reserve        | 03/02/90   |               |                   |                       | 20,820.49              |           |              |              |
| Salt Rock Sewer PSD 90-B Sewer Revenue        | 03/02/90   | 0.000 - 0.000 | 11,592            | 3,270                 | 244.1                  | 10/29     | MBC - BNY    | S&J          |
| Salt Rock Sewer PSD 90-B Sewer Reserve        | 03/02/90   |               |                   |                       | 309.87                 |           |              |              |
| Salt Rock Water PSD 00-A Water Revenue        | 09/21/00   | 4.500 - 5.875 | 9,300,000         | 7,190,000             | 195,948.64             | 06/40     | MBC - BNY    | S&J          |
| Salt Rock Water PSD 00-A Water Reserve        | 09/21/00   |               |                   |                       | 0                      |           | LOC          | 06/01/2040   |
| Salt Rock Water PSD 00-B Water Revenue        | 09/21/00   | 0.000 - 0.000 | 3,000,000         | 1,634,599             | 13,171.25              | 09/40     | MBC - UNB    | S&J          |
| Salt Rock Water PSD 00-B Water Reserve        | 09/21/00   |               |                   |                       | 0                      |           | LOC          | 09/01/2040   |
| Salt Rock Water PSD 08-A Water Revenue        | 12/19/08   | 0.000 - 0.000 | 296,800           | 225,464               | 1,322.19               | 09/48     | MBC - UNB    | S&J          |
| Salt Rock Water PSD 08-A Water Reserve        | 12/19/08   |               |                   |                       | 0                      |           | LOC          | 09/01/2048   |
| Salt Rock Water PSD 18-A Water GAN            | 03/21/18   | 1.700 - 1.700 | 164,414           | 164,414               | 1,465.14               | 08/20     | MBC-BBT/WDA  | S&J          |
| Shady Spring PSD 02-A Sewer Revenue           | 03/08/02   | 0.000 - 0.000 | 2,419,905         | 1,149,447             | 7,801.54               | 09/33     | MBC - DEP    | JTP          |
| Shady Spring PSD 02-A Sewer Reserve           | 03/08/02   |               |                   |                       | 81,597.60              |           |              |              |
| Shady Spring PSD 05-A Sewer Revenue           | 12/13/05   | 0.000 - 0.000 | 2,875,000         | 2,004,934             | 6,802.15               | 12/45     | MBC - UNB    | JTP          |
| Shady Spring PSD 05-A Sewer Reserve           | 12/13/05   |               |                   |                       | 76,534.14              |           |              |              |
| Shady Spring PSD 05-B Sewer Revenue           | 12/19/05   | 0.000 - 0.000 | 3,078,043         | 2,146,500             | 7,982.65               | 12/45     | MBC - DEP    | JTP          |
| Shady Spring PSD 05-B Sewer Reserve           | 12/19/05   |               |                   |                       | 81,936.28              |           |              |              |
| Shady Spring PSD 10 Sewer Revenue             | 10/12/10   | 0.000 - 0.000 | 2,422,826         | 1,837,291             | 7,813.92               | 03/42     | MBC - DEP    | BR           |
| Shady Spring PSD 10 Sewer Reserve             | 10/12/10   |               |                   |                       | 61,389.11              |           |              |              |
| Shady Spring PSD 16 Sewer Revenue             | 05/06/16   | 0.500 - 0.500 | 6,978,924         | 6,708,543             | 23,564.87              | 03/48     | MBC - DEP    | BR           |
| Shady Spring PSD 16 Sewer Reserve             | 05/06/16   |               |                   |                       | 33,872.81              |           |              |              |
| Shady Spring PSD 82-B Sewer Revenue           | 08/12/82   | 0.000 - 0.000 | 795,515           | 22,098                | 22,172.09              | 10/19     | MBC - BNY    | JTP          |
| Shady Spring PSD 97-D Sewer Refunding Revenue | 06/24/97   | 6.250 - 6.250 | 3,056,955         | 2,180,464             | 94,000.54              | 10/35     | MBC - BNY    | JTP          |
| Shady Spring PSD 97-D Sewer Refunding Reserve | 06/24/97   |               |                   |                       | 214,318.05             |           |              |              |
| Shady Spring PSD 98-A Sewer Revenue           | 11/25/98   | 0.000 - 0.000 | 1,202,100         | 45,079                | 5,951.24               | 03/20     | MBC - DEP    | JTP          |
| Shady Spring PSD 98-A Sewer Reserve           | 11/25/98   |               |                   |                       | 60,800.50              |           |              |              |
| Shady Spring PSD 99-B Sewer Revenue           | 03/18/99   | 5.750 - 5.750 | 165,000           | 121,718               | 4,719.21               | 10/37     | MBC-BBT/WDA  | JTP          |

| ACCOUNT NAME                               | ISSUE DATE | INTEREST RATE | ORIGINAL ISSUANCE | OUTSTANDING 6/30/2019 | ACCT BALANCE 6/30/2019 | LAST DEBT | PAYING AGENT | BOND COUNSEL |
|--|------------|---------------|-------------------|-----------------------|------------------------|-----------|--------------|--------------|
| Shady Spring PSD 99-B Sewer Reserve        | 03/18/99   |               |                   |                       | 10,820.75              |           |              |              |
| Shepherdstown 10-A Sewer Revenue           | 11/22/10   | 0.000 - 0.000 | 9,172,697         | 4,764,209             | 19,700.65              | 06/42     | MBC - DEP    | BR           |
| Shepherdstown 10-A Sewer Reserve           | 11/22/10   |               |                   |                       | 201,746.03             |           |              |              |
| Shepherdstown 03-A Water Revenue           | 06/13/03   | 0.000 - 0.000 | 699,459           | 338,061               | 5,721.23               | 12/33     | MBC - BPH    | BR           |
| Shepherdstown 03-A Water Reserve           | 06/13/03   |               |                   |                       | 24,283.92              |           |              |              |
| Shepherdstown 03-B Water Revenue           | 06/13/03   | 2.000 - 2.000 | 1,300,541         | 375,274               | 18,032.84              | 06/24     | MBC - BPH    | BR           |
| Shepherdstown 03-B Water Reserve           | 06/13/03   |               |                   |                       | 79,977.64              |           |              |              |
| Shepherdstown 03 Water Depreciation        | 06/13/03   |               |                   |                       | 480,484.21             |           |              |              |
| Shepherdstown 12 Water Revenue             | 07/19/12   | 1.000 - 1.000 | 4,000,000         | 3,518,304             | 13,557.19              | 06/52     | MBC - UNB    | BR           |
| Shepherdstown 12 Water Reserve             | 07/19/12   |               |                   |                       | 107,299.55             |           |              |              |
| Shepherdstown 17 Water Revenue             | 06/15/17   | 2.250 - 4.250 | 2,650,000         | 2,550,000             | 51,557.67              | 03/47     | MBC - DTC    | G&G          |
| Shepherdstown 17 Water Reserve             | 06/15/17   |               |                   |                       | 158,557.79             |           |              |              |
| Shinnston 10-A Sewer Reserve               | 10/25/10   |               |                   |                       | 87,958.80              |           |              |              |
| Shinnston 90-A Sewer Revenue               | 03/29/90   | 7.850 - 7.850 | 2,245,223         | 1,337,655             | 119,173.18             | 10/29     | MBC - BNY    | S&J          |
| Shinnston 90-A Sewer Reserve               | 03/29/90   |               |                   |                       | 187,811.26             |           |              |              |
| Shinnston 90-B Sewer Revenue               | 03/29/90   | 0.000 - 0.000 | 104,777           | 29,552                | 2,484.76               | 10/29     | MBC - BNY    | S&J          |
| Shinnston 90-B Sewer Reserve               | 03/29/90   |               |                   |                       | 2,712.98               |           |              |              |
| Shinnston 05-A Water Reserve               | 11/17/05   |               |                   |                       | 257,704.65             |           |              |              |
| Shinnston 18-A Water Reserve               | 02/08/18   |               |                   |                       | 0                      |           |              |              |
| Shinnston 83 Water Reserve                 | 09/01/83   |               |                   |                       | 29,077.59              |           |              |              |
| Short Line PSD 05-A Water Revenue          | 08/24/05   | 0.000 - 0.000 | 1,274,183         | 866,111               | 2,996.60               | 06/45     | MBC - UNB    | S&J          |
| Short Line PSD 05-A Water Reserve          | 08/24/05   |               |                   |                       | 34,505.70              |           |              |              |
| Short Line PSD 10-A Water Revenue          | 04/06/10   | 0.000 - 0.000 | 600,000           | 472,898               | 1,396.85               | 03/50     | MBC - UNB    | S&J          |
| Short Line PSD 10-A Water Reserve          | 04/06/10   |               |                   |                       | 15,991.65              |           |              |              |
| Short Line PSD 90 Water Reserve            | 05/09/91   |               |                   |                       | 7,161.94               |           |              |              |
| Sissonville PSD 01 Sewer Refunding Revenue | 12/28/01   | 5.250 - 6.000 | 1,440,000         | 630,000               | 70,116.92              | 10/25     | MBC - DTC    | G&G          |
| Sissonville PSD 01 Sewer Refunding Reserve | 12/28/01   |               |                   |                       | 57,900.00              |           |              |              |

| ACCOUNT NAME                                     | ISSUE DATE | INTEREST RATE | ORIGINAL ISSUANCE | OUTSTANDING 6/30/2019 | ACCT BALANCE 6/30/2019 | LAST DEBT | PAYING AGENT | BOND COUNSEL |
|--|------------|---------------|-------------------|-----------------------|------------------------|-----------|--------------|--------------|
| Sissonville PSD 03-A Sewer Revenue               | 06/17/03   | 2.000 - 2.000 | 1,313,000         | 396,838               | 9,791.13               | 09/24     | MBC - DEP    | G&G          |
| Sissonville PSD 03-A Sewer Reserve               | 06/17/03   |               |                   |                       | 79,816.00              |           |              |              |
| Sistersville 13-A Sewer Revenue                  | 02/27/13   | 0.000 - 0.000 | 200,888           | 175,675               | 524.51                 | 09/52     | MBC - DEP    | S&J          |
| Sistersville 13-A Sewer Reserve                  | 02/27/13   |               |                   |                       | 2,641.49               |           |              |              |
| Sistersville 03 Water Refunding Revenue          | 11/21/03   | 3.350 - 5.500 | 910,000           | 80,000                | 14,342.33              | 06/20     | MBC - DTC    | S&J          |
| Sistersville 03 Water Refunding Reserve          | 11/21/03   |               |                   |                       | 85,377.64              |           |              |              |
| Sistersville 10-A Water Reserve                  | 02/26/10   |               |                   |                       | 17,908.67              |           |              |              |
| Smithers 03-A Sewer Reserve                      | 11/06/03   |               |                   |                       | 27,859.76              |           |              |              |
| Smithers 03-B Sewer Revenue                      | 11/06/03   | 0.000 - 0.000 | 800,000           | 507,189               | 3,533.34               | 09/43     | MBC - UNB    | G&G          |
| Smithers 03-B Sewer Reserve                      | 11/06/03   |               |                   |                       | 21,380.96              |           |              |              |
| Sophia 07-A Sewer Revenue                        | 10/23/07   | 3.000 - 3.000 | 767,031           | 430,923               | 12,257.13              | 03/29     | MBC - UNB    | S&J          |
| Sophia 07-A Sewer Reserve                        | 10/23/07   |               |                   |                       | 51,735.11              |           |              |              |
| Sophia 17 Sewer Revenue                          | 03/30/17   | 3.780 - 3.780 | 560,000           | 501,512               | 4,232.85               | 05/32     | CITY NB      | S&J          |
| Sophia 17 Sewer Reserve                          | 03/30/17   |               |                   |                       | 10,858.17              |           |              |              |
| Sophia 95 Sewer Revenue                          | 07/24/95   | 6.750 - 6.750 | 156,705           | 106,803               | 6,959.97               | 10/33     | MBC - BNY    | G&G          |
| Sophia 95 Sewer Reserve                          | 07/24/95   |               |                   |                       | 11,677.25              |           |              |              |
| South Charleston 03-A Sewer Revenue              | 09/05/03   | 2.000 - 2.000 | 4,567,360         | 1,472,740             | 64,494.90              | 12/24     | MBC - DEP    | JK           |
| South Charleston 03-A Sewer Reserve              | 09/05/03   |               |                   |                       | 286,725.87             |           |              |              |
| South Charleston 04-B Sewer Revenue              | 06/18/04   | 0.000 - 0.000 | 1,072,997         | 492,977               | 29,029.49              | 03/32     | MBC - DEP    | JK           |
| South Charleston 04-B Sewer Reserve              | 06/18/04   |               |                   |                       | 40,220.79              |           |              |              |
| South Charleston 86-B Sewer Revenue              | 08/29/86   | 0.000 - 0.000 | 378,985           | 68,023                | 16,998.07              | 10/25     | MBC - BNY    | JK           |
| South Charleston 86-B Sewer Reserve              | 08/29/86   |               |                   |                       | 10,108.51              |           |              |              |
| Southern Jackson County PSD 02 Sewer Revenue     | 05/30/02   | 0.000 - 0.000 | 2,888,924         | 1,729,553             | 19,871.54              | 03/42     | MBC - UNB    | G&G          |
| Southern Jackson County PSD 02 Sewer Reserve     | 05/30/02   |               |                   |                       | 79,657.86              |           |              |              |
| Southern Jackson County PSD 01 A&B Water Reserve | 12/21/01   |               |                   |                       | 65,607.31              |           |              |              |
| Southern Jackson County PSD 05 Water Reserve     | 09/23/05   |               |                   |                       | 60,041.22              |           |              |              |
| Southern Jackson County PSD 13 Water Revenue     | 02/14/13   | 0.000 - 0.000 | 3,140,000         | 2,642,827             | 21,025.02              | 09/44     | MBC - BPH    | JK           |

| ACCOUNT NAME                                   | ISSUE DATE | INTEREST RATE | ORIGINAL ISSUANCE | OUTSTANDING 6/30/2019 | ACCT BALANCE 6/30/2019 | LAST DEBT | PAYING AGENT | BOND COUNSEL |
|--|------------|---------------|-------------------|-----------------------|------------------------|-----------|--------------|--------------|
| Southern Jackson County PSD 13 Water Reserve   | 02/14/13   |               |                   |                       | 55,751.43              |           |              |              |
| Southern Jackson County PSD 91 Water Reserve   | 03/18/91   |               |                   |                       | 9,723.56               |           |              |              |
| Southern Jackson County PSD 97 Water Reserve   | 02/27/97   |               |                   |                       | 29,802.73              |           |              |              |
| Southern Jackson County PSD 98-A Water Revenue | 05/22/98   | 0.000 - 0.000 | 380,000           | 181,529               | 3,760.99               | 03/38     | MBC - UNB    | JK           |
| Southern Jackson County PSD 98-A Water Reserve | 05/22/98   |               |                   |                       | 10,071.03              |           |              |              |
| Southwestern Water PSD 10-A Water Reserve      | 03/12/10   |               |                   |                       | 99,659.27              |           |              |              |
| Southwestern Water PSD 10-B Water Revenue      | 03/12/10   | 0.000 - 0.000 | 6,100,000         | 4,524,146             | 19,507.50              | 09/41     | MBC - BPH    | S&J          |
| Southwestern Water PSD 10-B Water Reserve      | 03/12/10   |               |                   |                       | 84,938.25              |           |              |              |
| Spencer 00 Sewer Reserve                       | 08/24/00   |               |                   |                       | 18,111.77              |           |              |              |
| Spencer 09 Water Reserve                       | 10/08/09   |               |                   |                       | 22,323.60              |           |              |              |
| Spencer 10 Water Reserve                       | 05/05/10   |               |                   |                       | 33,141.23              |           |              |              |
| Spencer 12 Water Reserve                       | 09/13/12   |               |                   |                       | 7,642.55               |           |              |              |
| Spencer 70 Water Replacement                   | 01/01/70   |               |                   |                       | 6,227.38               |           |              |              |
| Spencer 91 Taxable Water Reserve               | 12/09/91   |               |                   |                       | 21,765.74              |           |              |              |
| Spencer 93 Water Reserve                       | 03/18/93   |               |                   |                       | 17,854.43              |           |              |              |
| Spencer 98 Water Reserve                       | 06/05/98   |               |                   |                       | 49,322.33              |           |              |              |
| Spring Valley PSD 01-A Sewer Revenue           | 02/01/01   | 2.000 - 2.000 | 820,500           | 133,133               | 14,178.36              | 03/22     | MBC - DEP    | JK           |
| Spring Valley PSD 01-A Sewer Reserve           | 02/01/01   |               |                   |                       | 50,459.79              |           |              |              |
| St Albans 00-B Water & Sewer Revenue           | 03/15/00   | 2.000 - 2.000 | 16,281,000        | 2,874,789             | 94,610.66              | 06/22     | MBC - DEP    | S&J          |
| St Albans 00-B Water & Sewer Reserve           | 03/15/00   |               |                   |                       | 1,001,139.47           |           |              |              |
| St Albans 00-C Water & Sewer Revenue           | 03/15/00   | 5.800 - 5.800 | 225,000           | 35,482                | 13,784.08              | 10/20     | MBC-BBT/WDA  | S&J          |
| St Albans 00-C Water & Sewer Reserve           | 03/15/00   |               |                   |                       | 19,523.27              |           |              |              |
| St Albans 08-A Water & Sewer Revenue           | 12/03/08   | 4.370 - 4.370 | 2,735,000         | 1,593,940             | 17,600.51              | 12/28     | HUNT OH:BH   | S&J          |
| St Albans 08-A Water & Sewer Reserve           | 12/03/08   |               |                   |                       | 208,407.70             |           |              |              |
| St Albans 14-A Water & Sewer Revenue           | 06/30/14   | 2.500 - 4.750 | 2,200,000         | 1,985,000             | 14,992.93              | 06/44     | MBC - DTC    | S&J          |
| St Albans 14-A Water & Sewer Reserve           | 06/30/14   |               |                   |                       | 139,179.03             |           |              |              |
| St Albans 14-B Water & Sewer Refunding Revenue | 09/30/14   | 2.000 - 4.500 | 7,745,000         | 7,515,000             | 166,627.20             | 12/40     | MBC - DTC    | S&J          |

| ACCOUNT NAME                                   | ISSUE DATE | INTEREST RATE | ORIGINAL ISSUANCE | OUTSTANDING 6/30/2019 | ACCT BALANCE 6/30/2019 | LAST DEBT | PAYING AGENT | BOND COUNSEL |
|--|------------|---------------|-------------------|-----------------------|------------------------|-----------|--------------|--------------|
| St Albans 14-B Water & Sewer Refunding Reserve | 09/30/14   |               |                   |                       | 528,808.82             |           |              |              |
| St Albans 19-A Water & Sewer Revenue           | 05/10/19   | 3.260 - 3.260 | 1,500,000         | 1,500,000             | 10,588.46              | 06/34     | MBC-BBT GOV  | S&J          |
| St Albans 19-A Water & Sewer Reserve           | 05/10/19   |               |                   |                       | 126,984.96             |           |              |              |
| St Marys 06-A Water & Sewer Revenue            | 07/10/06   | 0.500 - 0.500 | 1,581,250         | 962,319               | 5,330.71               | 06/36     | MBC - UNB    | JK           |
| St Marys 06-A Water & Sewer Reserve            | 07/10/06   |               |                   |                       | 59,768.90              |           |              |              |
| St Marys 08-A Water & Sewer Refunding Reserve  | 11/05/08   |               |                   |                       | 229,859.68             |           |              |              |
| St Marys 08-B Water & Sewer Refunding Reserve  | 11/05/08   |               |                   |                       | 50,164.33              |           |              |              |
| St Marys 09-A Water & Sewer Revenue            | 11/20/09   | 0.000 - 0.000 | 3,057,992         | 1,873,017             | 29,070.45              | 09/31     | MBC - DEP    | JK           |
| St Marys 09-A Water & Sewer Reserve            | 11/20/09   |               |                   |                       | 125,107.10             |           |              |              |
| St Marys 12-A Water & Sewer Revenue            | 01/05/12   | 0.000 - 0.000 | 3,455,401         | 2,777,568             | 11,429.64              | 03/43     | MBC - DEP    | JK           |
| St Marys 12-A Water & Sewer Reserve            | 01/05/12   |               |                   |                       | 70,917.37              |           |              |              |
| St Marys 12-B Water & Sewer Revenue            | 01/05/12   | 2.000 - 2.000 | 4,203,500         | 3,161,478             | 29,809.50              | 09/33     | MBC - BPH    | JK           |
| St Marys 12-B Water & Sewer Reserve            | 01/05/12   |               |                   |                       | 153,717.95             |           |              |              |
| Stonewood 09-A Water Reserve                   | 04/24/09   |               |                   |                       | 34,811.99              |           |              |              |
| Stonewood 09-B Water Reserve                   | 04/24/09   |               |                   |                       | 33,154.40              |           |              |              |
| Stonewood 14-A Water Revenue                   | 03/20/14   | 0.000 - 0.000 | 2,250,000         | 1,968,750             | 7,772.82               | 09/45     | MBC - BPH    | S&J          |
| Stonewood 14-A Water Reserve                   | 03/20/14   |               |                   |                       | 29,535.71              |           |              |              |
| Sugar Creek PSD 10-A Water Revenue             | 01/07/10   | 0.000 - 0.000 | 312,500           | 226,549               | 1,561.39               | 03/41     | MBC - BPH    | S&J          |
| Sugar Creek PSD 10-A Water Reserve             | 01/07/10   |               |                   |                       | 9,067.55               |           |              |              |
| Sugar Creek PSD 11-A Water Revenue             | 10/06/11   | 0.000 - 0.000 | 1,100,000         | 927,440               | 2,573.90               | 09/51     | MBC - UNB    | S&J          |
| Sugar Creek PSD 11-A Water Reserve             | 10/06/11   |               |                   |                       | 29,862.05              |           |              |              |
| Summersville 02-A Water & Sewer Revenue        | 12/18/02   | 0.000 - 0.000 | 4,661,505         | 2,882,773             | 26,490.56              | 12/42     | MBC - UNB    | S&J          |
| Summersville 02-A Water & Sewer Reserve        | 12/18/02   |               |                   |                       | 127,291.34             |           |              |              |
| Summersville 02-B Water & Sewer Revenue        | 12/18/02   | 0.000 - 0.000 | 2,388,495         | 1,234,055             | 19,773.18              | 12/34     | MBC - BPH    | S&J          |
| Summersville 02-B Water & Sewer Reserve        | 12/18/02   |               |                   |                       | 82,558.08              |           |              |              |
| Summersville 07-A Water & Sewer Revenue        | 05/15/07   | 0.000 - 0.000 | 8,682,265         | 5,581,440             | 27,749.21              | 06/37     | MBC - UNB    | BR           |
| Summersville 07-A Water & Sewer Reserve        | 05/15/07   |               |                   |                       | 313,048.91             |           |              |              |



| ACCOUNT NAME                                | ISSUE DATE | INTEREST RATE | ORIGINAL ISSUANCE | OUTSTANDING 6/30/2019 | ACCT BALANCE 6/30/2019 | LAST DEBT | PAYING AGENT | BOND COUNSEL |
|---|------------|---------------|-------------------|-----------------------|------------------------|-----------|--------------|--------------|
| Summersville 07-B Water & Sewer Revenue     | 05/15/07   | 0.000 - 0.000 | 2,000,000         | 1,259,240             | 7,074.24               | 06/36     | MBC - DEP    | BR           |
| Summersville 07-B Water & Sewer Reserve     | 05/15/07   |               |                   |                       | 74,788.98              |           |              |              |
| Summersville 09-A Water & Sewer Reserve     | 11/12/09   |               |                   |                       | 85,254.84              |           |              |              |
| Summersville 09-B Water & Sewer Reserve     | 11/12/09   |               |                   |                       | 4,175.02               |           |              |              |
| Summersville 12-A Water & Sewer Revenue     | 04/02/12   | 1.000 - 1.000 | 1,128,609         | 960,918               | 3,079.99               | 03/52     | MBC - UNB    | S&J          |
| Summersville 12-A Water & Sewer Reserve     | 04/02/12   |               |                   |                       | 25,195.59              |           |              |              |
| Summersville 14-A Water & Sewer Revenue     | 08/12/14   | 1.000 - 1.000 | 1,794,500         | 1,676,254             | 5,883.18               | 06/54     | MBC - UNB    | S&J          |
| Summersville 14-A Water & Sewer Reserve     | 08/12/14   |               |                   |                       | 40,040.65              |           |              |              |
| Summersville 90-A Water & Sewer Revenue     | 04/06/90   | 7.850 - 7.850 | 281,848           | 167,919               | 14,953.54              | 10/29     | MBC - BNY    | VLF          |
| Summersville 90-A Water & Sewer Reserve     | 04/06/90   |               |                   |                       | 23,622.24              |           |              |              |
| Summersville 90-B Water & Sewer Revenue     | 04/06/90   | 0.000 - 0.000 | 13,152            | 3,710                 | 592.44                 | 10/29     | MBC - BNY    | VLF          |
| Summersville 90-B Water & Sewer Reserve     | 04/06/90   |               |                   |                       | 355.74                 |           |              |              |
| Summersville 91-A Water & Sewer Revenue     | 08/13/91   | 8.100 - 8.100 | 790,057           | 479,501               | 42,861.49              | 10/29     | MBC - BNY    | VLF          |
| Summersville 91-A Water & Sewer Reserve     | 08/13/91   |               |                   |                       | 68,277.42              |           |              |              |
| Summersville 91-B Water & Sewer Revenue     | 08/13/91   | 0.000 - 0.000 | 35,671            | 10,326                | 1,314.70               | 10/29     | MBC - BNY    | VLF          |
| Summersville 91-B Water & Sewer Reserve     | 08/13/91   |               |                   |                       | 977.18                 |           |              |              |
| Summersville 98-A Water & Sewer Revenue     | 01/06/98   | 0.000 - 0.000 | 639,000           | 303,115               | 6,035.57               | 12/37     | MBC - UNB    | VLF          |
| Summersville 98-A Water & Sewer Reserve     | 01/06/98   |               |                   |                       | 17,006.70              |           |              |              |
| Sun Valley PSD 01-A Sewer Refunding Revenue | 10/18/01   | 0.000 - 0.000 | 1,073,405         | 569,556               | 4,526.98               | 12/38     | MBC - UNB    | S&J          |
| Sun Valley PSD 01-A Sewer Refunding Reserve | 10/18/01   |               |                   |                       | 30,364.37              |           |              |              |
| Sun Valley PSD 10-A Sewer Reserve           | 07/13/10   |               |                   |                       | 37,038.27              |           |              |              |
| Sun Valley PSD 10-B Sewer Revenue           | 07/13/10   | 0.000 - 0.000 | 3,200,000         | 2,593,461             | 7,515.47               | 06/50     | MBC - UNB    | JK           |
| Sun Valley PSD 10-B Sewer Reserve           | 07/13/10   |               |                   |                       | 64,263.86              |           |              |              |
| Sun Valley PSD 97-A Sewer Revenue           | 04/10/97   | 0.000 - 0.000 | 853,000           | 393,266               | 2,142.87               | 03/37     | MBC - UNB    | S&J          |
| Sun Valley PSD 97-A Sewer Reserve           | 04/10/97   |               |                   |                       | 23,026.58              |           |              |              |
| Sun Valley PSD 10-A Water Reserve           | 01/14/10   |               |                   |                       | 87,342.06              |           |              |              |
| Sun Valley PSD 10-B Water Revenue           | 01/14/10   | 0.000 - 0.000 | 300,000           | 220,000               | 898.4                  | 06/41     | MBC - BPH    | BR           |

| ACCOUNT NAME                                   | ISSUE DATE | INTEREST RATE | ORIGINAL ISSUANCE | OUTSTANDING 6/30/2019 | ACCT BALANCE 6/30/2019 | LAST DEBT | PAYING AGENT | BOND COUNSEL |
|--|------------|---------------|-------------------|-----------------------|------------------------|-----------|--------------|--------------|
| Sun Valley PSD 10-B Water Reserve              | 01/14/10   |               |                   |                       | 10,387.48              |           |              |              |
| Sun Valley PSD 16-A Water Revenue              | 10/05/16   | 2.320 - 2.320 | 280,000           | 214,120               | 2,722.12               | 11/26     | MBC-BBT GOV  | S&J          |
| Sun Valley PSD 16-A Water Reserve              | 10/05/16   |               |                   |                       | 7,636.76               |           |              |              |
| Taylor County PSD 04-A Water Reserve           | 07/16/04   |               |                   |                       | 35,759.10              |           |              |              |
| Taylor County (Haymond) PSD 04-B Water Revenue | 12/10/04   | 0.000 - 0.000 | 378,397           | 214,425               | 1,159.34               | 06/36     | MBC - UNB    | S&J          |
| Taylor County (Haymond) PSD 04-B Water Reserve | 12/10/04   |               |                   |                       | 13,404.28              |           |              |              |
| Taylor County (Haymond) PSD 04-A Water Revenue | 12/10/04   | 0.000 - 0.000 | 1,310,000         | 864,771               | 3,145.07               | 09/44     | MBC - UNB    | S&J          |
| Taylor County (Haymond) PSD 04-A Water Reserve | 12/10/04   |               |                   |                       | 36,396.07              |           |              |              |
| Taylor County PSD 07-A Water Reserve           | 05/24/07   |               |                   |                       | 58,055.02              |           |              |              |
| Taylor County PSD 18-A Water Reserve           | 02/15/18   |               |                   |                       | 0                      |           |              |              |
| Tennerton PSD 01-A Sewer Reserve               | 09/13/01   |               |                   |                       | 29,440.14              |           |              |              |
| Tennerton PSD 08-A Sewer Reserve               | 04/17/08   |               |                   |                       | 69,303.00              |           |              |              |
| Tennerton PSD 86-B Sewer Revenue               | 03/12/86   | 0.000 - 0.000 | 169,883           | 31,294                | 3,732.82               | 10/25     | MBC - BNY    | VLF          |
| Tennerton PSD 86-B Sewer Reserve               | 03/12/86   |               |                   |                       | 4,479.81               |           |              |              |
| Terra Alta 99-A Sewer Revenue                  | 07/22/99   | 0.000 - 0.000 | 200,000           | 17,500                | 1,197.16               | 03/21     | MBC - DEP    | S&J          |
| Terra Alta 99-A Sewer Reserve                  | 07/22/99   |               |                   |                       | 10,386.94              |           |              |              |
| Terra Alta 99-B Sewer Revenue                  | 07/22/99   | 0.000 - 0.000 | 4,780,000         | 2,483,114             | 13,358.67              | 06/39     | MBC - UNB    | S&J          |
| Terra Alta 99-B Sewer Reserve                  | 07/22/99   |               |                   |                       | 133,158.74             |           |              |              |
| Terra Alta 10-A Water Revenue                  | 02/16/10   | 0.000 - 0.000 | 823,639           | 652,471               | 1,922.29               | 12/49     | MBC - UNB    | S&J          |
| Terra Alta 10-A Water Reserve                  | 02/16/10   |               |                   |                       | 17,869.54              |           |              |              |
| Terra Alta 98-A Water Revenue                  | 03/30/98   | 0.000 - 0.000 | 520,000           | 245,096               | 1,624.57               | 12/37     | MBC - UNB    | S&J          |
| Terra Alta 98-A Water Reserve                  | 03/30/98   |               |                   |                       | 16,749.48              |           |              |              |
| Thomas 97-A Sewer Revenue                      | 12/17/97   | 0.000 - 0.000 | 1,500,000         | 469,546               | 3,998.70               | 06/29     | MBC - DEP    | S&J          |
| Thomas 97-A Sewer Reserve                      | 12/17/97   |               |                   |                       | 46,956.00              |           |              |              |
| Tomlinson PSD 04-A Water Revenue               | 03/09/04   | 0.000 - 0.000 | 1,353,815         | 870,309               | 7,237.96               | 03/44     | MBC - UNB    | S&J          |
| Tomlinson PSD 04-A Water Reserve               | 03/09/04   |               |                   |                       | 36,490.07              |           |              |              |
| Tomlinson PSD 04-B Water Revenue               | 03/09/04   | 5.000 - 5.000 | 669,500           | 559,399               | 22,643.04              | 10/43     | MBC-BBT/WDA  | S&J          |

| ACCOUNT NAME                                   | ISSUE DATE | INTEREST RATE | ORIGINAL ISSUANCE | OUTSTANDING 6/30/2019 | ACCT BALANCE 6/30/2019 | LAST DEBT | PAYING AGENT | BOND COUNSEL |
|--|------------|---------------|-------------------|-----------------------|------------------------|-----------|--------------|--------------|
| Tomlinson PSD 04-B Water Reserve               | 03/09/04   |               |                   |                       | 40,151.64              |           |              |              |
| Tomlinson PSD 10-A Water Revenue               | 08/06/10   | 5.000 - 5.000 | 100,000           | 50,237                | 1,629.74               | 08/25     | MBC-FARMERS  | S&J          |
| Tomlinson PSD 10-A Water Reserve               | 08/06/10   |               |                   |                       | 9,846.77               |           |              |              |
| Tomlinson PSD 18-A Water Revenue               | 06/27/18   | 0.750 - 0.750 | 500,000           | 210,815               | 2,267.79               | 03/49     | MBC - BPH    | S&J          |
| Tomlinson PSD 18-A Water Reserve               | 06/27/18   |               |                   |                       | 622.71                 |           |              |              |
| Tri County Water 15 Reserve                    | 08/04/15   |               |                   |                       | 20,588.36              |           |              |              |
| Tunnelton 02 Sewer Reserve                     | 04/19/02   |               |                   |                       | 16,169.59              |           |              |              |
| Tunnelton 16-A Sewer Reserve                   | 06/03/16   |               |                   |                       | 9,346.10               |           |              |              |
| Tunnelton 90 Water Reserve                     | 05/03/90   |               |                   |                       | 28,321.29              |           |              |              |
| Tyler County (Friendly) PSD 04-A Sewer Revenue | 09/28/04   | 0.000 - 0.000 | 252,100           | 162,179               | 617.21                 | 09/44     | MBC - UNB    | S&J          |
| Tyler County (Friendly) PSD 04-A Sewer Reserve | 09/28/04   |               |                   |                       | 6,671.96               |           |              |              |
| Tyler County (Friendly) PSD 05-A Water Revenue | 03/11/05   | 0.000 - 0.000 | 300,000           | 199,355               | 699.31                 | 03/45     | MBC - UNB    | S&J          |
| Tyler County (Friendly) PSD 05-A Water Reserve | 03/11/05   |               |                   |                       | 8,040.59               |           |              |              |
| Tyler County (Friendly) PSD 08-A Water Revenue | 12/04/08   | 0.000 - 0.000 | 2,450,000         | 1,865,141             | 5,705.49               | 12/48     | MBC - UNB    | S&J          |
| Tyler County (Friendly) PSD 08-A Water Reserve | 12/04/08   |               |                   |                       | 62,016.94              |           |              |              |
| Tyler County (Friendly) PSD 12-A Water Reserve | 04/19/12   |               |                   |                       | 36,676.92              |           |              |              |
| Tyler County PSD 18-A Water Reserve            | 11/13/18   |               |                   |                       | 0                      |           |              |              |
| Tyler County (Friendly) PSD 94-A Water Reserve | 06/22/94   |               |                   |                       | 20,066.53              |           |              |              |
| Tyler County (Friendly) PSD 94-B Water Reserve | 11/03/94   |               |                   |                       | 4,296.89               |           |              |              |
| Tyler County (Friendly) PSD 97 Water Reserve   | 06/11/97   |               |                   |                       | 27,860.27              |           |              |              |
| Union PSD 09-A Sewer Reserve                   | 11/20/09   |               |                   |                       | 175,667.31             |           |              |              |
| Union PSD 09-C Sewer Revenue                   | 11/20/09   | 0.000 - 0.000 | 3,074,294         | 1,882,995             | 14,401.49              | 09/31     | MBC - DEP    | JK           |
| Union PSD 09-C Sewer Reserve                   | 11/20/09   |               |                   |                       | 124,415.11             |           |              |              |
| Union PSD 18-A Sewer Revenue                   | 12/07/18   | 2.500 - 2.500 | 8,730,441         | 3,019,255             | 0                      | 12/38     | MBC - DEP    | WLO          |
| Union PSD 18-A Sewer Reserve                   | 12/07/18   |               |                   |                       | 0                      |           |              |              |
| Union PSD 91-A Sewer Revenue                   | 08/28/91   | 8.100 - 8.100 | 2,139,656         | 1,298,602             | 85,224.57              | 10/29     | MBC - BNY    | JK           |
| Union PSD 91-A Sewer Reserve                   | 08/28/91   |               |                   |                       | 184,996.86             |           |              |              |

| ACCOUNT NAME                                      | ISSUE DATE | INTEREST RATE | ORIGINAL ISSUANCE | OUTSTANDING 6/30/2019 | ACCT BALANCE 6/30/2019 | LAST DEBT | PAYING AGENT | BOND COUNSEL |
|---|------------|---------------|-------------------|-----------------------|------------------------|-----------|--------------|--------------|
| Union PSD 91-B Sewer Revenue                      | 08/28/91   | 7.750 - 7.750 | 4,229,604         | 2,777,985             | 153,677.03             | 10/31     | MBC - BNY    | JK           |
| Union PSD 91-B Sewer Reserve                      | 08/28/91   |               |                   |                       | 350,848.77             |           |              |              |
| Union PSD 91-C Sewer Revenue                      | 08/28/91   | 0.000 - 0.000 | 237,602           | 74,963                | 4,653.06               | 10/31     | MBC - BNY    | JK           |
| Union PSD 91-C Sewer Reserve                      | 08/28/91   |               |                   |                       | 6,232.67               |           |              |              |
| Union-Williams PSD 00 Sewer Revenue               | 12/15/00   | 0.000 - 0.000 | 412,000           | 164,784               | 2,483.89               | 06/31     | MBC - DEP    | BR           |
| Union-Williams PSD 00 Sewer Reserve               | 12/15/00   |               |                   |                       | 13,942.88              |           |              |              |
| Union-Williams PSD 04-A Sewer Revenue             | 02/19/04   | 0.000 - 0.000 | 15,596,291        | 8,447,991             | 94,002.80              | 09/35     | MBC - DEP    | BR           |
| Union-Williams PSD 04-A Sewer Reserve             | 02/19/04   |               |                   |                       | 527,705.43             |           |              |              |
| Union-Williams PSD 04-B Sewer Revenue             | 02/19/04   | 0.000 - 0.000 | 1,900,000         | 1,216,993             | 8,344.10               | 12/43     | MBC - UNB    | BR           |
| Union-Williams PSD 04-B Sewer Reserve             | 02/19/04   |               |                   |                       | 50,422.12              |           |              |              |
| Union-Williams PSD 07 Sewer Revenue               | 03/29/07   | 0.000 - 0.000 | 284,652           | 284,652               | 0                      | 06/38     | MBC - UNB    | BR           |
| Union-Williams PSD 07 Sewer Reserve               | 03/29/07   |               |                   |                       | 0                      |           |              |              |
| Union-Williams PSD 91 Sewer Reserve               | 04/16/91   |               |                   |                       | 32,192.37              |           |              |              |
| Union-Williams PSD 13 Water Refunding Revenue     | 05/23/13   | 2.000 - 4.750 | 3,520,000         | 2,660,000             | 95,013.42              | 12/37     | MBC - DTC    | BR           |
| Union-Williams PSD 13 Water Refunding Reserve     | 05/23/13   |               |                   |                       | 141,949.47             |           |              |              |
| Union-Williams PSD 15 Water Revenue               | 07/01/15   | 3.190 - 3.190 | 1,915,000         | 1,499,588             | 27,141.35              | 07/30     | MBC-BBT GOV  | BR           |
| Union-Williams PSD 15 Water Reserve               | 07/01/15   |               |                   |                       | 67,044.11              |           |              |              |
| Valley Falls PSD 07-A Water Revenue               | 01/12/07   | 0.000 - 0.000 | 4,878,315         | 3,201,387             | 16,775.86              | 06/40     | MBC - UNB    | S&J          |
| Valley Falls PSD 07-A Water Reserve               | 01/12/07   |               |                   |                       | 152,448.00             |           |              |              |
| Vienna 13-A Water & Sewer Revenue                 | 11/14/13   | 2.000 - 2.000 | 1,850,308         | 1,534,586             | 11,139.48              | 06/35     | MBC - DEP    | S&J          |
| Vienna 13-A Water & Sewer Reserve                 | 11/14/13   |               |                   |                       | 47,447.36              |           |              |              |
| Vienna 14-A Water & Sewer Revenue                 | 05/14/14   | 2.340 - 2.340 | 1,030,000         | 545,665               | 10,049.61              | 06/24     | MBC-BBT GOV  | S&J          |
| Vienna 14-A Water & Sewer Reserve                 | 06/14/14   |               |                   |                       | 107,011.90             |           |              |              |
| Vienna 15-A Water & Sewer Revenue                 | 03/25/15   | 3.000 - 3.000 | 1,416,600         | 1,250,098             | 8,860.04               | 06/36     | MBC - UNB    | S&J          |
| Vienna 15-A Water & Sewer Reserve                 | 03/25/15   |               |                   |                       | 98,037.76              |           |              |              |
| WV American Water Company 10-A Water Revenue Note | 01/28/10   | 0.000 - 0.000 | 1,925,000         | 1,179,047             | 8,231.95               | 09/31     | MBC - BPH    | JK           |
| WV Amer Water Comp 10-A Water Reserve             | 01/28/10   |               |                   |                       | 0                      |           | LOC          | 09/01/2031   |

| ACCOUNT NAME                                  | ISSUE DATE | INTEREST RATE | ORIGINAL ISSUANCE | OUTSTANDING 6/30/2019 | ACCT BALANCE 6/30/2019 | LAST DEBT | PAYING AGENT | BOND COUNSEL |
|---|------------|---------------|-------------------|-----------------------|------------------------|-----------|--------------|--------------|
| WV Higher Education Facilities 10-B Revenue   | 12/23/10   | 7.450 - 7.650 | 50,265,000        | 50,265,000            | 0                      | 04/40     | MBC - DTC    | STB          |
| WV Higher Education Facilities 10-B Reserve   | 12/23/10   |               |                   |                       | 803,102.16             |           |              |              |
| WV Higher Education Policy 12-A Revenue       | 06/12/12   | 2.000 - 5.000 | 124,190,000       | 102,105,000           | 78,381.94              | 04/34     | MBC - DTC    | STB          |
| WV Higher Education Policy 12-B Revenue       | 06/12/12   | 2.000 - 4.000 | 7,975,000         | 6,095,000             | 2,250.07               | 04/34     | MBC - DTC    | STB          |
| Walton PSD 05 Water Reserve                   | 04/14/05   |               |                   |                       | 5,377.90               |           |              |              |
| Walton PSD 08 Water Reserve                   | 07/03/08   |               |                   |                       | 4,780.00               |           |              |              |
| War 99-A Lot 2 Sewer Revenue                  | 06/25/99   | 0.000 - 0.000 | 724,274           | 376,252               | 1,722.80               | 06/39     | MBC - UNB    | G&G          |
| War 99-A Sewer Revenue                        | 06/25/99   | 0.000 - 0.000 | 245,726           | 127,622               | 629.03                 | 06/39     | MBC - UNB    | G&G          |
| War 99-A & 99-A Lot 2 Sewer Reserve           | 06/25/99   |               |                   |                       | 25,196.00              |           |              |              |
| War 08-A Water Revenue                        | 06/26/08   | 0.000 - 0.000 | 215,300           | 157,064               | 470.37                 | 06/48     | MBC - UNB    | S&J          |
| War 08-A Water Reserve                        | 06/26/08   |               |                   |                       | 5,658.35               |           |              |              |
| War 11-A Water Reserve                        | 01/27/11   |               |                   |                       | 30,108.60              |           |              |              |
| War 11-B Water Reserve                        | 01/27/11   |               |                   |                       | 10,948.58              |           |              |              |
| Wardensville 09-A Sewer Revenue               | 12/02/09   | 0.000 - 0.000 | 279,782           | 220,211               | 2,225.85               | 12/49     | MBC - DEP    | JK           |
| Wardensville 09-A Sewer Reserve               | 12/02/09   |               |                   |                       | 7,487.05               |           |              |              |
| Wardensville 79 Sewer Reserve                 | 07/25/80   |               |                   |                       | 14,907.34              |           |              |              |
| Wardensville 08-A Water Revenue               | 12/10/08   | 0.000 - 0.000 | 1,550,000         | 1,072,071             | 5,329.44               | 03/40     | MBC - BPH    | S&J          |
| Wardensville 08-A Water Reserve               | 12/10/08   |               |                   |                       | 53,550.56              |           |              |              |
| Warm Springs PSD 02-A Sewer Revenue           | 06/25/02   | 0.000 - 0.000 | 1,316,000         | 614,112               | 4,266.39               | 06/33     | MBC - DEP    | JK           |
| Warm Springs PSD 02-A Sewer Reserve           | 06/25/02   |               |                   |                       | 45,574.19              |           |              |              |
| Warm Springs PSD 07-A Sewer Revenue           | 02/28/07   | 0.000 - 0.000 | 8,290,000         | 2,818,129             | 19,478.18              | 09/32     | MBC - UNB    | JK           |
| Warm Springs PSD 07-A Sewer Reserve           | 02/28/07   |               |                   |                       | 221,646.24             |           |              |              |
| Warm Springs PSD 07-C Sewer Revenue           | 02/28/07   | 0.000 - 0.000 | 3,000,000         | 2,592,876             | 4,266.17               | 12/38     | MBC - DEP    | JK           |
| Warm Springs PSD 07-C Sewer Reserve           | 02/28/07   |               |                   |                       | 186,841.74             |           |              |              |
| Warm Springs PSD 89 Sewer Reserve             | 08/03/89   |               |                   |                       | 19,738.96              |           |              |              |
| Warm Springs PSD 98 Sewer Reserve             | 11/19/98   |               |                   |                       | 22,287.94              |           |              |              |
| Wayne County Building Comm 13-A Lease Reserve | 11/18/13   |               |                   |                       | 29,580.16              |           |              |              |

| ACCOUNT NAME                                   | ISSUE DATE | INTEREST RATE | ORIGINAL ISSUANCE | OUTSTANDING 6/30/2019 | ACCT BALANCE 6/30/2019 | LAST DEBT | PAYING AGENT | BOND COUNSEL |
|--|------------|---------------|-------------------|-----------------------|------------------------|-----------|--------------|--------------|
| Wayne County Schools 14 GO                     | 09/25/14   | 2.000 - 5.000 | 18,000,000        | 13,260,000            | 241,153.36             | 06/29     | MBC - DTC    | S&J          |
| Wayne County Schools 14 GO Surplus Collections | 09/25/14   |               |                   |                       | 523,296.66             |           |              |              |
| Wayne 12-A Sewer Reserve                       | 12/17/12   |               |                   |                       | 40,021.02              |           |              |              |
| Wayne 04-A Water Reserve                       | 10/21/04   |               |                   |                       | 72,083.07              |           |              |              |
| Wayne 04-B Water Revenue                       | 10/21/04   | 0.000 - 0.000 | 1,925,000         | 1,058,750             | 6,288.14               | 12/35     | MBC - BPH    | S&J          |
| Wayne 04-B Water Reserve (R)*                  | 10/21/04   |               |                   |                       | 66,510.51              |           |              |              |
| Wayne 07-A Water Revenue                       | 06/14/07   | 1.000 - 1.000 | 193,394           | 193,394               | 0                      | 12/39     | MBC - UNB    | S&J          |
| Wayne 07-A Water Reserve                       | 06/14/07   |               |                   |                       | 53,164.83              |           |              |              |
| Webster County EDA 11-A Water Revenue          | 04/11/11   | 0.000 - 0.000 | 890,000           | 724,763               | 3,913.48               | 03/51     | MBC - UNB    | S&J          |
| Webster County EDA 11-A Water Reserve          | 04/11/11   |               |                   |                       | 0                      |           | LOC          | 04/11/2021   |
| Weirton 07-A Sewer Revenue                     | 04/11/07   | 2.000 - 2.000 | 4,199,404         | 2,044,449             | 70,550.17              | 03/28     | MBC - DEP    | S&J          |
| Weirton 07-A Sewer Reserve                     | 04/11/07   |               |                   |                       | 258,238.70             |           |              |              |
| Weirton 13-A Sewer Revenue                     | 09/25/13   | 2.000 - 2.000 | 5,904,000         | 4,903,769             | 41,073.55              | 06/35     | MBC - DEP    | S&J          |
| Weirton 13-A Sewer Reserve                     | 09/25/13   |               |                   |                       | 150,654.41             |           |              |              |
| Weirton 06-A Water Revenue                     | 04/25/06   | 2.000 - 2.000 | 2,555,000         | 1,276,330             | 16,578.97              | 06/28     | MBC - BPH    | S&J          |
| Weirton 06-A Water Reserve                     | 04/25/06   |               |                   |                       | 157,114.24             |           |              |              |
| Weirton 09-A Water Revenue                     | 11/19/09   | 2.000 - 2.000 | 2,496,208         | 1,644,992             | 31,128.59              | 09/31     | MBC - BPH    | S&J          |
| Weirton 09-A Water Reserve                     | 11/19/09   |               |                   |                       | 124,159.60             |           |              |              |
| Weirton 16-A Water Revenue                     | 04/15/16   | 3.520 - 3.520 | 2,900,000         | 2,580,047             | 17,635.17              | 05/36     | WESBK-WHEEL  | S&J          |
| Weirton 16-A Water Reserve                     | 04/15/16   |               |                   |                       | 66,032.22              |           |              |              |
| Weirton 16-B Water Revenue                     | 10/20/16   | 2.500 - 2.500 | 4,000,000         | 3,843,783             | 24,469.68              | 06/38     | MBC - BPH    | S&J          |
| Weirton 16-B Water Reserve                     | 10/20/16   |               |                   |                       | 27,907.33              |           |              |              |
| Welch 08-A Sewer Revenue                       | 05/06/08   | 0.000 - 0.000 | 2,000,000         | 1,513,154             | 5,191.80               | 03/48     | MBC - DEP    | S&J          |
| Welch 08-A Sewer Reserve                       | 05/06/08   |               |                   |                       | 54,372.63              |           |              |              |
| Welch 13-A Sewer Revenue                       | 05/06/13   | 0.000 - 0.000 | 4,039,789         | 3,587,470             | 10,503.28              | 03/53     | MBC - DEP    | S&J          |
| Welch 13-A Sewer Reserve                       | 05/06/13   |               |                   |                       | 109,908.08             |           |              |              |
| Welch 09-A Water Revenue                       | 12/18/09   | 0.000 - 0.000 | 625,000           | 458,312               | 3,631.69               | 06/41     | MBC - BPH    | S&J          |

| ACCOUNT NAME                           | ISSUE DATE | INTEREST RATE | ORIGINAL ISSUANCE | OUTSTANDING 6/30/2019 | ACCT BALANCE 6/30/2019 | LAST DEBT | PAYING AGENT | BOND COUNSEL |
|--|------------|---------------|-------------------|-----------------------|------------------------|-----------|--------------|--------------|
| Welch 09-A Water Reserve               | 12/18/09   |               |                   |                       | 21,521.18              |           |              |              |
| Welch 09-C Water Revenue               | 12/18/09   | 0.000 - 0.000 | 461,674           | 365,738               | 2,090.12               | 12/49     | MBC - UNB    | S&J          |
| Welch 09-C Water Reserve               | 12/18/09   |               |                   |                       | 12,386.34              |           |              |              |
| Welch 14-A Water Revenue               | 02/20/14   | 0.500 - 0.500 | 310,000           | 268,860               | 1,224.64               | 03/45     | MBC - BPH    | S&J          |
| Welch 14-A Water Reserve               | 02/20/14   |               |                   |                       | 11,499.05              |           |              |              |
| Welch 15-A Water Revenue               | 06/17/15   | 0.500 - 0.500 | 3,540,088         | 3,264,925             | 13,327.45              | 12/46     | MBC - BPH    | S&J          |
| Welch 15-A Water Reserve               | 06/17/15   |               |                   |                       | 131,293.99             |           |              |              |
| Welch 17-A Water Reserve               | 09/08/17   |               |                   |                       | 41,640.00              |           |              |              |
| Wellsburg 10-A Water & Sewer Revenue   | 10/27/10   | 2.000 - 2.000 | 215,000           | 139,128               | 1,622.68               | 06/31     | MBC - BPH    | S&J          |
| Wellsburg 10-A Water & Sewer Reserve   | 10/27/10   |               |                   |                       | 10,922.24              |           |              |              |
| Wellsburg 11-A Water & Sewer Revenue   | 02/24/11   | 0.000 - 0.000 | 307,661           | 248,953               | 817.93                 | 03/50     | MBC - DEP    | S&J          |
| Wellsburg 11-A Water & Sewer Reserve   | 02/24/11   |               |                   |                       | 8,417.02               |           |              |              |
| Wellsburg 12-A Water & Sewer Revenue   | 03/01/12   | 2.000 - 2.000 | 2,435,000         | 1,859,085             | 16,974.72              | 12/33     | MBC - BPH    | S&J          |
| Wellsburg 12-A Water & Sewer Reserve   | 03/01/12   |               |                   |                       | 100,862.00             |           |              |              |
| Wellsburg 15-A Water & Sewer Revenue   | 09/30/15   | 0.500 - 0.500 | 4,000,000         | 3,712,635             | 14,578.08              | 06/46     | MBC - DEP    | S&J          |
| Wellsburg 15-A Water & Sewer Reserve   | 09/30/15   |               |                   |                       | 35,039.44              |           |              |              |
| West Hamlin 07-A Water & Sewer Reserve | 06/28/07   |               |                   |                       | 25,456.25              |           |              |              |
| West Hamlin 80 Water & Sewer Reserve   | 12/15/80   |               |                   |                       | 42,985.58              |           |              |              |
| West Union 02 Water & Sewer Revenue    | 08/29/02   | 0.000 - 0.000 | 810,000           | 480,774               | 3,623.11               | 06/42     | MBC - UNB    | BR           |
| West Union 02 Water & Sewer Reserve    | 08/29/02   |               |                   |                       | 21,180.46              |           |              |              |
| West Union 18-A Water & Sewer Revenue  | 12/20/18   | 1.000 - 1.000 | 3,177,709         | 552,795               | 0                      | 12/58     | MBC - UNB    | S&J          |
| West Union 18-A Water & Sewer Reserve  | 12/20/18   |               |                   |                       | 0                      |           |              |              |
| West Union 98-C Water & Sewer Revenue  | 12/15/98   | 0.000 - 0.000 | 2,075,000         | 1,044,186             | 9,287.61               | 12/38     | MBC - UNB    | S&J          |
| West Union 98-C Water & Sewer Reserve  | 12/15/98   |               |                   |                       | 54,258.80              |           |              |              |
| Weston 00-A Sewer Revenue              | 12/20/00   | 0.000 - 0.000 | 3,192,097         | 1,383,229             | 11,051.70              | 06/32     | MBC - DEP    | JK           |
| Weston 00-A Sewer Reserve (R)*         | 12/20/00   |               |                   |                       | 110,637.39             |           |              |              |
| Weston 00-B Sewer Revenue              | 12/20/00   | 0.000 - 0.000 | 6,250,000         | 3,490,224             | 15,687.85              | 12/40     | MBC - UNB    | JK           |

| ACCOUNT NAME                            | ISSUE DATE | INTEREST RATE | ORIGINAL ISSUANCE | OUTSTANDING 6/30/2019 | ACCT BALANCE 6/30/2019 | LAST DEBT | PAYING AGENT | BOND COUNSEL |
|---|------------|---------------|-------------------|-----------------------|------------------------|-----------|--------------|--------------|
| Weston 00-B Sewer Reserve (R)*          | 12/20/00   |               |                   |                       | 168,781.95             |           |              |              |
| Weston 05-A Sewer Revenue               | 06/24/05   | 0.000 - 0.000 | 597,037           | 400,592               | 1,395.29               | 06/45     | MBC - UNB    | JK           |
| Weston 05-A Sewer Reserve (R)*          | 06/24/05   |               |                   |                       | 15,980.39              |           |              |              |
| Weston 07-A Sewer Revenue               | 09/18/07   | 0.000 - 0.000 | 3,047,000         | 2,215,988             | 7,123.77               | 06/47     | MBC - UNB    | S&J          |
| Weston 07-A Sewer Reserve (R)*          | 09/18/07   |               |                   |                       | 80,585.72              |           |              |              |
| Weston 11-A Sewer Revenue               | 08/16/11   | 0.000 - 0.000 | 1,168,000         | 944,207               | 2,731.30               | 06/51     | MBC - UNB    | S&J          |
| Weston 11-A Sewer Reserve               | 08/16/11   |               |                   |                       | 21,267.43              |           |              |              |
| Weston 11-B Sewer Revenue               | 08/16/11   | 0.000 - 0.000 | 741,679           | 574,792               | 2,409.35               | 09/42     | MBC - DEP    | S&J          |
| Weston 11-B Sewer Reserve (R)*          | 08/16/11   |               |                   |                       | 17,443.15              |           |              |              |
| Weston 13-A Sewer Revenue               | 02/01/13   | 0.000 - 0.000 | 586,986           | 464,975               | 2,061.79               | 06/41     | MBC - DEP    | S&J          |
| Weston 13-A Sewer Reserve               | 02/01/13   |               |                   |                       | 12,765.35              |           |              |              |
| Weston 18-A Sewer Revenue               | 12/18/18   | 0.250 - 0.250 | 10,716,698        | 3,037,235             | 0                      | 09/50     | MBC - DEP    | S&J          |
| Weston 18-A Sewer Reserve               | 12/12/18   |               |                   |                       | 0                      |           |              |              |
| Weston 18-C Sewer Revenue               | 12/18/18   | 2.000 - 2.000 | 1,325,000         | 779,709               | 0                      | 09/50     | MBC - UNB    | S&J          |
| Weston 18-C Sewer Reserve               | 12/18/18   |               |                   |                       | 0                      |           |              |              |
| Wetzel County PSD #1 06-A Water Reserve | 06/27/06   |               |                   |                       | 50,645.99              |           |              |              |
| Wetzel County PSD #1 13-A Water Revenue | 07/12/13   | 1.000 - 1.000 | 1,030,509         | 932,836               | 5,772.46               | 12/52     | MBC - UNB    | S&J          |
| Wetzel County PSD #1 13-A Water Reserve | 07/12/13   |               |                   |                       | 33,390.19              |           |              |              |
| Wetzel County PSD #1 16-A Water Revenue | 12/15/16   | 1.000 - 1.000 | 534,500           | 517,559               | 1,599.95               | 12/56     | MBC - UNB    | S&J          |
| Wetzel County PSD #1 16-A Water Reserve | 12/15/16   |               |                   |                       | 2,664.66               |           |              |              |
| Wetzel County PSD #1 93-A Water Revenue | 06/28/93   | 7.750 - 7.750 | 154,839           | 101,698               | 7,774.47               | 10/31     | MBC - BNY    | S&J          |
| Wetzel County PSD #1 93-A Water Reserve | 06/28/93   |               |                   |                       | 12,838.54              |           |              |              |
| Wetzel County PSD #1 93-B Water Revenue | 06/28/93   | 0.000 - 0.000 | 5,161             | 1,720                 | 592.05                 | 10/31     | MBC - BNY    | S&J          |
| Wetzel County PSD #1 93-B Water Reserve | 06/28/93   |               |                   |                       | 245.17                 |           |              |              |
| Wheeling 15 Civic Center Refunding GO   | 09/02/15   | 2.000 - 2.600 | 1,860,000         | 1,335,000             | 152,258.42             | 05/28     | MBC - DTC    | S&J          |
| Wheeling 05-A Water & Sewer Revenue     | 05/03/05   | 2.000 - 2.000 | 14,500,000        | 6,124,615             | 111,056.49             | 12/26     | MBC - DEP    | S&J          |
| Wheeling 05-A Water & Sewer Reserve     | 05/03/05   |               |                   |                       | 906,394.04             |           |              |              |



| ACCOUNT NAME                                       | ISSUE DATE | INTEREST RATE | ORIGINAL ISSUANCE | OUTSTANDING 6/30/2019 | ACCT BALANCE 6/30/2019 | LAST DEBT | PAYING AGENT | BOND COUNSEL |
|--|------------|---------------|-------------------|-----------------------|------------------------|-----------|--------------|--------------|
| Wheeling 10-B Water & Sewer Revenue                | 12/14/10   | 2.000 - 2.000 | 8,356,000         | 5,884,930             | 56,706.47              | 03/32     | MBC - DEP    | S&J          |
| Wheeling 10-B Water & Sewer Reserve                | 12/14/10   |               |                   |                       | 356,115.17             |           |              |              |
| Wheeling 13 Water & Sewer Refunding Revenue        | 05/30/13   | 2.000 - 5.000 | 38,255,000        | 33,295,000            | 221,824.33             | 06/43     | MBC - DTC    | S&J          |
| Wheeling 13 Water & Sewer Refunding Reserve        | 05/30/13   |               |                   |                       | 2,306,655.37           |           |              |              |
| Wheeling 15-A Water & Sewer Refunding Revenue      | 09/02/15   | 2.200 - 4.000 | 8,030,000         | 8,030,000             | 27,106.02              | 06/36     | MBC - DTC    | S&J          |
| Wheeling 15-A Water & Sewer Refunding Reserve      | 09/02/15   |               |                   |                       | 560,846.12             |           |              |              |
| Wheeling 15-B Water & Sewer Refunding Revenue      | 09/02/15   | 0.850 - 3.000 | 2,425,000         | 960,000               | 45,672.18              | 06/22     | MBC - DTC    | S&J          |
| Wheeling 15-B Water & Sewer Refunding Reserve (R)* | 09/02/15   |               |                   |                       | 168,927.16             |           |              |              |
| Wheeling 18 Water & Sewer BAN                      | 12/20/18   | 3.190 - 3.190 | 10,000,000        | 711,411               | 24,975.36              | 09/21     | WESBK-WHEEL  | S&J          |
| White Oak PSD 92-A Sewer Revenue                   | 08/12/92   | 7.750 - 7.750 | 319,355           | 209,751               | 14,122.25              | 10/31     | MBC - BNY    | S&J          |
| White Oak PSD 92-A Sewer Reserve                   | 08/12/92   |               |                   |                       | 26,479.28              |           |              |              |
| White Oak PSD 92-B Sewer Revenue                   | 08/12/92   | 0.000 - 0.000 | 10,645            | 3,548                 | 249.41                 | 10/31     | MBC - BNY    | S&J          |
| White Oak PSD 92-B Sewer Reserve                   | 08/12/92   |               |                   |                       | 283.54                 |           |              |              |
| White Sulphur Springs 09-A Sewer Revenue           | 04/09/09   | 0.000 - 0.000 | 3,842,675         | 2,680,295             | 14,581.78              | 06/40     | MBC - DEP    | JK           |
| White Sulphur Springs 09-A Sewer Reserve           | 04/09/09   |               |                   |                       | 121,370.58             |           |              |              |
| White Sulphur Springs 16-A Sewer Revenue           | 06/17/16   | 2.000 - 2.000 | 1,393,114         | 1,292,170             | 8,523.93               | 09/37     | MBC - DEP    | JK           |
| White Sulphur Springs 16-A Sewer Reserve           | 06/17/16   |               |                   |                       | 15,799.78              |           |              |              |
| White Sulphur Springs 11-B Water Revenue           | 04/14/11   | 0.000 - 0.000 | 8,000,000         | 6,289,875             | 28,115.75              | 09/42     | MBC - BPH    | JK           |
| White Sulphur Springs 11-B Water Reserve           | 04/14/11   |               |                   |                       | 242,879.64             |           |              |              |
| Whitmer 10-A Water Revenue                         | 01/21/10   | 0.000 - 0.000 | 370,000           | 274,396               | 1,048.16               | 09/41     | MBC - BPH    | S&J          |
| Whitmer 10-A Water Reserve                         | 01/21/10   |               |                   |                       | 16,661.50              |           |              |              |
| Wilderness PSD 01-A Water Reserve                  | 08/08/01   |               |                   |                       | 70,360.33              |           |              |              |
| Wilderness PSD 15-A Water Revenue                  | 08/12/15   | 0.500 - 0.500 | 1,905,856         | 1,757,719             | 6,616.62               | 12/46     | MBC - BPH    | JK           |
| Wilderness PSD 15-A Water Reserve                  | 08/12/15   |               |                   |                       | 18,078.85              |           |              |              |
| Wilderness PSD 92 Water Reserve                    | 07/15/92   |               |                   |                       | 20,867.66              |           |              |              |
| Wilderness PSD 97 Water Reserve                    | 09/18/97   |               |                   |                       | 41,795.63              |           |              |              |
| Williamson 09-A Water & Sewer Reserve              | 07/02/09   |               |                   |                       | 47,215.02              |           |              |              |

| ACCOUNT NAME                                    | ISSUE DATE | INTEREST RATE | ORIGINAL ISSUANCE | OUTSTANDING 6/30/2019 | ACCT BALANCE 6/30/2019 | LAST DEBT | PAYING AGENT  | BOND COUNSEL |
|---|------------|---------------|-------------------|-----------------------|------------------------|-----------|---------------|--------------|
| Williamson 86-B Water & Sewer Revenue           | 05/28/86   | 0.000 - 0.000 | 698,295           | 128,633               | 14,642.51              | 10/25     | MBC - BNY     | G&G          |
| Williamson 86-B Water & Sewer Reserve           | 05/28/86   |               |                   |                       | 19,126.01              |           |               |              |
| Williamson 86-C Water & Sewer Reserve           | 05/28/86   |               |                   |                       | 107,287.13             |           |               |              |
| Williamson 96-A Water & Sewer Refunding Revenue | 10/01/96   | 3.800 - 5.500 | 1,840,000         | 725,000               | 79,241.88              | 10/25     | BANK NY TRUST | VLF          |
| Williamson 96-A Water & Sewer Refunding Reserve | 10/01/96   |               |                   |                       | 131,368.07             |           |               |              |
| Williamstown 05-A Sewer Revenue                 | 06/02/05   | 2.000 - 2.000 | 230,282           | 88,182                | 2,474.90               | 03/26     | MBC - DEP     | S&J          |
| Williamstown 05-A Sewer Reserve                 | 06/02/05   |               |                   |                       | 14,161.53              |           |               |              |
| Williamstown 09-A Sewer Revenue                 | 12/09/09   | 0.000 - 0.000 | 800,000           | 633,760               | 2,228.57               | 12/49     | MBC - DEP     | G&G          |
| Williamstown 09-A Sewer Reserve                 | 12/09/09   |               |                   |                       | 21,279.10              |           |               |              |
| Williamstown 15-A Sewer Revenue                 | 09/30/15   | 2.000 - 2.000 | 336,500           | 294,806               | 4,300.90               | 09/36     | MBC - DEP     | STB          |
| Williamstown 15-A Sewer Reserve                 | 09/30/15   |               |                   |                       | 6,397.97               |           |               |              |
| Williamstown 87-A1 Sewer Revenue                | 06/25/87   | 8.380 - 8.380 | 659,637           | 328,567               | 34,947.67              | 10/26     | MBC - BNY     | BR           |
| Williamstown 87-A1 Sewer Reserve                | 06/25/87   |               |                   |                       | 58,677.34              |           |               |              |
| Williamstown 87-A Sewer Revenue                 | 06/25/87   | 9.750 - 9.750 | 15,551            | 7,689                 | 1,000.18               | 10/25     | MBC - BNY     | BR           |
| Williamstown 87-A Sewer Reserve                 | 06/25/87   |               |                   |                       | 1,584.91               |           |               |              |
| Williamstown 87-B Sewer Revenue                 | 06/25/87   | 0.000 - 0.000 | 169,539           | 35,527                | 4,836.91               | 10/26     | MBC - BNY     | BR           |
| Williamstown 87-B Sewer Reserve                 | 06/25/87   |               |                   |                       | 7,291.70               |           |               |              |
| Winfield 03 Sewer Revenue                       | 01/09/03   | 2.000 - 2.000 | 99,250            | 21,747                | 665.28                 | 03/23     | MBC - DEP     | G&G          |
| Winfield 03 Sewer Reserve                       | 01/09/03   |               |                   |                       | 6,104.54               |           |               |              |
| Winfield 04 Sewer Revenue                       | 09/16/04   | 2.000 - 2.000 | 500,000           | 178,152               | 2,813.10               | 09/25     | MBC - DEP     | G&G          |
| Winfield 04 Sewer Reserve                       | 09/16/04   |               |                   |                       | 30,746.43              |           |               |              |
| Winfield 09-A Sewer Revenue                     | 08/26/09   | 0.000 - 0.000 | 1,214,966         | 713,790               | 10,548.31              | 03/31     | MBC - DEP     | S&J          |
| Winfield 09-A Sewer Reserve                     | 08/26/09   |               |                   |                       | 52,870.88              |           |               |              |
| Winfield 86-A Sewer Revenue                     | 12/15/86   | 8.380 - 8.380 | 381,884           | 190,218               | 20,018.64              | 10/26     | MBC - BNY     | VLF          |
| Winfield 86-A Sewer Reserve                     | 12/15/86   |               |                   |                       | 33,971.05              |           |               |              |
| Winfield 86-B Sewer Revenue                     | 12/15/86   | 0.000 - 0.000 | 93,666            | 19,719                | 6,469.98               | 10/26     | MBC - BNY     | VLF          |
| Winfield 86-B Sewer Reserve                     | 12/15/86   |               |                   |                       | 6,383.09               |           |               |              |

| ACCOUNT NAME                                | ISSUE DATE | INTEREST RATE | ORIGINAL ISSUANCE | OUTSTANDING 6/30/2019 | ACCT BALANCE 6/30/2019 | LAST DEBT | PAYING AGENT | BOND COUNSEL |
|---|------------|---------------|-------------------|-----------------------|------------------------|-----------|--------------|--------------|
| Wood County Schools 13 Refunding GO         | 05/22/13   | 1.500 - 5.000 | 19,300,000        | 3,115,000             | 545,032.17             | 05/20     | MBC - DTC    | STB          |
| Wood County Schools 13 Refunding GO Sur Col | 05/22/13   |               |                   |                       | 2,545,600.21           |           |              |              |
| Wood County Schools 17 GO                   | 05/09/17   | 2.000 - 4.000 | 41,140,000        | 36,990,000            | 565,291.99             | 06/32     | MBC - DTC    | STB          |
| Wood County Schools 17 GO Sur Col           | 05/09/17   |               |                   |                       | 861,164.23             |           |              |              |

ACTIVE BONDS FUNDED THROUGH DEBT FORGIVENESS

| Issue Date |   | Issue Amount | Last DS* | Bond Holder |
|------------|---|--------------|----------|-------------|
| 10/22/2015 | Auburn Design Funding Assistance Note                           | 303,000      | Open     | DEP         |
| 10/29/2009 | Bath Water Revenue, Series B                                    | 2,193,910    | 2021     | BPH         |
| 09/18/2009 | Beckley Sewer Revenue, Series B1                                | 396,484      | 2020     | DEP         |
| 09/18/2009 | Beckley Sewer Revenue, Series B2                                | 296,952      | 2020     | DEP         |
| 09/25/2009 | Belle Sewer Revenue, Series B                                   | 255,500      | 2020     | DEP         |
| 07/11/2017 | Benwood Sewer Revenue, Series B                                 | 1,000,000    | Open     | DEP         |
| 01/28/2010 | Bluefield Sewer Revenue, Series B                               | 2,883,295    | 2020     | DEP         |
| 01/28/2010 | Bridgeport Sewer Revenue, Series B                              | 1,978,974    | 2020     | DEP         |
| 01/22/2010 | Canaan Valley PSD Sewer Revenue, Series B                       | 1,958,455    | 2021     | DEP         |
| 08/08/2017 | Central Boaz PSD Sewer Revenue, Series B                        | 364,674      | Open     | DEP         |
| 10/23/2009 | Central Hampshire PSD Sewer Revenue, Series B                   | 1,791,405    | 2020     | DEP         |
| 01/22/2010 | Central WV Regional Airport Authority Improvement Rev, Series B | 1,093,787    | 2021     | DEP         |
| 01/13/2010 | Charles Town Water & Sewer Revenue, Series B (Admin Fee only)   | 100,000      | 2031     | BPH         |
| 07/08/2009 | Clarksburg Sewer Revenue, Series B                              | 1,000,000    | 2020     | DEP         |
| 06/18/2009 | Claywood Park PSD Sewer Revenue, Series B                       | 2,397,500    | 2020     | DEP         |
| 06/02/2016 | Claywood Park PSD Water Revenue, Series B                       | 700,000      | Open     | BPH         |
| 01/27/2010 | Coons Run PSD Water Revenue, Series B                           | 1,200,000    | 2021     | BPH         |
| 07/22/2011 | Crab Orchard-MacArthur PSD Sewer Revenue, Series B              | 492,706      | 2022     | DEP         |
| 01/22/2010 | Davis Stormwater Revenue, Series B                              | 270,925      | 2020     | DEP         |
| 06/18/2009 | Elkins Sewer Revenue, Series B                                  | 868,030      | 2020     | DEP         |
| 01/21/2010 | Fairmont Water Revenue, Series B                                | 4,447,618    | 2021     | BPH         |
| 11/12/2009 | Grantsville Sewer Revenue, Series B                             | 2,200,300    | 2021     | DEP         |
| 07/20/2016 | Greater Harrison County PSD Sewer Revenue, Series B             | 500,000      | Open     | DEP         |
| 01/29/2010 | Greater St. Albans PSD Sewer Revenue, Series B                  | 2,807,210    | 2021     | DEP         |
| 05/31/2018 | Greenbrier County PSD #2 Water Revenue, Series B                | 1,200,000    | Open     | BPH         |
| 12/04/2009 | Hamrick PSD Sewer Revenue, Series B                             | 520,731      | 2020     | DEP         |
| 12/21/2017 | Hancock County PSD Sewer Revenue, Series B                      | 496,133      | Open     | DEP         |
| 07/21/2009 | Harpers Ferry-Bolivar PSD Sewer Revenue, Series B               | 629,612      | 2020     | DEP         |
| 06/14/2018 | Hartford Water Revenue, Series B                                | 797,000      | Open     | BPH         |
| 12/02/2009 | Hinton Sewer Revenue, Series B                                  | 1,662,000    | 2020     | DEP         |
| 10/23/2009 | Jane Lew PSD Water Revenue, Series B                            | 429,399      | 2020     | BPH         |
| 12/15/2009 | Kanawha (Chelyan) PSD Sewer Revenue, Series B                   | 2,537,569    | 2020     | DEP         |
| 05/05/2009 | Kermit Sewer Revenue, Series B                                  | 1,938,388    | 2019     | DEP         |
| 04/23/2019 | Lashmeet PSD Design Funding Assistance Note                     | 188,477      | Open     | BPH         |
| 11/20/2009 | Leon Sewer Revenue, Series B                                    | 1,097,917    | 2021     | DEP         |
| 01/27/2010 | Lewisburg Water Revenue, Series B                               | 1,982,850    | 2020     | DEP         |
| 01/29/2010 | Lincoln County Commission Green Project Note, Series B          | 718,626      | 2021     | DEP         |
| 09/22/2016 | Lubeck PSD Water Revenue, Series B                              | 407,367      | Open     | BPH         |
| 08/26/2009 | Malden PSD Sewer Revenue, Series B                              | 6,614,965    | 2020     | DEP         |
| 09/18/2009 | Marlinton Water & Sewer Revenue, Series B                       | 1,400,105    | 2020     | DEP         |
| 06/18/2009 | Marmet Sewer Revenue, Series B                                  | 3,940,466    | 2020     | DEP         |
| 09/02/2009 | Mason Water & Sewer Revenue, Series B                           | 555,200      | 2020     | DEP         |
| 01/31/2018 | Mason Water & Sewer Revenue, Series B                           | 1,035,510    | Open     | DEP         |
| 01/28/2010 | Morgantown Water & Sewer Revenue, Series B                      | 81,600       | 2022     | DEP         |
| 12/15/2016 | Morgantown Water & Sewer Revenue, Series B-2                    | 500,000      | Open     | DEP         |
| 09/07/2017 | Montgomery Sewer Revenue, Series B                              | 235,793      | Open     | DEP         |
| 04/24/2019 | Mt. Hope Water & Sewer Revenue, Series B                        | 100,000      | Open     | DEP         |
| 12/06/2016 | New Haven PSD Funding Assistance                                | 1,947,707    | Open     | DEP         |

ACTIVE BONDS FUNDED THROUGH DEBT FORGIVENESS

| Issue Date |  | Issue Amount | Last DS* | Bond Holder |
|------------|--|--------------|----------|-------------|
| 04/23/2019 | New Haven PSD Funding Assistance, Contract 18          | 163,500      | Open     | BPH         |
| 04/23/2019 | New Haven PSD Funding Assistance, Contract 19          | 160,508      | Open     | BPH         |
| 11/12/2009 | Nitro Sewer Revenue, Series B                          | 1,125,000    | 2021     | DEP         |
| 10/29/2009 | North Beckley PSD Sewer Revenue, Series B              | 2,415,521    | 2021     | DEP         |
| 09/29/2009 | Oceana Sewer Revenue, Series B                         | 195,897      | 2020     | DEP         |
| 08/17/2018 | Oceana Sewer Revenue, Series B                         | 100,000      | Open     | DEP         |
| 09/25/2009 | Pennsboro Sewer Revenue, Series B                      | 2,801,000    | 2020     | DEP         |
| 04/16/2009 | Petersburg Water Revenue, Series B                     | 5,000,000    | Open     | BPH         |
| 06/26/2009 | Putnam PSD Sewer Revenue, Series B                     | 1,050,000    | 2021     | DEP         |
| 12/04/2009 | Putnam PSD Water Revenue, Series B (Admin Fee only)    | 100,000      | 2030     | BPH         |
| 01/14/2010 | Salem Water Revenue, Series B                          | 927,000      | 2021     | BPH         |
| 12/18/2009 | Scotts Run PSD Sewer Revenue, Series B                 | 3,939,585    | 2021     | DEP         |
| 11/22/2010 | Shepherdstown Sewer Revenue, Series B                  | 375,772      | 2020     | DEP         |
| 11/20/2009 | St Marys Water & Sewer Revenue, Series B               | 2,067,400    | 2021     | DEP         |
| 01/07/2010 | Sugar Creek PSD Water Revenue, Series B                | 396,500      | 2021     | BPH         |
| 01/14/2010 | Sun Valley PSD Water Revenue, Series C                 | 1,773,000    | 2021     | BPH         |
| 11/20/2009 | Union PSD Sewer Revenue, Series B                      | 1,363,613    | 2021     | DEP         |
| 12/02/2009 | Wardensville Sewer Revenue, Series B                   | 179,782      | 2021     | DEP         |
| 12/18/2009 | Welch Water Revenue, Series B                          | 625,000      | 2021     | DEP         |
| 12/18/2018 | Weston Sewer Revenue, Series B                         | 1,000,000    | Open     | DEP         |
| 04/14/2011 | White Sulphur Springs Water Revenue, Series A          | 4,252,750    | 2022     | BPH         |
| 01/21/2010 | Whitmer Water Revenue, Series B                        | 2,117,573    | 2021     | BPH         |
| 12/09/2009 | Williamstown Sewer Revenue, Series B                   | 660,000      | 2021     | DEP         |
| 08/26/2009 | Winfield Sewer Revenue, Series B                       | 1,023,934    | 2021     | DEP         |
| 01/28/2010 | WV American Water Company Water Revenue Note, Series B | 1,925,000    | 2021     | BPH         |

\*When Last DS is commented "Open", the issue is deemed no longer outstanding after the last advance is forgiven.

Disclaimer

All attempts have been made to assure the accuracy of these debt forgiveness issues.  
No guarantee should be assumed.