

NINETY-NINTH
ANNUAL REPORT



WEST VIRGINIA MUNICIPAL BOND COMMISSION

ANNUAL SUMMARY OF RECEIPTS & DISBURSEMENTS
JULY 1, 2019 – JUNE 30, 2020

WEST VIRGINIA MUNICIPAL BOND COMMISSION

Suite 1117
900 Pennsylvania Avenue
Charleston WV 25302
(304) 558-3971
Fax (304) 558-1280
munibondcomm@wv.gov
<http://mbc.wv.gov>

DALE W. STEAGER
STATE TAX COMMISSIONER, CHAIR

JOHN D. PERDUE
STATE TREASURER

JOHN B. McCUSKEY
STATE AUDITOR

STEPHEN T. WILLIAMS
MEMBER

LINDA K. EPLING
MEMBER

SARA L. ROGERS
EXECUTIVE DIRECTOR

PATRICIA A. LAWRENCE
ADMINISTRATIVE ASSISTANT

RACHEL A. GLENN
OFFICE ASSISTANT

**WEST VIRGINIA
MUNICIPAL BOND COMMISSION**

**Annual Summary of
Receipts and Disbursements
July 1, 2019 - June 30, 2020**

Account Numbers 7250 and 7251

	FY 18-19	FY 19-20
Beginning Balance, July 1	\$ 220,416,147	\$ 194,030,186
Add: Remittances	200,701,682	322,017,291
Public Utility Taxes	6,538,224	6,347,029
Interest Earned on:		
Escrowed Investments	257,752	475,866
Pool Investments	4,581,966	3,381,064
Discount Earned on:		
Matured Escrowed Investments	0	0
Miscellaneous	0	0
Total Receipts	212,079,623	332,221,251
Beginning Balance plus Receipts	432,495,770	526,251,437
Less: Principal Paid	166,367,252	178,799,302
Interest Paid	59,036,580	58,489,705
Bondholder Adm Fee Paid	3,961,134	3,866,991
Premium Paid on:		
Matured Escrowed Investments	0	0
Bonds Retired Early	1,325	6,557
Refunds to Issuers	8,802,637	11,229,863
Bank Fees Paid	1,855	2,190
MBC Fees Paid	293,702	294,423
BTI Fees Paid	1,100	400
Miscellaneous	0	0
Total Disbursements	238,465,585	252,689,430
Ending Balance, June 30	\$ 194,030,186	\$ 273,562,006

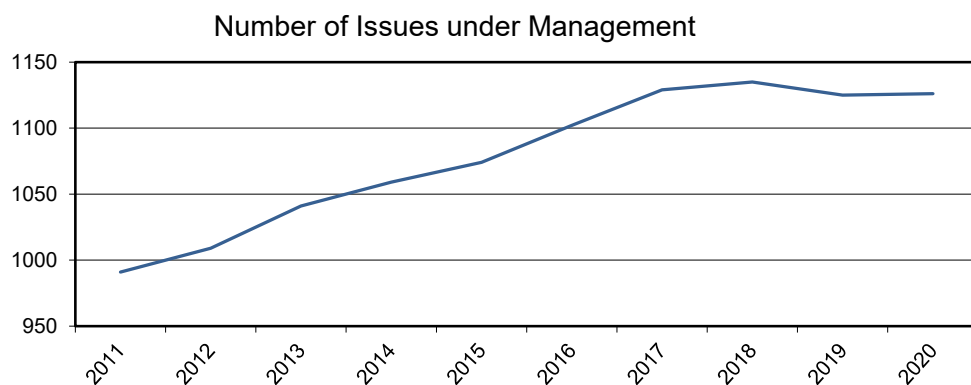
THE MUNICIPAL BOND COMMISSION

Report of the Executive Director

In 1921, The West Virginia Legislature created the State Sinking Fund Commission to act as the fiscal agent/trustee for the bond issues of the State and its political subdivisions. The agency was charged with the responsibility of receiving the deposits of the various issuers, investing them for a reasonable return consistent with State statute and bond ordinance requirements, disbursing funds to the appropriate paying agent banks or bondholders to meet debt services, receiving and reconciling cancelled securities, maintaining and reporting the financial accounts of each depositor, and aiding the issuers in the management of their resources. The agency would encourage the financial growth of the State by helping to maintain a receptive financial market for West Virginia bond issues through professional management services and to provide a central information source. In 1977, the name of the Commission was changed to the Municipal Bond Commission.

The Commission is composed of five members: State Tax Commissioner Dale Steager, Chairman; State Treasurer John D. Perdue, member; State Auditor John McCuskey, member; Linda Epling of Raleigh County, member; and Stephen Williams, Mayor of Huntington, Cabell County, member. The Commission elects an Executive Director who is responsible for the day to day operations of the Commission. The Commission meets periodically to oversee the operations of the staff.

Under State statute, the Commission is appointed as fiscal agent for all general obligation (tax levy) bond issues of the county commissions, municipalities, and school districts of the State. It determines levy requirements for all such issues each year. In the ninety-eight years since the creation of the Commission, the State has not had a default or slow payment on any general obligation issue in the State.



The Commission is also appointed fiscal agent for revenue bond issues of municipalities and their utilities. Additional accounts are maintained for

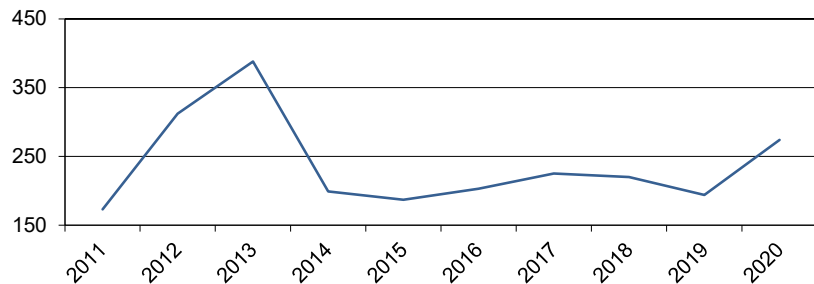
State agency revenue bonds, colleges and universities. The Commission also serves as fiscal agent for most, though not all, public service districts. It does not handle State general obligation bonds (roads and schools), State and local housing bonds, Parkway Authority, School Building Authority bond issues, or any industrial development bond issues. The Commission works closely with the WV Infrastructure and Jobs Development Council, the Water Development Authority, the WV Department of Environmental Protection, and the WV Bureau of Public Health in the management of their water and sewer infrastructure projects. The Commission also maintains many reserve accounts for the US Department of Agriculture bond issues. At present, 1,121 bond issues and 2,619 accounts are under supervision.

For eighty-eight years, the Legislature has made a blanket appropriation annually to cover possible deficiencies that could arise in State and general obligation sinking fund accounts. This act, in part, reads:

Sinking Fund Deficiencies-There is hereby appropriated to the Governor a sufficient amount to meet a deficiency that may arise...in the funds of the Municipal Bond Commission because of the failure of any State agency for either general obligation or revenue bonds or any local taxing district for general obligation bonds to remit funds necessary for the payment of interest and sinking fund requirement. The Governor is authorized to transfer from time to time such amounts to the Municipal Bond Commission as may be necessary for (this purpose).

The Commission also maintains discretionary accounts, called 7251, where State and local governments may deposit surplus funds for investment. All funds on deposit with the Commission are invested to earn interest. As of June 30, 2020, the Commission held the following managed assets:

Total Managed Assets (in millions)



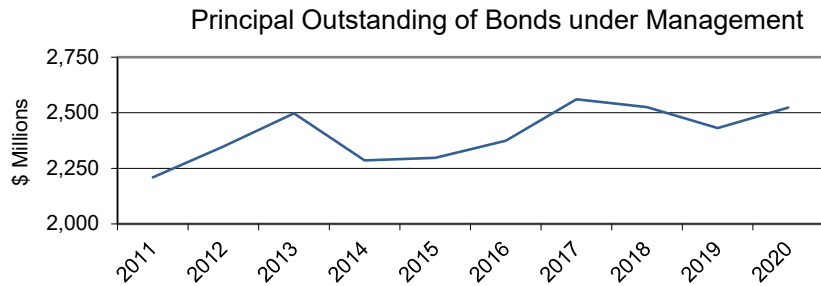
Pool Investments	\$189,955,472
Escrowed Investments	<u>80,183,155</u>
Total Investments	\$270,138,627
Cash	<u>3,423,378</u>
Total Managed Assets	<u><u>\$273,562,005</u></u>

This is an increase of 37% compared with a year earlier.

Pool investments of the Commission are held in a Government Money Market Pool, which is maintained at the Board of Treasury Investments. This Pool is limited to full faith and credit US Treasury and Agency investments of less than 13 months maturity

and has an average portfolio maturity not exceeding 90 days. Other investments held by the Commission, primarily escrowed investments held in trust to defease specific bond issues, are maintained in separate accounts outside the Pool. These investments are made only at the direction of the issuers. The Pool's yield increased for the fiscal year to an average of 1.56%.

With the 1,121 issues managed at the end of the fiscal year, the original principal



outstanding was \$3.63 billion. Current total principal outstanding of these issues is \$2.53 billion. Many issues have not yet drawn their full loan. The majority of the issues the Commission handles are Water and Sewer projects, this is

followed by County Schools and Higher Education. The Commission handles a small number of issues for BANS, Parking, Improvements, Civic Center and Hospitals. The Commission serves as fiscal agent for issues from every county in the state.

Since 1991, the Commission has financed its operations from fees assessed for its services. The fee for fiscal year 2020 was 20/100 of 1% of the debt service paid for each issue, with a maximum of no more than \$2,000 per issue or series per year.

Percent		Principal Outstanding
79.5	Water and/or Sewer	\$ 2,007,219,053
14.3	County Schools	360,276,167
6.1	Higher Education	153,375,000
0.1	Other	<u>2,559,332</u>
100.0		\$ 2,523,429,552

7250

SUMMARY OF INVESTMENTS AS OF JUNE 30, 2020
(at cost)

7250

	<u>June 30, 2019</u>	<u>June 30, 2020</u>
Investment Pool	\$ 180,011,392	\$ 180,240,279
Escrowed Investments:		
County School General Obligation:		
Hancock County 2011	0	29,089,626
Monongalia County 2012	0	31,561,794
Preston County 2011	0	19,531,735
Total Escrowed Investments:	<u>0</u>	<u>80,183,155</u>
TOTAL INVESTMENTS	<u>\$ 180,011,392</u>	<u>\$ 260,423,434</u>

DEBT SERVICE ACCOUNTS

	COLLEGES & UNIVERSITIES	COUNTY GENERAL OBLIGATION	COUNTY REVENUE	COUNTY SCHOOL DISTRICTS	PUBLIC SERVICE DISTRICTS	MUNICIPAL GENERAL OBLIGATION	MUNICIPAL REVENUE	TOTAL
Beginning Balance, July 1, 2019	\$ 1,814,915	\$ 52,104	\$ 1,720,972	\$ 40,303,124	\$ 54,202,808	\$ 380,844	\$ 85,095,476	\$ 183,570,243
Add: Remittances	13,737,415	0	2,757,894	153,037,056	63,412,018	163,596	88,806,782	321,914,761
Public Utility Taxes	0	0	0	6,323,339	0	23,690	0	6,347,029
Interest Earned on:								
Escrowed Investments	0	0	0	859,720	0	0	0	859,720
Pool Investments	57,537	811	31,238	475,866	889,225	6,726	1,374,629	2,836,033
Discount Earned on:								
Matured Escrowed Investments	0	0	0	0	0	0	0	0
Miscellaneous	0	0	0	8	42,580	0	0	42,588
Total Receipts	<u>\$ 13,794,952</u>	<u>\$ 811</u>	<u>\$ 2,789,133</u>	<u>\$ 160,695,990</u>	<u>\$ 64,343,823</u>	<u>\$ 194,012</u>	<u>\$ 90,181,411</u>	<u>\$ 332,000,132</u>
Beginning Balance plus Receipts	15,609,867	52,916	4,510,105	200,999,114	118,546,631	574,856	175,276,887	515,570,375
Less: Principal Paid	5,090,000	0	1,643,050	65,400,000	46,548,117	135,000	59,983,134	178,799,302
Interest Paid	8,728,381	0	977,901	12,457,244	12,745,097	34,500	23,546,581	58,489,705
Bondholder Adm Fee Paid	0	0	50,039	0	1,362,751	0	2,454,201	3,866,991
Premium Paid on:								
Matured Escrowed Investments	0	0	0	0	0	0	0	0
Bonds Retired Early	0	0	0	0	0	0	6,557	6,557
Refunds to Issuers	0	0	6,357	7,004,437	1,168,134	185,752	1,901,293	10,265,974
Bank Fees Paid	0	0	0	350	130	0	1,710	2,190
MBC Fees Paid	5,071	0	5,342	41,916	100,759	339	140,997	294,423
BTI Fees Paid	0	0	0	400	0	0	0	400
Miscellaneous	0	0	0	0	0	0	0	0
Total Disbursements	<u>\$ 13,823,452</u>	<u>\$ 0</u>	<u>\$ 2,682,689</u>	<u>\$ 84,904,347</u>	<u>\$ 61,924,989</u>	<u>\$ 355,591</u>	<u>\$ 88,034,474</u>	<u>\$ 251,725,541</u>
Ending Balance, June 30, 2020	<u>\$ 1,786,415</u>	<u>\$ 52,916</u>	<u>\$ 1,827,416</u>	<u>\$ 116,094,767</u>	<u>\$ 56,621,642</u>	<u>\$ 219,265</u>	<u>\$ 87,242,413</u>	<u>\$ 263,844,834</u>

STATEMENT OF 7250 DEBT SERVICE ACCOUNT

	Account Balance		Principal Outstanding June 30, 2020	% Chg in \$ Amount 2019-2020	Number of Issues
	June 30, 2019	June 30, 2020			
<u>Colleges & Universities:</u>	\$ 1,814,915	\$ 1,786,415	\$ 153,375,000	-3.21%	3
<u>County Issues:</u>					
County Commission Revenue	1,720,972	1,827,416	42,977,612	-3.68%	17
County Commission General Obligation	52,104	52,916	0		
County School General Obligation	40,303,124	116,094,767	360,276,167	+16.54%	20
	<u>42,076,200</u>	<u>117,975,098</u>	<u>403,253,779</u>		<u>37</u>
<u>Municipal Issues:</u>					
Municipal Revenue	84,910,360	87,242,413	1,091,888,747	+0.31%	548
Municipal General Obligation	380,844	219,265	1,200,000	-10.11%	1
	<u>85,291,204</u>	<u>87,461,678</u>	<u>1,093,088,747</u>		<u>549</u>
<u>Public Service Districts:</u>	54,387,924	56,621,642	873,712,026	+0.15%	532
Bank Commission Suspense Account	<u>235</u>	<u>226</u>			
Total Assets:	<u>\$ 183,570,478</u>	<u>\$ 263,845,060</u>	<u>\$ 2,523,429,552</u>	<u>+1.98%</u>	<u>1,121</u>
Cash	\$ 3,559,086	\$ 3,421,626			
Escrowed Investments	0	80,183,155			
Pool Investments	<u>180,011,392</u>	<u>180,240,279</u>			
	<u>\$ 183,570,478</u>	<u>\$ 263,845,060</u>			
Percentage Change		+43.73%			

7251	DEPOSITS FOR INVESTMENT			7251
	<u>STATE</u>	<u>LOCAL CURRENT EXPENSE</u>	<u>LOCAL CAP. OUTLAY & PERM. IMP.</u>	<u>7251 GRAND TOTAL</u>
Beginning Balance July 1, 2019	\$ 1,987,622	\$ 8,471,145	\$ 1,175	\$ 10,459,942
Add: Remittance	0	102,530	0	102,530
Int. Earned				
Pool	31,476.31	129,455	11	160,942
Miscellaneous	<u>0</u>	<u>0</u>	<u>0</u>	<u>0</u>
Beginning Balance plus Receipts	2,019,098	8,703,130	1,185	10,723,414
Less: Refunds	0	963,889	0	963,889
Miscellaneous	<u>0</u>	<u>42,580</u>	<u>0</u>	<u>42,580</u>
Ending Balance June 30, 2020	<u>\$ 2,019,098</u>	<u>\$ 7,696,662</u>	<u>\$ 1,185</u>	<u>\$ 9,716,945</u>

SUMMARY OF INVESTMENTS OUTSTANDING AS OF JUNE 30, 2020

(All investments for 7251 are in the Board of Treasury
Investment's Government Money Market Pool, and are carried at cost.)

<u>Account</u>	<u>June 30, 2019</u>	<u>June 30, 2020</u>
State Discretionary	\$ 1,987,287	\$ 2,018,763
Local Current Expense	8,465,283	7,695,738
Capitol Outlay/Permanent Impr.	<u>682</u>	<u>692</u>
Total Investments	10,453,251	9,715,193
Cash	<u>6,692</u>	<u>1,752</u>
Total	<u>\$ 10,459,942</u>	<u>\$ 9,716,945</u>

NEW BONDS ISSUES TO BE ADMINISTERED BY THE MUNICIPAL BOND COMMISSION

July 1, 2019 - June 30, 2020

Issue Date	Issue Amount	Issue	Final Maturity
02/05/2020	\$ 22,115,000	Berkeley County Schools 20 Ref GO	05/01/2025
05/28/2020	1,407,684	Berkeley County PSD 20-A Sewer Revenue	03/01/2040
05/27/2020	9,950,000	Berkeley County PSD 20-A Water Revenue	12/01/2044
05/27/2020	300,000	Berkeley County PSD 20-B Water Revenue	12/01/2023
06/04/2020	10,744,800	Bluefield 20-B Sewer Revenue	12/01/2041
06/05/2020	3,066,273	Bluefield 20-A Sewer Revenue	06/01/2040
08/16/2019	700,000	Central Hampshire PSD 19-A Water Revenue	06/01/2050
08/16/2019	900,000	Central Hampshire PSD 19-C Water Revenue	06/01/2059
07/09/2019	5,681,560	Chapmanville 19-A Water & Sewer Revenue	06/01/2059
05/07/2020	12,859,975	Charleston 20-A Sewer Revenue	03/01/2040
05/21/2020	255,000	Cowen PSD 20-A Water & Sewer Revenue	12/01/2050
12/10/2019	478,100	Craigsville PSD 19-A Water System Design Revenue	06/01/2050
02/27/2020	1,712,148	Culloden PSD 20-A Sewer Revenue	12/01/2049
01/30/2020	1,386,500	Elizabeth 20-A Sewer Revenue	12/01/2049
07/25/2019	323,950	Elizabeth 19 Water Design Revenue	12/01/2049
06/16/2020	5,000,000	Elkins Road PSD 20-A Water Revenue	12/01/2051
04/16/2020	1,345,000	Ellenboro 20-A Water & Sewer Revenue	06/01/2051
10/03/2019	1,010,000	Farmington 19-A Sewer Revenue	06/01/2051
02/27/2020	511,408	Flatwoods-Canoe Run PSD 20-A Water Revenue	06/01/2051
11/08/2019	231,492	Fort Gay 19-A Sewer Grant Anticipation Note	05/01/2021
08/26/2019	9,878,500	Greater Harrison County PSD 19-C Sewer Revenue	06/01/2057
12/17/2019	30,955,000	Hancock County Schools 19 Refunding GO	05/01/2036
12/20/2019	6,170,000	Huntington 19 Sewer Bond Anticipation Note	12/01/2022
05/15/2020	4,000,000	Huntington 20 Stormwater Bond Anticipation Note	05/01/2023
02/11/2020	1,125,400	Mannington 20-A Water Revenue	12/01/2032
04/01/2020	161,800	Mannington 20-B Water Revenue	04/01/2035
12/05/2019	34,016,500	Monongalia County Schools 19 Ref GO	05/01/2033
04/30/2020	1,075,000	North Beckley PSD 20-A Sewer Revenue	03/01/2040
02/27/2020	3,676,500	Nutter Fort 20-A Sewer Revenue	12/01/2059
05/05/2020	19,694,667	Preston County Schools 20 Refunding GO	05/01/2026
03/31/2020	6,000,000	Putnam PSD 20-A Sewer Revenue	12/01/2045
02/11/2020	4,635,700	Ripley 20-A Water Refunding Revenue	02/01/2035
07/09/2019	9,745,000	Roane County Schools 19 GO	06/30/2034
08/28/2019	325,000	Ronceverte 19-A Water Revenue	03/01/2050
10/08/2019	8,400,000	Shady Spring PSD 19 Sewer Revenue	09/01/2039
03/25/2020	283,000	Union 20-A Water & Sewer Revenue	12/01/2050
01/13/2020	10,040,000	West Dunbar PSD 20-A Sewer Revenue	12/01/2059
	\$ 230,160,957	37 New Issues	

PAID OUT ISSUES ADMINISTERED BY THE MUNICIPAL BOND COMMISSION

July 1, 2019 - June 30, 2020

<u>Issue Date</u>	<u>Issue Amount</u>	<u>Issue</u>	<u>Paid Out</u>
04/13/1999	183,285	Ansted 99 Sewer System Design Revenue	12/01/2019
12/21/2006	50,000	Armstrong PSD 06-A Sewer Revenue Bond Anticipation Note	12/01/2019
12/28/2017	10,000,000	Berkeley County PSD Water 17 Bond Anticipation Note, Called	05/28/2020
02/17/2010	51,500,000	Berkeley County Schools 10 GO Escrow, Called	05/01/2020
10/28/1982	86,500	Beverly 82-B Sewer Revenue	10/01/2019
01/29/2010	300,000	Bluewell PSD 10-A Water Revenue	02/01/2020
10/22/1998	1,797,894	Buffalo Creek PSD 98-A Sewer Revenue	12/01/2019
08/24/1999	140,000	Chapmanville 99-A Water & Sewer Revenue	06/01/2020
09/29/1998	437,601	Charles Town 98 Water & Sewer Design Revenue	09/01/2019
04/26/2013	9,220,000	Clarksburg 13-A Water Refunding Revenue	09/01/2019
09/13/1982	87,894	Elizabeth 82-B Sewer Revenue	10/01/2019
06/04/1998	160,000	Flemington 98-A Sewer Revenue	12/01/2019
05/17/2018	110,000	Gilbert 18-A Water Grant Anticipation Note, Called	11/27/2019
08/29/2018	87,000	Gilbert 18-B Water Grant Anticipation Note, Called	11/27/2019
09/29/1998	46,875	Gilbert 98-A Sewer Revenue	03/01/2020
03/20/2014	2,900,000	Glenville 14-A Water & Sewer Revenue, Called	10/01/2019
06/24/2010	878,500	Greater Harrison County PSD 10-A Sewer Revenue, Called	08/27/2019
06/23/1983	910,000	Greenbrier PSD #1 83-B Sewer Revenue	10/01/2019
02/28/2017	71,500	Hammond PSD 17-A Water Refunding Revenue	10/01/2019
06/22/1999	2,083,550	Huntington 99 Sewer Revenue	06/01/2020
02/28/1984	144,089	Huttonsville PSD 84-B Sewer Revenue	10/01/2019
08/02/2012	11,590,000	Jefferson County Schools 12 Refunding GO	05/01/2020
12/14/1999	330,000	Logan County PSD 99-D Water Revenue	10/01/2019
10/27/1982	89,500	New Haven 82-B Sewer Subordinate Revenue	10/01/2019
01/28/1999	8,090,898	North Beckley PSD 99 Sewer Revenue	06/01/2020
11/30/2004	117,237	Norton-Harding-Jimtown PSD 04-A Water Revenue	10/01/2019
10/22/2014	715,513	Parkersburg 14-A Water & Sewer Revenue	11/01/2019
03/01/2014	2,620,000	Pea Ridge PSD 04-A Sewer Revenue	05/01/2020
06/23/2015	778,000	Ripley 15-A Water Revenue, Called	02/12/2020
09/13/2001	659,000	Romney 01 Sewer Refunding Revenue	10/01/2019
07/28/1982	195,500	Romney 82-B Sewer Revenue	10/01/2019
08/12/1982	795,515	Shady Spring PSD 82-B Sewer Revenue	10/01/2019
11/25/1998	1,202,100	Shady Spring PSD 98-A Sewer Revenue	03/01/2020
11/21/2003	910,000	Sistersville 03 Water Refunding Revenue	06/01/2020
05/22/2013	19,300,000	Wood County Schools 13 Refunding GO	05/01/2020
	<u>\$ 128,587,951</u>	35 Paid Out Issues	

BOND COUNSELS

<u>Code</u>	<u>Name</u>	<u>Address</u>	<u>Telephone</u>
BR	Bowles Rice, LLP	600 Quarrier Street, Suite 2121, Charleston, WV 25301	304-347-1100
D&S	Dinsmore & Shohl	707 Virginia Street E, Suite 1300, Charleston, WV 25301	304-357-0900
G&G	Goodwin & Goodwin	300 Summers St, Suite 1500, Charleston, WV 25301	304-346-7000
JK	Jackson Kelly	500 Lee Street E, Suite 1600, Charleston, WV 25301	304-340-1000
JTP	John T Poffenbarger	1578 Kanawha Blvd, Apt 4D, Charleston, WV 25311	304-762-5925
S&J	Steptoe & Johnson	Chase Tower, 17th Floor, 707 Virginia St E, Charleston, WV 25301	304-353-8000
STB	Spilman, Thomas & Battle	300 Kanawha Blvd E., PO Box 273, Charleston, WV 25301	304-340-3800
WLO	White Law Office	600 Kanawha Blvd. E, Suite 201, Charleston, WV 25301	304-720-1400

PAYING AGENT BANKS - PUBLIC BONDHOLDERS

CODE	BANK NAME AND ADDRESS
BBT GOV	BB&T Governmental Finance, 223 W Nash Street, Wilson, NC 27893
BANK NY MELLON	Bank of New York, 385 Rifle Camp Road, 3rd Floor, Corporate Trust, Woodland Park, NJ 07424
BANK NY TRUST	Bank of New York, 385 Rifle Camp Road, 3rd Floor, Corporate Trust, Woodland Park, NJ 07424
CITY NB	City National Bank, One Park Avenue, Beckley, WV 25801
CVB	Capon Valley Bank, PO Box 119, 2 West Main Street, Wardensville, WV 26851
DTC	Depository Trust Company, 55 Water Street, New York, NY 10041
FARMERS	Farmers National Bank, 20 South Broad Street, Canfield, OH 44406
FNBRB	1st Neighborhood Bk c/o Pacific Coast Bankers' Bk, 4416 Emerson Avenue, Parkersburg, WV 26104
HUNT OH	Huntington National Bank, 525 Vine Street, Cincinnati, OH 45202
GCB	The Grant County Bank, PO Box 929, 3 North Main Street, Petersburg, WV 26847
JPMC	JP Morgan Chase, 370 South Cleveland Ave, Floor 2, Westerville, OH 43081
KEY BK	Key Bank, 1000 South McCaslin Blvd, Superior, CO 80027
MCNB	MCNB Bank & Trust, 75 Wyoming Street, Welch, WV 24801
MVB	MVB Bank, Inc, 301 Virginia Avenue, Fairmont, WV 26554
NBB	National Bank of Blacksburg, 100 South Main Street, Blacksburg, VA 24060
OVB	Ohio Valley Bank Comp, 420 3rd Avenue, Gallipolis, OH 45631
PCB	Pendleton Community Bank, 128 N Main Street, Franklin, WV 26807
PREMIER	Premier Bank, 300 State St., Madison, WV 25130
ROM	Bank of Romney, 95 East Main Street, Romney, WV 26757
SIGNBK	Signature Bank, 600 Washington Ave., Suite 305, Towson, MD 21204
SUMMIT CM B	Summit Community Bank, 310 N Main St, Moorefield, WV 26836
SUNFLOWER	Sunflower Bank, 3025 Cortland Circle, Salina, KS 67401
UB-MORGANTOWN	United Bank, 990 Elmer Prince Drive, Morgantown, WV 26505
UB-PARKERSBURG	United Bank, Corporate Trust Dept, PO Box 393, Charleston, WV 25322
VRA	Virginia Resources Authority, 1111 East Main Street, Suite 1920, Richmond, VA 23219
WESBK-WHEEL	WesBanco Bank, Inc, Trust Wires/12100756, 1 Bank Plaza, Wheeling, WV 26003

PAYING AGENT BANKS - GOVERNMENTAL BONDHOLDERS

<u>CODE</u>	<u>PAYING AGENT</u>	<u>BANK NAME AND ADDRESS</u>	<u>AGENCY</u>
BNY	Bank of New York	Bank of NY, 385 Rifle Camp Rd, 3rd Floor, Corp Trust, Woodland Park, NJ 07424	WDA
BBT/WDA	BB&T	BB&T, 300 Summers Street, Charleston, WV 25301	WDA
BPH	BPH	Bureau of Public Health, Internal Governmental Transfer	BPH
GMAC-CPLT1:B1T	Wells Fargo/Berkadia	Berkadia Commerical Mortgage, LLC (GMAC), PO Box 1657, Horsham, PA 19044	
DEP	DEP	Department of Environmental Protection, Internal Governmental Transfer	DEP
UNB	United Bank	United Bank, Corporate Trust Dept, PO Box 393, Charleston, WV 25322	IJDC

GOVERNMENTAL AGENCIES

<u>CODE</u>	<u>NAME</u>	<u>ADDRESS</u>	<u>TELEPHONE</u>
BPH	Bureau of Public Health	350 Capitol Street, Room 313, Charleston WV 25301-3713	304-356-4301
DEP	Depart of Environmental Protection	601 57th Street SE, Charleston, WV 25304	304-926-0499
IJDC	Infrastructure Job Develop Council	c/o WDA 1009 Bullitt Street, Charleston, WV 25301	304-414-6500
WDA	Water Development Authority	1009 Bullitt Street, Charleston, WV 25301	304-414-6500

ACTIVE BOND ACCOUNTS

The following is a listing of all the active bond accounts maintained by the Commission, as of the report date. Discretionary accounts and Sinking Fund Accounts for paid out issues are not included. All bond issues paid by the Commission, whether as the paying agent, or through a paying agent, are listed. All reserve accounts for issues paid by others are also included.

ACCOUNT NAME -- The name includes the issuer, year, type of issue, and whether the issue is a revenue (REV) or general obligation (GO) issue. All GOs are labeled as such. Additional accounts include Reserve (RES), Depreciation (DEP) or Repair & Replacement (R&R) accounts. On GO issues over \$5 million, tax collections surplus to annual debt service are transferred to a Surplus Collection (SUR COL) account. Issues labeled ESCROW have either been fully funded in cash, or have had specific US Treasury investments purchased to defease the issue with future earnings. Any Reserve accounts labeled (R)* are restricted reserves that the funds have future obligations.

ISSUE DATE -- The date of issue is shown in this column.

INTEREST RATE -- This column shows the interest rate, or range of rates, at which this bond was issued. It reflects the actual coupon rate. It is always listed from lowest to highest regardless of the order. Some rates may have matured, and no longer be outstanding.

ORIGINAL ISSUE -- This column indicates the amount of the original issue.

OUTSTANDING -- This column indicates the principal outstanding as of the report date.

ACCOUNT BALANCE -- This column indicates the account balance as of the report date. If this is an escrow account, the balance may include both cash and escrow securities. The investments are carried at cost, which may be different than their matured value, but will defease the issue.

LAST DEBT -- This column gives the final maturity year for the bond issue. In some cases where a bond has been advance refunded with escrows purchased for a future call, the year of final call rather than the original final maturity may be shown.

PAYING AGENT -- The Commission pays all funds for the debt service to these banks. Due to numerous bank mergers and name changes, the bank shown in this column may not agree with the bank named on the original bond (see Paying Agent address page).

If a reserve is covered through a Guaranteed Policy rather than funded with cash, then either "LOC" for Letter of Credit or "SB" for Surety Bond will be listed.

COUNSEL-LEGAL OPINIONS -- The Commission does not have legal opinions for these issues. If a legal opinion is needed, it can be obtained from the bond counsel for the issue (see Bond Counsel address page).

If a reserve is covered through a Guaranteed Policy rather than funded with cash, then the final maturity date of the Guaranteed Policy will be listed.

DISCLAIMER

While every attempt has been made to verify the accuracy of this data, no guarantee of accuracy should be assumed.

ACCOUNT NAME	ISSUE DATE	INTEREST	ORIGINAL ISSUANCE	6/30/2020 OUTSTANDING	6/30/2020 ACCT BALANCE	LAST DEBT	PAYING AGENT	BOND COUNSEL
Adrian PSD 00-A Water Reserve	10/06/00				96,302.33			
Adrian PSD 04-A Water Reserve	02/18/04				66,458.63			
Adrian PSD 08-A Water Reserve	10/23/08				97,435.40			
Adrian PSD 08-B Water Revenue	10/23/08	0.000 - 0.000	500,000	369,280	2,184.50	09/48	UNB	JK
Adrian PSD 08-B Water Reserve	10/23/08				13,639.36			
Adrian PSD 15-A Water Revenue	12/17/15	0.000 - 0.000	3,517,184	3,264,305	8,388.76	12/55	UNB	S&J
Adrian PSD 15-A Water Reserve	12/17/15				95,946.91			
Adrian PSD 17-A Water Reserve	05/26/17				2,473.59			
Adrian PSD 19-A Water Revenue	04/30/19	4.700 - 4.700	370,000	341,859	3,967.05	06/29	MVB:BH	S&J
Adrian PSD 19-A Water Reserve	04/30/19				4,032.68			
Adrian PSD 88 (Series 89) Water Reserve	07/21/88				58,652.20			
Adrian PSD 96-A Water Reserve	09/11/96				36,004.89			
Adrian PSD 96-B Water Reserve	09/11/96				47,080.96			
Albright 09-A Water Revenue	05/21/09	0.000 - 0.000	324,394	229,315	1,688.76	03/45	UNB	S&J
Albright 09-A Water Reserve	05/21/09				9,807.72			
Alderson 15-A Sewer Refunding Revenue	02/26/15	3.400 - 3.400	97,650	41,400	1,160.34	10/23	OVB:BH	S&J
Alderson 15-A Sewer Refunding Reserve	02/26/15				9,819.09			
Alderson 15-B Sewer Refunding Revenue	02/26/15	3.500 - 3.500	334,300	184,171	3,328.75	10/25	OVB:BH	S&J
Alderson 15-B Sewer Refunding Reserve	02/26/15				33,613.74			
Alderson 16-A Sewer Revenue	08/25/16	0.500 - 0.500	3,040,543	2,294,424	28,758.67	12/27	UNB	S&J
Alderson 16-A Sewer Reserve	08/25/16				327,720.02			
Alderson 16-B Sewer Revenue	08/25/16	0.500 - 0.500	531,501	445,394	3,438.69	06/56	UNB	S&J
Alderson 16-B Sewer Reserve	08/25/16				15,985.24			
Alderson 86-B Sewer Revenue	08/18/86	0.000 - 0.000	90,762	13,963	1,817.36	10/25	BNY	S&J
Alderson 86-B Sewer Reserve	08/18/86				2,451.26			
Alderson 13-A Water Revenue	08/16/13	4.100 - 4.100	200,000	74,343	2,146.75	09/23	UB -Parkersburg	S&J
Alderson 13-A Water Reserve	08/16/13				14,231.50			

ACCOUNT NAME	ISSUE DATE	INTEREST	ORIGINAL ISSUANCE	6/30/2020 OUTSTANDING	6/30/2020 ACCT BALANCE	LAST DEBT	PAYING AGENT	BOND COUNSEL
Alpine Lake 08-A Sewer Reserve	01/10/08				187,068.85			
Alpine Lake 06-A Water Reserve	08/10/06				92,506.35			
Alpine Lake 06-B Water Reserve	08/10/06				49,686.05			
Ansted 00 Sewer Revenue	12/11/00	0.000 - 0.000	580,645	227,398	3,736.96	03/32	DEP	S&J
Ansted 00 Sewer Reserve	12/11/00				20,435.28			
Armstrong PSD 02-A Sewer Revenue	12/01/02	4.000 - 5.600	785,000	255,000	9,885.36	04/25	DTC	S&J
Armstrong PSD 02-A Sewer Reserve	12/01/02				62,940.00			
Armstrong PSD (Deepwater) 94-A Sewer Revenue	11/15/94	6.750 - 6.750	429,000	280,530	9,478.69	10/33	BNY	JK
Armstrong PSD (Deepwater) 94-A Sewer Reserve	11/15/94				31,598.00			
Armstrong PSD 01-A Water Reserve	12/13/01				30,466.16			
Armstrong PSD 11-A Water Reserve	03/28/11				26,723.19			
Athens 00 Water & Sewer Revenue	05/24/00	2.000 - 2.000	711,976	42,744	11,816.09	06/21	DEP	S&J
Athens 00 Water & Sewer Reserve	05/24/00				43,517.19			
Athens 04-A Water & Sewer Revenue	05/26/04	0.000 - 0.000	303,000	186,915	2,877.28	03/44	UNB	S&J
Athens 04-A Water & Sewer Reserve	05/26/04				10,773.04			
Athens 04-B Water & Sewer Revenue	05/26/04	0.000 - 0.000	2,262,000	1,149,850	29,635.36	09/35	DEP	S&J
Athens 04-B Water & Sewer Reserve	05/26/04				79,678.04			
Barrackville 10-A Sewer Revenue	12/22/10	0.000 - 0.000	3,329,658	2,929,658	4,651.48	12/50	UNB	S&J
Barrackville 10-A Sewer Reserve	12/22/10				42,176.38			
Barrackville 10-B Sewer Revenue	12/22/10	0.000 - 0.000	2,500,000	2,129,088	5,008.10	06/42	DEP	S&J
Barrackville 10-B Sewer Reserve (R)*	12/22/10				39,109.32			
Barrackville 85-A Sewer Revenue	12/09/85	9.750 - 9.750	618,894	272,691	40,510.11	10/25	BNY	S&J
Barrackville 85-A Sewer Reserve (R)*	12/09/85				65,387.62			
Barrackville 85-B Sewer Revenue	12/09/85	0.000 - 0.000	308,106	48,648	12,669.83	10/25	BNY	S&J
Barrackville 85-B Sewer Reserve (R)*	12/09/85				13,030.31			
Barrackville 87-A Sewer Revenue	11/06/87	8.380 - 8.380	100,379	45,364	5,803.09	10/26	BNY	S&J
Barrackville 87-A Sewer Reserve (R)*	11/06/87				9,288.00			

ACCOUNT NAME	ISSUE DATE	INTEREST	ORIGINAL ISSUANCE	6/30/2020 OUTSTANDING	6/30/2020 ACCT BALANCE	LAST DEBT	PAYING AGENT	BOND COUNSEL
Barrackville 87-B Sewer Revenue	11/06/87	0.000 - 0.000	24,621	4,535	617.58	10/26	BNY	S&J
Barrackville 87-B Sewer Reserve (R)*	11/06/87				992.89			
Bath 02-A Water Revenue	12/09/02	0.000 - 0.000	1,150,000	507,899	12,994.17	09/33	BPH	JK
Bath 02-A Water Reserve	12/09/02				38,440.11			
Bath 06-A Water Revenue	08/29/06	0.000 - 0.000	1,250,000	708,316	8,602.18	06/37	BPH	JK
Bath 06-A Water Reserve	08/29/06				41,786.34			
Bath 06-B Water Revenue	08/29/06	0.000 - 0.000	1,237,000	840,835	5,634.81	06/46	UNB	JK
Bath 06-B Water Reserve	08/29/06				32,431.22			
Bath 08-A Water Refunding Revenue	11/05/08	4.290 - 4.290	1,091,000	369,168	19,452.71	09/24	BBT Govment	S&J
Bath 08-A Water Refunding Reserve	11/05/08				95,706.17			
Bath 09-A Water Revenue	10/29/09	0.000 - 0.000	2,193,910	1,517,439	6,763.42	03/41	BPH	S&J
Bath 09-A Water Reserve	10/29/09				73,339.02			
Bath 14-A Water Revenue	11/20/14	1.000 - 1.000	1,000,000	907,528	2,896.53	09/54	UNB	S&J
Bath 14-A Water Reserve	11/20/14				20,290.00			
Beckley 09 Parking Refunding Revenue	09/17/09	3.750 - 4.700	1,485,000	655,000	28,206.35	06/26	DTC	S&J
Beckley 09 Parking Refunding Reserve	09/17/09				66,688.79			
Beckley 04-A Sewer Revenue	09/28/04	2.000 - 2.000	9,039,000	3,099,371	150,613.30	06/26	DEP	VLF
Beckley 04-A Sewer Reserve	09/28/04				552,479.86			
Beckley 09-A Sewer Revenue	09/18/09	2.000 - 2.000	679,316	364,970	11,318.40	03/30	DEP	JK
Beckley 09-A Sewer Reserve	09/18/09				41,521.50			
Beckley 09-C Sewer Revenue	09/18/09	0.000 - 0.000	1,035,783	781,829	5,467.77	09/49	DEP	JK
Beckley 09-C Sewer Reserve	09/18/09				27,412.38			
Beckley 15-A Sewer Revenue	10/22/15	0.500 - 0.500	3,740,214	3,351,115	14,284.77	06/46	DEP	S&J
Beckley 15-A Sewer Reserve	10/22/15				138,099.63			
Beckley 17 Sewer Refunding Revenue	06/22/17	2.750 - 3.350	15,450,000	14,235,000	347,027.76	06/33	SUNFLOWER	D&S
Beckley 17 Sewer Refunding Reserve	06/22/17				502,743.80			
Beckley 10-A Stormwater Revenue	12/15/10	3.870 - 3.870	2,000,000	1,247,958	25,403.71	01/31	JPMC:BH	S&J

ACCOUNT NAME	ISSUE DATE	INTEREST	ORIGINAL ISSUANCE	6/30/2020 OUTSTANDING	6/30/2020 ACCT BALANCE	LAST DEBT	PAYING AGENT	BOND COUNSEL
Belington 04-A Water & Sewer Reserve	07/15/04				19,329.51			
Belington 04-B Water & Sewer Reserve	07/15/04				54,656.82			
Belington 04-C Water & Sewer Revenue	07/15/04	0.000 - 0.000	1,000,000	623,376	2,727.35	06/44	UNB	S&J
Belington 04-C Water & Sewer Reserve	07/15/04				27,396.73			
Belington 12-A Water & Sewer Revenue	09/20/12	0.000 - 0.000	1,250,000	1,034,914	3,011.75	09/52	UNB	S&J
Belington 12-A Water & Sewer Reserve	09/20/12				21,389.45			
Belington 12-B Water & Sewer Reserve	09/20/12				40,724.30			
Belington 12-C Water & Sewer Reserve	09/20/12				31,757.71			
Belington 13-A Water & Sewer Revenue	11/13/13	1.000 - 1.000	667,188	557,048	3,854.74	09/53	UNB	S&J
Belington 13-A Water & Sewer Reserve	11/13/13				11,071.63			
Belington 97-A Water & Sewer Revenue	03/03/97	6.250 - 6.250	475,000	326,401	15,153.16	10/35	BNY	S&J
Belington 97-A Water & Sewer Reserve	03/03/97				33,035.36			
Belle 08-A Sewer Revenue	11/20/08	0.000 - 0.000	1,945,100	1,264,302	6,446.18	12/39	DEP	S&J
Belle 08-A Sewer Reserve	11/20/08				68,393.42			
Belle 09-A Sewer Revenue	09/25/09	0.000 - 0.000	275,396	188,186	1,814.30	12/40	DEP	S&J
Belle 09-A Sewer Reserve	09/25/09				9,689.50			
Belle 17-A Sewer Revenue	07/11/17	0.250 - 0.250	4,045,000	3,894,581	10,211.86	06/57	DEP	S&J
Belle 17-A Sewer Reserve	07/11/17				17,652.30			
Belmont 04-A Sewer Revenue	08/19/04	0.000 - 0.000	1,219,978	640,488	28,555.48	03/36	DEP	S&J
Belmont 04-A Sewer Reserve	08/19/04				48,344.61			
Belmont 97-A Water Revenue	12/15/97	6.250 - 6.250	1,302,490	899,702	55,240.54	10/35	BNY	S&J
Belmont 97-A Water Reserve	12/15/97				91,059.37			
Benwood 11-A Water Revenue	03/17/11	0.000 - 0.000	1,548,512	1,228,512	3,772.02	03/51	UNB	S&J
Benwood 11-A Water Reserve	03/17/11				42,138.34			
Benwood 00-A Sewer Revenue	12/20/00	0.000 - 0.000	318,300	124,644	3,022.63	03/32	DEP	S&J
Benwood 00-A Sewer Reserve	12/20/00				11,075.44			
Benwood 00-B Sewer Revenue	12/20/00	0.000 - 0.000	245,600	129,895	1,679.18	12/40	UNB	S&J

ACCOUNT NAME	ISSUE DATE	INTEREST	ORIGINAL ISSUANCE	6/30/2020 OUTSTANDING	6/30/2020 ACCT BALANCE	LAST DEBT	PAYING AGENT	BOND COUNSEL
Benwood 00-B Sewer Reserve	12/20/00				6,617.26			
Benwood 17-A Sewer Revenue	07/11/17	0.250 - 0.250	2,404,539	2,179,568	7,014.79	06/57	DEP	S&J
Benwood 17-A Sewer Reserve	07/11/17				12,107.16			
Berkeley County Schools 20 Ref GO	02/05/20	2.000 - 5.000	22,115,000	18,685,000	129,806.71	05/25	DTC	S&J
Berkeley County Schools 20 Ref Sur Col	02/05/20				849,550.19			
Berkeley County Schools 20 Ref Spec Sur	02/05/20				1,159,018.33			
Berkeley County Sewer PSD 00-A Revenue	05/25/00	0.000 - 0.000	937,500	320,292	3,493.09	09/30	DEP	S&J
Berkeley County Sewer PSD 00-A Reserve	05/25/00				33,100.55			
Berkeley County Sewer PSD 01-A Revenue	03/30/01	1.000 - 1.000	429,000	18,166	2,266.83	03/21	UNB	S&J
Berkeley County Sewer PSD 01-A Reserve	03/30/01				24,475.74			
Berkeley County Sewer PSD 01-B Revenue	08/07/01	0.000 - 0.000	2,909,850	1,115,424	13,495.36	12/31	DEP	S&J
Berkeley County Sewer PSD 01-B Reserve	08/07/01				0.00		SB	12/01/2031
Berkeley County Sewer PSD 02-A Revenue	05/09/02	0.000 - 0.000	750,000	306,250	2,785.76	09/32	DEP	S&J
Berkeley County Sewer PSD 02-A Reserve	05/09/02				26,417.67			
Berkeley County Sewer PSD 02-B Revenue	07/11/02	0.000 - 0.000	456,548	186,396	1,700.04	09/32	DEP	S&J
Berkeley County Sewer PSD 02-B Reserve	07/11/02				16,397.66			
Berkeley County Sewer PSD 02-C Revenue	08/28/02	0.000 - 0.000	30,500,000	14,337,592	123,562.86	03/34	DEP	S&J
Berkeley County Sewer PSD 02-C Reserve	08/28/02				0.00		SB	03/01/2034
Berkeley County Sewer PSD 02-D Revenue	08/28/02	5.800 - 5.800	4,965,465	3,899,644	158,946.02	10/39	BNY	S&J
Berkeley County Sewer PSD 02-D Reserve	08/28/02				0.00		SB	10/01/2039
Berkeley County Sewer PSD 02-E Revenue	08/28/02	5.800 - 5.800	560,822	455,100	16,879.02	10/41	BBT/WDA	S&J
Berkeley County Sewer PSD 02-E Reserve	08/28/02				37,343.96			
Berkeley County Sewer PSD 03-A Revenue	08/14/03	2.000 - 2.000	252,922	51,847	1,732.51	12/23	DEP	S&J
Berkeley County Sewer PSD 03-A Reserve	08/14/03				15,461.08			
Berkeley County Sewer PSD 03-B Revenue	08/14/03	2.000 - 2.000	330,862	67,821	2,281.07	12/23	DEP	S&J
Berkeley County Sewer PSD 03-B Reserve	08/14/03				20,224.22			
Berkeley County Sewer PSD 04-A Revenue	11/30/04	0.000 - 0.000	1,999,600	1,115,719	6,077.54	09/39	UNB	S&J

ACCOUNT NAME	ISSUE DATE	INTEREST	ORIGINAL ISSUANCE	6/30/2020 OUTSTANDING	6/30/2020 ACCT BALANCE	LAST DEBT	PAYING AGENT	BOND COUNSEL
Berkeley County Sewer PSD 04-A Reserve	11/30/04				0.00		SB	09/01/2039
Berkeley County Sewer PSD 09-A Revenue	07/31/09	4.000 - 5.300	2,695,000	1,565,000	94,417.38	03/29	DTC	S&J
Berkeley County Sewer PSD 09-A Reserve	07/31/09				226,815.08			
Berkeley County Sewer PSD 09-B Revenue	07/31/09	0.000 - 0.000	1,000,000	536,805	11,684.51	09/29	UNB	S&J
Berkeley County Sewer PSD 09-B Reserve	07/31/09				0.00		SB	09/01/2029
Berkeley County Sewer PSD 13-C Refunding Revenue	12/19/13	2.000 - 3.500	2,880,000	1,570,000	240,172.27	10/25	DTC	S&J
Berkeley County Sewer PSD 13-C Refunding Reserve	12/19/13				289,580.20			
Berkeley County Sewer PSD 13-D Revenue	12/20/13	0.000 - 0.000	1,116,602	767,652	5,187.60	03/34	UNB	S&J
Berkeley County Sewer PSD 13-D Reserve	12/20/13				0.00		SB	03/01/2034
Berkeley County Sewer PSD 15-A Revenue	02/12/15	0.000 - 0.000	26,435,450	23,162,840	70,616.92	12/54	DEP	S&J
Berkeley County Sewer PSD 15-A Reserve	02/15/15				0.00		SB	12/01/2054
Berkeley County Sewer PSD 15-B Revenue	02/12/15	1.000 - 1.000	10,623,472	9,858,122	31,146.35	12/54	UNB	S&J
Berkeley County Sewer PSD 15-B Reserve	02/12/15				0.00		SB	12/01/2054
Berkeley County Sewer PSD 15-C Revenue	02/12/15	1.000 - 4.500	16,970,000	16,225,000	161,245.89	10/35	DTC	S&J
Berkeley County Sewer PSD 15-C Reserve	02/12/15				0.00		SB	10/01/2035
Berkeley County Sewer PSD 16-A Revenue	02/24/16	0.000 - 0.000	163,871	131,087	1,127.82	06/36	UNB	S&J
Berkeley County Sewer PSD 16-A Reserve	02/24/16				3,454.06			
Berkeley County Sewer PSD 16-B Revenue	04/21/16	1.450 - 5.000	29,300,000	28,070,000	181,203.64	06/46	DTC	S&J
Berkeley County Sewer PSD 16-B Reserve	04/21/16				0.00		SB	06/01/2045
Berkeley County Sewer PSD 17-A Revenue	06/30/17	0.000 - 0.000	1,100,000	999,797	4,592.50	06/40	UNB	S&J
Berkeley County Sewer PSD 17-A Reserve	06/30/17				57,670.69			
Berkeley County Sewer PSD 17-B Refunding Revenue	11/01/17	2.300 - 2.300	8,587,000	7,426,900	830,359.89	10/26	BBT Govment	S&J
Berkeley County Sewer PSD 17-B Refunding Reserve	11/01/17				0.00		SB	10/01/2026
Berkeley County PSD 20-A Sewer Revenue	05/28/20	2.750 - 2.750	1,407,684	25,500	0.00	03/40	DEP	S&J
Berkeley County PSD 20-A Sewer Reserve	05/28/20				0.00			
Berkeley County Sewer PSD 86-B Revenue	03/07/86	0.000 - 0.000	1,638,194	258,662	41,688.43	10/25	BNY	S&J
Berkeley County Sewer PSD 86-B Reserve	03/07/86				0.00		SB	10/01/2025

ACCOUNT NAME	ISSUE DATE	INTEREST	ORIGINAL ISSUANCE	6/30/2020 OUTSTANDING	6/30/2020 ACCT BALANCE	LAST DEBT	PAYING AGENT	BOND COUNSEL
Berkeley County Sewer PSD 90-A Revenue	05/03/90	7.850 - 7.850	828,629	463,782	41,330.67	10/29	BNY	S&J
Berkeley County Sewer PSD 90-A Reserve	05/03/90				0.00		SB	10/01/2029
Berkeley County Sewer PSD 90-B Revenue	05/03/90	0.000 - 0.000	38,669	9,915	1,406.51	10/29	BNY	S&J
Berkeley County Sewer PSD 90-B Reserve	05/03/90				1,191.87			
Berkeley County Sewer PSD 94-A Revenue	10/05/94	6.750 - 6.750	494,288	323,222	20,749.18	10/33	BNY	S&J
Berkeley County Sewer PSD 94-A Reserve	10/05/94				36,606.82			
Berkeley County Sewer PSD 99-A Revenue	10/28/99	0.000 - 0.000	30,707,296	11,382,874	125,036.02	03/31	DEP	S&J
Berkeley County Sewer PSD 99-A Reserve	10/28/99				0.00		SB	03/01/2031
Berkeley County PSD 01-A Water Revenue	10/25/01	5.800 - 5.800	2,010,000	1,539,878	67,906.56	10/39	BNY	S&J
Berkeley County PSD 01-A Water Reserve	10/25/01				0.00		SB	10/01/2039
Berkeley County PSD 03-C Water Revenue	05/15/03	5.000 - 5.000	2,430,000	691,422	148,654.65	10/23	BNY	S&J
Berkeley County PSD 03-C Water Reserve	05/15/03				195,295.64			
Berkeley County PSD 12-A Water Revenue	12/20/12	1.000 - 2.375	7,425,000	3,690,000	533,088.94	12/24	DTC	S&J
Berkeley County PSD 12-A Water Reserve	12/20/12				743,660.22			
Berkeley County PSD 12-B Water Revenue	12/20/12	1.000 - 3.250	7,800,000	7,495,000	170,254.74	12/32	DTC	S&J
Berkeley County PSD 12-B Water Reserve	12/20/12				740,151.75			
Berkeley County PSD 13-A Water Refunding Revenue	12/30/13	2.000 - 4.500	9,900,000	9,625,000	397,499.68	12/33	DTC	S&J
Berkeley County PSD 13-A Water Refunding Reserve	12/30/13				0.00		SB	12/01/2033
Berkeley County PSD 13-B Water Refunding Revenue	12/30/13	1.400 - 3.950	2,875,000	330,000	226,578.16	12/20	DTC	S&J
Berkeley County PSD 13-B Water Refunding Reserve	12/30/13				287,950.65			
Berkeley County PSD 15-A Water Refunding Revenue	02/26/15	2.000 - 3.250	9,575,000	8,990,000	197,560.18	12/36	DTC	S&J
Berkeley County PSD 15-A Water Refunding Reserve	02/26/15				0.00		SB	12/01/2036
Berkeley County PSD 15-C Water Refunding Revenue	10/01/15	0.600 - 3.700	9,910,000	9,730,000	75,879.13	12/37	DTC	S&J
Berkeley County PSD 15-C Water Refunding Reserve	10/01/15				0.00		SB	12/01/2037
Berkeley County PSD 15-D Water Refunding Revenue	10/01/15	2.000 - 3.000	2,150,000	1,925,000	61,449.98	12/25	DTC	S&J
Berkeley County PSD 15-D Water Refunding Reserve	10/01/15				0.00		SB	12/01/2025
Berkeley County PSD 15-E Water Refunding Revenue	12/01/15	2.000 - 3.000	5,460,000	3,845,000	232,798.43	12/28	DTC	S&J

ACCOUNT NAME	ISSUE DATE	INTEREST	ORIGINAL ISSUANCE	6/30/2020 OUTSTANDING	6/30/2020 ACCT BALANCE	LAST DEBT	PAYING AGENT	BOND COUNSEL
Berkeley County PSD 15-E Water Refunding Reserve	12/01/15				0.00		SB	12/01/2028
Berkeley County PSD 16-A Water Revenue	07/20/16	3.000 - 3.000	5,213,278	4,999,585	58,146.01	06/39	UNB	S&J
Berkeley County PSD 16-A Water Reserve	07/20/16				40,648.27			
Berkeley County PSD 20-A Water Revenue	05/27/20	3.000 - 3.125	9,950,000	9,950,000	51,783.83	12/44	DTC	S&J
Berkeley County PSD 20-A Water Reserve	05/27/20				0.00		SB	12/01/2044
Berkeley County PSD 20-B Water Revenue	05/27/20	2.100 - 2.400	300,000	300,000	27,806.44	12/23	DTC	S&J
Berkeley County PSD 20-B Water Reserve	05/27/20				0.00		SB	12/01/2023
Berkeley County (Hedgesvile 93-B) PSD 93-C Water Revenue	03/08/93	0.000 - 0.000	17,629	5,424	414.98	10/31	BNY	BR
Berkeley County (Hedgesvile 93B) PSD 93C W Reserve	03/08/93				452.70			
Berkeley County (Opequon 93) PSD 93-D Water Revenue	07/29/93	6.750 - 6.750	10,257,957	6,669,389	419,598.06	04/33	BNY	BR
Berkeley County (Opequon 93) PSD 93-D W Reserve *	07/29/93				115,729.56		SB	04/01/2033
Berkeley County (Hedgesvile 93-A) PSD 93-B Water Revenue	03/08/93	7.750 - 7.750	528,871	330,935	24,334.14	10/31	BNY	BR
Berkeley County (Hedgesvile 93A) PSD 93B W Reserve	03/08/93				43,414.95			
Berkeley County (Hedgesvile 96) PSD 96 Water Revenue	08/06/96	6.250 - 6.250	677,158	464,086	25,576.96	10/35	BNY	BR
Berkeley County (Hedgesvile 96) PSD 96 W Reserve	08/06/96				0.00		SB	10/01/2035
Bethany 05-A Sewer Revenue	02/22/05	3.000 - 3.000	1,250,000	456,066	12,941.66	06/26	UNB	S&J
Bethany 05-A Sewer Reserve	02/22/05				84,487.33			
Bethany 09-A Sewer Reserve	06/19/09				25,230.08			
Beverly 01-A Sewer Revenue	09/11/01	0.000 - 0.000	300,000	117,500	1,095.21	03/32	DEP	S&J
Beverly 01-A Sewer Reserve	09/11/01				10,581.45			
Beverly 97-A Sewer Revenue	08/28/97	0.000 - 0.000	248,258	107,526	6,847.56	06/37	UNB	S&J
Beverly 97-A Sewer Reserve	08/28/97				6,693.34			
Beverly 12-A Water Revenue	08/29/12	0.000 - 0.000	3,800,000	3,008,325	13,429.62	03/44	BPH	S&J
Beverly 12-A Water Reserve	08/29/12				83,412.46			
Big Bend PSD 98 Sewer Revenue	05/13/98	0.000 - 0.000	208,920	94,480	1,398.11	03/38	UNB	JTP
Big Bend PSD 98 Sewer Reserve	05/13/98				5,634.37			
Big Bend PSD 13-A Water Reserve	06/17/13				10,213.56			

ACCOUNT NAME	ISSUE DATE	INTEREST	ORIGINAL ISSUANCE	6/30/2020 OUTSTANDING	6/30/2020 ACCT BALANCE	LAST DEBT	PAYING AGENT	BOND COUNSEL
Bingamon PSD 05-A Water Reserve	08/24/05				22,574.87			
Birch River PSD 09-A Water Reserve	10/19/09				30,060.61			
Birch River PSD 14-A Water Reserve	12/22/14				3,905.54			
Bluefield 20-B Sewer Reserve	06/04/20				0.00			
Bluefield 00-A Sewer Revenue	07/13/00	0.000 - 0.000	307,000	11,511	1,911.58	03/21	DEP	VLF
Bluefield 00-A Sewer Reserve	07/13/00				16,221.76			
Bluefield 13-A Sewer Revenue	06/27/13	0.500 - 0.500	1,358,924	1,103,187	5,353.38	06/44	DEP	S&J
Bluefield 13-A Sewer Reserve	06/27/13				30,866.26			
Bluefield 20-A Sewer Revenue	06/05/20	2.750 - 2.750	3,066,273	2,240,401	0.00	06/40	DEP	S&J
Bluefield 20-A Sewer Reserve	06/05/20				0.00			
Bluefield 20-B Sewer Revenue	06/04/20	0.950 - 0.950	10,744,800	50,500	0.00	12/41	VRA	S&J
Bluefield 99-A (Series 98-A) Sewer Revenue	05/20/99	0.000 - 0.000	1,116,645	55,832	6,869.40	06/21	DEP	VLF
Bluefield 99-A (Series 98-A) Sewer Reserve	05/20/99				58,995.09			
Bluewell PSD 00 Water Revenue	08/29/00	0.000 - 0.000	1,275,000	478,125	9,256.32	09/31	BPH	S&J
Bluewell PSD 00 Water Reserve	08/29/00				42,500.00			
Bluewell PSD 04 Water Reserve	06/30/04				45,925.75			
Bluewell PSD 05-A Water Reserve	04/13/05				19,140.00			
Bluewell PSD 05-B Water Reserve	04/13/05				648.00			
Bluewell PSD 19-A Water Reserve	07/18/19				0.00			
Boone County (Danville) PSD 93-A Sewer Revenue	07/30/93	6.750 - 6.750	4,384,319	2,850,541	162,392.63	04/33	BNY	S&J
Boone County (Danville) PSD 93-A Sewer Reserve	07/30/93				322,837.05			
Boone County PSD 08-A Sewer Revenue	04/16/08	0.000 - 0.000	1,200,000	864,912	3,107.69	03/48	UNB	S&J
Boone County PSD 08-A Sewer Reserve	04/16/08				32,491.15			
Boone County PSD 00-A Water Revenue	04/26/00	0.000 - 0.000	2,130,000	781,000	14,179.90	06/31	BPH	S&J
Boone County PSD 00-A Water Reserve	04/26/00				0.00		LOC	06/01/2031
Boone County PSD 00-B Water Revenue	04/26/00	0.000 - 0.000	4,909,161	2,502,088	21,929.35	03/40	UNB	S&J
Boone County PSD 00-B Water Reserve	04/26/00				0.00		LOC	03/01/2040

ACCOUNT NAME	ISSUE DATE	INTEREST	ORIGINAL ISSUANCE	6/30/2020 OUTSTANDING	6/30/2020 ACCT BALANCE	LAST DEBT	PAYING AGENT	BOND COUNSEL
Boone County PSD 10-A Water Revenue	10/14/10	0.000 - 0.000	1,062,000	834,417	4,788.59	09/50	UNB	S&J
Boone County PSD 10-A Water Reserve	10/14/10				0.00		LOC	06/01/2022
Boone-Raleigh PSD 94-A Sewer Revenue	07/20/94	6.750 - 6.750	1,543,981	1,009,634	55,913.91	10/33	BNY	JK
Boone-Raleigh PSD 94-A Sewer Reserve	07/20/94				113,757.42			
Bradley PSD 02-A Sewer Revenue	06/25/02	0.000 - 0.000	293,000	124,502	2,282.76	03/33	DEP	G&G
Bradley PSD 02-A Sewer Reserve	06/25/02				10,301.90			
Bradley PSD 05-A Sewer Refunding Revenue	01/14/05	0.000 - 0.000	6,192,677	3,354,367	20,315.95	09/36	DEP	G&G
Bradley PSD 05-A Sewer Refunding Reserve	01/14/05				216,584.30			
Bradley PSD 17-A Sewer Refunding Revenue	06/08/17	2.400 - 3.500	2,640,000	2,255,000	76,655.46	03/33	DTC	S&J
Bradley PSD 17-A Sewer Refunding Reserve	06/06/17				219,938.32			
Bradshaw 93-A Sewer Revenue	03/31/93	7.750 - 7.750	245,806	153,810	12,885.42	10/31	BNY	S&J
Bradshaw 93-A Sewer Reserve	03/31/93				20,257.94			
Bradshaw 93-B Sewer Revenue	03/31/93	0.000 - 0.000	8,194	2,521	205.86	10/31	BNY	S&J
Bradshaw 93-B Sewer Reserve	03/31/93				242.49			
Branchland/Midkiff PSD 09-A Water Revenue	06/24/09	0.000 - 0.000	4,100,000	3,068,372	9,764.53	06/49	UNB	S&J
Branchland/Midkiff PSD 09-A Water Reserve	06/24/09				111,612.67			
Branchland/Midkiff PSD 11-A Water Revenue	12/22/11	0.000 - 0.000	1,247,000	1,020,256	2,978.59	12/51	UNB	S&J
Branchland/Midkiff PSD 11-A Water Reserve	12/22/11				34,170.31			
Branchland/Midkiff PSD 98 Water Revenue	07/29/98	0.000 - 0.000	1,280,000	594,581	3,038.84	06/38	UNB	G&G
Branchland/Midkiff PSD 98 Water Reserve	07/29/98				34,844.44			
Braxton County Schools 16 Refunding GO	06/30/16	2.000 - 5.000	11,860,000	8,720,000	332,554.64	05/29	DTC	BR
Braxton County Schools 16 Ref GO Sur Col	06/30/16				546,238.87			
Brooke County PSD 03-A Sewer Revenue	10/10/03	0.000 - 0.000	606,211	296,239	4,940.46	03/35	DEP	BR
Brooke County PSD 03-A Sewer Reserve	10/10/03				29,526.91			
Brooke County PSD 10-A Sewer Revenue	03/18/10	0.000 - 0.000	2,517,800	1,971,155	6,124.64	03/50	UNB	S&J
Brooke County PSD 10-A Sewer Reserve	03/18/10				57,634.77			
Brooke County PSD 15-A Sewer Revenue	06/02/15	1.000 - 1.000	1,000,000	898,171	3,608.95	12/46	UNB	S&J

ACCOUNT NAME	ISSUE DATE	INTEREST	ORIGINAL ISSUANCE	6/30/2020 OUTSTANDING	6/30/2020 ACCT BALANCE	LAST DEBT	PAYING AGENT	BOND COUNSEL
Brooke County PSD 15-A Sewer Reserve	06/02/15				14,244.34			
Brooke County PSD 18-A Sewer Revenue	09/20/18	0.750 - 0.750	2,695,000	2,671,311	9,112.68	09/48	DEP	S&J
Brooke County PSD 18-A Sewer Reserve	09/20/18				3,506.15			
Brooke County PSD 97-B Sewer Revenue	12/09/97	0.000 - 0.000	2,163,971	983,623	10,973.51	12/37	UNB	JK
Brooke County PSD 97-B Sewer Reserve	12/09/97				76,200.94			
Brooke County PSD 97-C Sewer Revenue	12/09/97	1.000 - 1.000	450,000	422,550	2,292.77	12/37	UNB	JK
Brooke County PSD 97-C Sewer Reserve	12/09/97				26,495.89			
Brooke County PSD 03-A Water Revenue	10/10/03	0.000 - 0.000	764,000	455,461	2,089.36	09/43	UNB	BR
Brooke County PSD 03-A Water Reserve	10/10/03				21,209.67			
Brooke County Schools 15 GO	05/05/15	2.000 - 4.000	15,000,000	10,870,000	187,505.45	06/30	DTC	G&G
Brooke County Schools 15 GO Surplus Collections	05/05/15				446,772.42			
Brooke County Schools 83 GO Bank Fee	02/01/83				349.43			
Buckhannon 09-A Sewer Refunding Revenue	04/23/09	4.230 - 4.230	2,004,608	809,156	29,909.03	10/25	BBT Govment	JK
Buckhannon 86-B Sewer Revenue	03/12/86	0.000 - 0.000	1,081,160	162,174	56,117.74	10/25	BNY	VLF
Buckhannon 86-B Sewer Reserve	03/12/86				54,465.26			
Buckhannon 16-A Water Revenue	02/18/16	1.500 - 4.000	3,755,000	3,285,000	109,630.25	03/36	DTC	S&J
Buckhannon 16-A Water Reserve	02/18/16				273,492.16			
Buffalo Creek PSD 15-A Sewer Reserve	03/06/15				50,828.17			
Buffalo Creek PSD 15-B Sewer Reserve	03/06/15				11,918.07			
Buffalo Creek PSD 90-A Sewer Revenue	07/24/90	8.100 - 8.100	438,497	250,228	21,149.65	10/29	BNY	S&J
Buffalo Creek PSD 90-A Sewer Reserve	07/24/90				37,614.03			
Buffalo 10-A Sewer Revenue	11/09/10	0.000 - 0.000	440,312	360,662	853.81	12/37	UNB	S&J
Buffalo 10-A Sewer Reserve	11/09/10				35,440.50			
Buffalo 90-A Sewer Revenue	09/06/90	8.100 - 8.100	280,168	159,879	12,933.82	10/29	BNY	JK
Buffalo 90-A Sewer Reserve	09/06/90				24,066.94			
Buffalo 90-B Sewer Revenue	09/06/90	0.000 - 0.000	12,652	3,330	416.37	10/29	BNY	JK
Buffalo 90-B Sewer Reserve	09/06/90				543.00			

ACCOUNT NAME	ISSUE DATE	INTEREST	ORIGINAL ISSUANCE	6/30/2020 OUTSTANDING	6/30/2020 ACCT BALANCE	LAST DEBT	PAYING AGENT	BOND COUNSEL
Buffalo 90-C Sewer Reserve	09/06/90				26,665.51			
Buffalo 97-B Lot 2 Sewer Revenue	12/04/97	0.000 - 0.000	768,395	347,017	3,621.79	12/37	UNB	S&J
Buffalo 97-B Sewer Revenue	12/04/97	0.000 - 0.000	1,263,797	570,747	3,978.57	12/37	UNB	S&J
Buffalo 97-B Sewer Reserve	12/04/97				57,245.78			
Buffalo 97-C Sewer Revenue	12/04/97	0.000 - 0.000	600,000	560,000	5,131.55	12/37	UNB	S&J
Buffalo 97-C Sewer Reserve	12/04/97				33,628.85			
Burnsville 15-A Water Revenue	11/20/15	1.000 - 1.000	2,410,063	2,252,503	8,048.67	09/55	UNB	S&J
Burnsville 15-A Water Reserve	11/20/15				24,003.31			
Cabell County Schools 15 Refunding GO	10/06/15	2.000 - 5.000	29,120,000	5,220,000	1,253,149.27	05/21	DTC	S&J
Cabell County Schools 15 Refunding GO Sur Col	10/06/15				2,805,641.32			
Cairo 94 Sewer Reserve	01/04/95				13,851.36			
Calhoun County Schools 11 GO	07/21/11	3.250 - 4.200	3,560,000	2,395,000	288,983.18	06/31	DTC	G&G
Camden-on-Gauley 97-B Sewer Revenue	08/28/97	0.000 - 0.000	555,400	243,659	2,495.41	06/37	UNB	JK
Camden-on-Gauley 97-B Sewer Reserve	08/28/97				15,028.84			
Camden-on-Gauley 13-A Water Revenue	05/24/13	0.000 - 0.000	880,500	704,388	3,123.42	06/44	BPH	S&J
Camden-on-Gauley 13-A Water Reserve	05/24/13				49,774.04			
Cameron 00-A Sewer Revenue	07/13/00	0.000 - 0.000	2,530,188	1,331,676	17,063.46	06/40	UNB	S&J
Cameron 00-A Sewer Reserve	07/13/00				70,055.05			
Canaan Valley PSD 10-A Sewer Revenue	01/22/10	0.000 - 0.000	2,965,216	2,301,944	7,059.12	12/49	DEP	S&J
Canaan Valley PSD 10-A Sewer Reserve	01/22/10				69,951.82			
Capon Bridge 13-A Water Revenue	10/02/13	0.000 - 0.000	1,989,000	1,657,500	7,073.91	06/45	BPH	S&J
Capon Bridge 13-A Water Reserve	10/02/13				154,613.10			
Carpendale 91-A Sewer Revenue	10/10/91	7.750 - 7.750	968,298	605,900	49,440.63	10/31	BNY	S&J
Carpendale 91-A Sewer Reserve	10/10/91				79,799.36			
Carpendale 91-B Sewer Revenue	10/10/91	0.000 - 0.000	32,277	9,931	943.52	10/31	BNY	S&J
Carpendale 91-B Sewer Reserve	10/10/91				1,003.37			
Carpendale 94 Water Revenue	04/22/94	6.750 - 6.750	801,000	520,784	36,322.72	10/33	BNY	S&J

ACCOUNT NAME	ISSUE DATE	INTEREST	ORIGINAL ISSUANCE	6/30/2020 OUTSTANDING	6/30/2020 ACCT BALANCE	LAST DEBT	PAYING AGENT	BOND COUNSEL
Carpendale 94 Water Reserve	04/22/94				58,981.41			
Cedar Grove 02 Sewer Revenue	07/31/02	0.000 - 0.000	1,500,000	650,000	9,263.81	06/33	DEP	S&J
Cedar Grove 02 Sewer Reserve	07/31/02				51,721.00			
Cedar Grove 94 Sewer Revenue	09/02/94	6.750 - 6.750	222,000	145,169	8,985.23	10/33	BNY	JK
Cedar Grove 94 Sewer Reserve	09/02/94				16,441.26			
Cedar Grove 81 (Series 79) Water Revenue	04/01/81	5.000 - 5.000	535,000	30,233	10,830.88	04/21	GMAC-CPLT1:B1T	JK
Cedar Grove 81 (Series 79) Water Reserve	04/01/81				31,761.34			
Cedar Grove 81 (Series 79) Water R&R	04/01/81				1,736.07			
Center PSD 05-A Sewer Revenue	08/30/05	0.000 - 0.000	197,500	126,602	0.00	06/45	UNB	S&J
Center PSD 05-A Sewer Reserve	08/30/05				4,071.81			
Center PSD 89-A Sewer Revenue	11/22/89	8.400 - 8.400	1,415,213	818,723	20,003.23	10/29	BNY	S&J
Center PSD 89-A Sewer Reserve	11/22/89				124,225.00			
Center PSD 89-B Sewer Revenue	11/22/89	0.000 - 0.000	209,787	53,792	1,380.73	10/29	BNY	S&J
Center PSD 89-B Sewer Reserve	11/22/89				5,380.00			
Central Boaz PSD 17-A Sewer Revenue	08/08/17	0.250 - 0.250	2,995,000	2,889,488	7,435.30	06/57	DEP	BR
Central Boaz PSD 17-A Sewer Reserve	08/08/17				11,046.11			
Central Boaz PSD 88-A Sewer Revenue	05/19/88	9.000 - 9.000	692,181	325,860	34,873.73	10/26	BNY	BR
Central Boaz PSD 88-A Sewer Reserve	05/19/88				65,101.48			
Central Boaz PSD 88-B Sewer Revenue	05/19/88	0.000 - 0.000	248,215	45,724	5,048.27	10/26	BNY	BR
Central Boaz PSD 88-B Sewer Reserve	05/19/88				6,878.44			
Central Boaz PSD 12-A Water Reserve	06/27/12				40,843.93			
Central Boaz PSD 12-B Water Reserve	06/27/12				3,500.85			
Central Hampshire PSD 05-A Sewer Revenue	03/11/05	0.000 - 0.000	1,725,000	1,725,000	0.00	03/39	UNB	S&J
Central Hampshire PSD 05-A Sewer Reserve	03/11/05				0.00			
Central Hampshire PSD 05-B Sewer Revenue	03/11/05	0.000 - 0.000	1,599,500	1,298,164	2,806.25	03/39	UNB	S&J
Central Hampshire PSD 05-B Sewer Reserve	03/11/05				25,897.71			
Central Hampshire PSD 05-C Sewer Revenue	03/11/05	0.000 - 0.000	220,203	140,645	697.22	03/45	UNB	S&J

ACCOUNT NAME	ISSUE DATE	INTEREST	ORIGINAL ISSUANCE	6/30/2020 OUTSTANDING	6/30/2020 ACCT BALANCE	LAST DEBT	PAYING AGENT	BOND COUNSEL
Central Hampshire PSD 05-C Sewer Reserve	03/11/05				5,750.21			
Central Hampshire PSD 99-A Sewer Revenue	04/27/99	0.000 - 0.000	2,836,000	35,450	18,596.45	09/20	DEP	S&J
Central Hampshire PSD 99-A Sewer Reserve (R)*	04/27/99				143,477.11			
Central Hampshire PSD 06-A Water Reserve	06/30/06				94,957.54			
Central Hampshire PSD (GSV) 06-B Water Reserve	06/30/06				32,167.89			
Central Hampshire PSD (GSV) 06-A Water Reserve	06/29/06				34,512.36			
Central Hampshire PSD 19-A Water Revenue	08/16/19	0.750 - 0.750	700,000	700,000	528.94	06/50	BPH	S&J
Central Hampshire PSD 19-A Water Reserve	08/16/19				235.46			
Central Hampshire PSD 19-C Water Revenue	08/16/19	1.000 - 1.000	900,000	840,975	2,329.40	06/59	UNB	S&J
Central Hampshire PSD 19-C Water Reserve	08/16/19				232.48			
Century-Volga PSD 03-A Water Reserve	06/13/03				16,920.10			
Century-Volga PSD 09-A Water Revenue	12/22/09	0.000 - 0.000	700,000	536,344	3,241.06	12/49	UNB	S&J
Century-Volga PSD 09-A Water Reserve	12/22/09				19,260.08			
Ceredo 11-A Sewer Revenue	03/02/11	0.000 - 0.000	534,900	421,743	2,495.17	03/51	DEP	S&J
Ceredo 11-A Sewer Reserve	03/02/11				13,259.91			
Ceredo 91-A Sewer Revenue	07/10/91	8.100 - 8.100	618,069	352,704	33,777.79	10/29	BNY	JK
Ceredo 91-A Sewer Reserve	07/10/91				53,090.74			
Ceredo 91-B Sewer Revenue	07/10/91	0.000 - 0.000	27,906	7,344	1,973.90	10/29	BNY	JK
Ceredo 91-B Sewer Reserve	07/10/91				925.98			
Ceredo 07-A Water Revenue	06/14/07	0.000 - 0.000	2,700,000	1,687,500	18,672.12	03/39	BPH	S&J
Ceredo 07-A Water Reserve	06/14/07				94,963.49			
Chapmanville 13-A Water & Sewer Revenue	12/12/13	0.000 - 0.000	400,000	343,577	1,051.97	12/53	DEP	JK
Chapmanville 13-A Water & Sewer Reserve	12/12/13				5,947.06			
Chapmanville 14-A Water & Sewer Revenue	05/22/14	0.500 - 0.500	1,505,000	1,293,378	5,369.45	12/45	BPH	JK
Chapmanville 14-A Water & Sewer Reserve	05/22/14				25,630.16			
Chapmanville 18-A Water & Sewer Revenue	05/31/18	0.500 - 0.500	984,000	879,750	4,317.26	06/49	BPH	JK
Chapmanville 18-A Water & Sewer Reserve	05/31/18				3,852.71			

ACCOUNT NAME	ISSUE DATE	INTEREST	ORIGINAL ISSUANCE	6/30/2020 OUTSTANDING	6/30/2020 ACCT BALANCE	LAST DEBT	PAYING AGENT	BOND COUNSEL
Chapmanville 19-A Water & Sewer Revenue	07/09/19	0.000 - 0.000	5,681,560	4,635,666	0.00	06/59	DEP	JK
Chapmanville 19-A Water & Sewer Reserve	07/09/19				0.00			
Chapmanville 86-B Water & Sewer Revenue	03/25/86	0.000 - 0.000	99,740	14,961	6,096.59	10/25	BNY	JK
Chapmanville 86-B Water & Sewer Reserve	03/25/86				3,994.62			
Charles Town 00-A Water & Sewer Revenue	06/22/00	2.000 - 2.000	3,163,781	283,499	19,533.70	12/21	DEP	S&J
Charles Town 00-A Water & Sewer Reserve	06/22/00				193,372.39			
Charles Town 02-A Water & Sewer Revenue	08/22/02	5.800 - 5.800	1,100,000	849,269	31,480.47	10/39	BNY	S&J
Charles Town 02-A Water & Sewer Reserve	08/22/02				73,244.78			
Charles Town 02-B Water & Sewer Revenue	08/22/02	0.000 - 0.000	3,600,000	2,057,143	8,716.56	06/42	UNB	S&J
Charles Town 02-B Water & Sewer Reserve	08/22/02				95,346.54			
Charles Town 10-A Water & Sewer Revenue	01/13/10	2.000 - 2.000	912,458	535,327	5,171.91	03/31	BPH	S&J
Charles Town 10-A Water & Sewer Reserve	01/13/10				55,771.71			
Charles Town 10-B Water & Sewer Revenue	01/13/10	2.000 - 2.000	100,000	58,669	567.13	03/31	BPH	S&J
Charles Town 10-B Water & Sewer Reserve	01/13/10				6,113.01			
Charles Town 10-C Water & Sewer Revenue	12/02/10	0.000 - 0.000	1,250,000	874,988	4,177.92	06/41	DEP	S&J
Charles Town 10-C Water & Sewer Reserve	12/02/10				42,484.89			
Charles Town 10-D Water & Sewer Revenue	12/02/10	0.000 - 0.000	500,000	349,988	1,671.70	06/41	DEP	S&J
Charles Town 10-D Water & Sewer Reserve	12/02/10				16,994.92			
Charles Town 11-A Water & Sewer Revenue	07/22/11	0.000 - 0.000	13,147,192	5,257,830	24,821.53	06/41	DEP	S&J
Charles Town 11-A Water & Sewer Reserve	07/22/11				192,224.26			
Charles Town 13-A Water & Sewer Revenue	06/27/13	0.500 - 0.500	591,977	485,281	2,991.60	09/44	DEP	S&J
Charles Town 13-A Water & Sewer Reserve	06/27/13				21,378.79			
Charles Town 14-A Water & Sewer Revenue	06/18/14	0.500 - 0.500	4,058,900	3,520,213	26,176.04	03/46	DEP	S&J
Charles Town 14-A Water & Sewer Reserve	06/18/14				65,518.20			
Charles Town 15-A Water & Sewer Refunding Revenue	11/19/15	1.500 - 3.500	2,750,000	2,205,000	100,695.50	12/32	DTC	S&J
Charles Town 15-A Water & Sewer Refunding Reserve	11/19/15				0.00		SB	12/01/2032
Charles Town 15-B Water & Sewer Refunding Revenue	11/19/15	1.500 - 4.000	4,355,000	3,075,000	290,547.85	10/28	DTC	S&J

ACCOUNT NAME	ISSUE DATE	INTEREST	ORIGINAL ISSUANCE	6/30/2020 OUTSTANDING	6/30/2020 ACCT BALANCE	LAST DEBT	PAYING AGENT	BOND COUNSEL
Charles Town 15-B Water & Sewer Refunding Reserve	11/19/15				0.00		SB	10/01/2028
Charles Town 16-A Water & Sewer Revenue	03/17/16	1.600 - 4.500	7,695,000	7,060,000	152,518.23	03/46	DTC	S&J
Charles Town 16-A Water & Sewer Reserve	03/17/16				0.00		SB	03/01/2046
Charles Town 16-B Water & Sewer Revenue	08/18/16	1.500 - 4.000	3,895,000	3,870,000	15,144.40	06/46	DTC	S&J
Charles Town 16-B Water & Sewer Reserve	08/18/16				0.00		SB	06/01/2046
Charles Town 18-A3 (JEP 98-C) Water & Sewer Revenue	12/27/18	1.000 - 1.000	662,039	630,238	3,294.36	06/38	UNB	S&J
Charles Town 18-A3 (JEP 98-C) Water & Sewer Res	12/27/18				38,916.55			
Charles Town 18-A4 (JEP 99-A) Water & Sewer Revenue	12/27/18	0.000 - 0.000	378,363	122,967	3,028.65	03/30	DEP	S&J
Charles Town 18-A4 (JEP 99-A) Water & Sewer Res	12/27/18				12,834.57			
Charles Town 18-A5 (JEP 00-A) Water & Sewer Revenue	12/27/18	0.000 - 0.000	1,154,889	442,704	8,304.79	12/31	DEP	S&J
Charles Town 18-A5 (JEP 00-A) Water & Sewer Res	12/27/18				39,175.38			
Charles Town 18-A6 (JEP 08-A) Water & Sewer Revenue	12/27/18	0.000 - 0.000	2,005,000	1,236,392	6,639.65	12/38	DEP	S&J
Charles Town 18-A6 (JEP 08-A) Water & Sewer Res	12/27/18				68,015.51			
Charles Town 18-A7 (JEP 14-A) Water & Sewer Revenue	12/27/18	0.500 - 0.500	985,350	839,008	3,513.70	09/45	BPH	S&J
Charles Town 18-A7 (JEP 14-A) Water & Sewer Res	12/27/18				17,712.75			
Charles Town 18-A (JEP 88-B) Water & Sewer Revenue	12/27/18	0.000 - 0.000	425,767	98,257	11,483.12	10/28	BNY	S&J
Charles Town 18-A (JEP 88-B) Water & Sewer Reserve	12/27/18				11,382.91			
Charles Town 18-B Water & Sewer Revenue	12/27/18	2.250 - 3.500	3,065,000	2,890,000	28,006.19	06/33	DTC	S&J
Charles Town 18-B Water & Sewer Reserve	12/27/18				0.00		SB	06/01/2033
Charles Town 87-B Water & Sewer Revenue	11/18/87	0.000 - 0.000	413,629	76,195	8,605.77	10/26	BNY	S&J
Charles Town 87-B Water & Sewer Reserve	11/18/87				11,100.17			
Charles Town 88-B (B2) Water & Sewer Revenue	05/20/88	0.000 - 0.000	558,000	128,760	11,258.93	10/28	BNY	S&J
Charles Town 88-B (B2) Water & Sewer Reserve	05/20/88				14,589.50			
Charles Town 88-B (B1) Water & Sewer Revenue	05/04/88	0.000 - 0.000	295,916	68,276	6,001.78	10/28	BNY	S&J
Charles Town 88-B (B1) Water & Sewer Reserve	05/04/88				7,737.26			
Charles Town 89-B Water & Sewer Revenue	04/13/89	0.000 - 0.000	117,480	30,123	2,354.24	10/29	BNY	S&J
Charles Town 89-B Water & Sewer Reserve	04/13/89				3,072.27			

ACCOUNT NAME	ISSUE DATE	INTEREST	ORIGINAL ISSUANCE	6/30/2020 OUTSTANDING	6/30/2020 ACCT BALANCE	LAST DEBT	PAYING AGENT	BOND COUNSEL
Charleston 01-B Sewer Revenue	05/22/01	7.850 - 7.850	823,741	491,803	47,604.09	10/29	BNY	JK
Charleston 01-B Sewer Reserve	05/22/01				73,198.59			
Charleston 01-C Sewer Revenue	05/22/01	0.000 - 0.000	30,491	10,514	1,218.70	10/29	BNY	JK
Charleston 01-C Sewer Reserve	05/22/01				1,416.27			
Charleston 04-A Sewer Revenue	03/23/04	2.000 - 2.000	9,835,120	2,837,948	116,163.04	06/25	DEP	JK
Charleston 04-A Sewer Reserve	03/23/04				601,137.25			
Charleston 05-A Sewer Revenue	05/05/05	5.050 - 5.050	36,617,310	30,255,333	987,910.80	10/44	BNY	JK
Charleston 05-A Sewer Reserve	05/05/05				2,169,290.16			
Charleston 05-B1 Sewer Revenue	05/05/05	2.000 - 2.000	1,822,690	1,322,742	42,049.22	10/44	BBT/WDA	JK
Charleston 08-A Sewer Revenue	06/26/08	2.000 - 2.000	9,000,000	4,835,362	59,341.17	03/30	DEP	JK
Charleston 08-A Sewer Reserve	06/26/08				550,092.66			
Charleston 11-A Sewer Revenue	12/13/11	2.000 - 2.000	25,877,009	18,269,574	162,705.70	09/33	DEP	JK
Charleston 11-A Sewer Reserve	12/13/11				1,581,641.44			
Charleston 13-A Sewer Revenue	03/27/13	0.000 - 0.000	9,799,296	6,315,293	56,309.40	06/31	DEP	JK
Charleston 13-A Sewer Reserve	03/27/13				612,792.12			
Charleston 16-A Sewer Revenue	09/22/16	1.550 - 4.000	13,145,000	11,720,000	755,041.83	07/36	DTC	JK
Charleston 16-A Sewer Reserve	09/22/16				0.00		SB	07/01/2036
Charleston 20-A Sewer Revenue	05/07/20	2.750 - 2.750	12,859,975	1,859,648	0.00	03/40	DEP	JK
Charleston 20-A Sewer Reserve	05/07/20				908,431.14			
Charleston 89-A Sewer Revenue	03/21/89	8.400 - 8.400	1,912,194	1,106,235	107,790.04	10/29	BNY	JK
Charleston 89-A Sewer Reserve	03/21/89				168,769.28			
Charleston 89-B Sewer Revenue	03/21/89	0.000 - 0.000	283,458	72,682	7,852.20	10/29	BNY	JK
Charleston 89-B Sewer Reserve	03/21/89				7,743.44			
Charleston 89-C Sewer Revenue	11/21/89	8.400 - 8.400	829,856	480,085	46,783.57	10/29	BNY	JK
Charleston 89-C Sewer Reserve	11/21/89				73,242.62			
Charleston 89-D Sewer Revenue	11/21/89	0.000 - 0.000	123,015	31,542	3,425.21	10/29	BNY	JK
Charleston 89-D Sewer Reserve	11/21/89				4,418.76			

ACCOUNT NAME	ISSUE DATE	INTEREST	ORIGINAL ISSUANCE	6/30/2020 OUTSTANDING	6/30/2020 ACCT BALANCE	LAST DEBT	PAYING AGENT	BOND COUNSEL
Charleston 99-A Sewer Revenue	06/22/99	8.380 - 8.380	686,229	330,240	45,227.55	10/26	BNY	JK
Charleston 99-A Sewer Reserve	06/22/99				64,612.01			
Charleston 99-B Sewer Revenue	06/22/99	0.000 - 0.000	132,072	33,019	33,854.06	10/26	BNY	JK
Chas-Kanawha County Reg Devel Auth 00-A Water Revenue	01/27/00	4.350 - 6.375	8,705,000	6,535,000	154,728.80	06/39	BNY	VLF
Chas-Kanawha County Reg Devel Auth 05-A Water Reserve	06/28/05				38,036.76			
Chas-Kanawha County Reg Devel Auth 09-A Water Reserve	04/16/09				24,024.38			
Chas-Kanawha County Reg Devel Auth 09-B Water Revenue	06/29/09	0.000 - 0.000	167,300	105,598	1,047.00	12/48	UNB	S&J
Chas-Kanawha County Reg Devel Auth 09-B Water Reserve	06/29/09				0.00		LOC	12/01/2048
Charleston 09-A Civic Center Imp Revenue	12/17/09	3.000 - 4.400	3,275,000	1,330,000	150,977.92	12/24	DTC	JK
Charleston 98 Civic Center Imp Revenue	09/01/98	4.600 - 5.100	3,635,000	910,000	219,347.22	09/23	DTC	G&G
Chester 18 Water & Sewer Revenue	02/23/18	3.780 - 3.780	1,425,000	1,211,937	40,786.09	03/33	WESBK-WHEEL	JK
Chester 18 Water & Sewer Reserve	02/23/18				133,405.91			
Chester 88-A Water & Sewer Revenue	07/06/88	9.000 - 9.000	1,133,851	633,792	53,015.28	10/28	BNY	S&J
Chester 88-A Water & Sewer Reserve	07/06/88				106,303.71			
Chester 88-B Water & Sewer Revenue	07/06/88	0.000 - 0.000	283,463	65,423	5,760.99	10/28	BNY	S&J
Chester 88-B Water & Sewer Reserve	07/06/88				7,664.06			
Chestnut Ridge PSD 14-A Water Revenue	08/12/14	0.000 - 0.000	1,075,000	955,541	2,602.31	06/31	UNB	S&J
Chestnut Ridge PSD 14-A Water Reserve	08/12/14				12,586.06			
Chestnut Ridge PSD 95 Water Revenue	10/10/95	6.750 - 6.750	185,000	120,992	8,453.50	10/33	BNY	S&J
Chestnut Ridge PSD 95 Water Reserve	10/10/95				13,703.24			
Clarksburg 09-A Sewer Revenue	07/08/09	0.000 - 0.000	1,000,000	500,000	9,530.37	06/30	DEP	S&J
Clarksburg 09-A Sewer Reserve	07/08/09				52,980.64			
Clarksburg 14-A Sewer Revenue	01/09/14	0.500 - 0.500	12,000,000	10,217,788	52,507.33	09/45	DEP	S&J
Clarksburg 14-A Sewer Reserve	01/09/14				215,932.15			
Clarksburg 01-A Water Revenue	04/23/01	2.000 - 2.000	2,383,850	248,594	29,359.55	03/22	BPH	S&J
Clarksburg 01-A Water Reserve	04/23/01				145,706.43			
Clarksburg 04-A Water Revenue	09/28/04	5.000 - 5.000	1,885,764	655,391	115,739.27	10/24	BNY	S&J

ACCOUNT NAME	ISSUE DATE	INTEREST	ORIGINAL ISSUANCE	6/30/2020 OUTSTANDING	6/30/2020 ACCT BALANCE	LAST DEBT	PAYING AGENT	BOND COUNSEL
Clarksburg 04-A Water Reserve	09/28/04				152,211.83			
Clarksburg 14-A Water Revenue	11/06/14	1.500 - 4.500	3,965,000	3,075,000	65,173.48	06/34	DTC	S&J
Clarksburg 14-A Water Reserve	11/06/14				293,604.40			
Clay County PSD 05-A Water Reserve	12/19/05				33,301.38			
Clay County PSD 17-A Water Revenue	09/20/17	1.000 - 1.000	740,000	525,481	5,444.56	09/57	UNB	S&J
Clay County PSD 17-A Water Reserve	09/20/17				3,117.88			
Clay County PSD 94-B Water Revenue	10/21/94	6.750 - 6.750	333,000	217,754	14,073.16	10/33	BNY	JK
Clay County PSD 94-B Water Reserve	10/21/94				24,661.11			
Clay 09-A Water & Sewer Reserve	10/16/09				41,474.85			
Clay 09-B Water & Sewer Revenue	10/16/09	0.000 - 0.000	550,000	417,836	2,522.46	09/49	UNB	G&G
Clay 09-B Water & Sewer Reserve	10/16/09				6,266.95			
Clay 98-B Water & Sewer Revenue	03/27/98	0.000 - 0.000	185,000	83,548	1,700.27	12/37	UNB	S&J
Clay 98-B Water & Sewer Reserve	03/27/98				5,047.45			
Clay-Battelle PSD 15-A Water Revenue	07/22/15	2.500 - 2.500	1,500,000	1,304,146	9,166.15	03/37	BPH	S&J
Clay-Battelle PSD 15-A Water Reserve	07/22/15				32,721.43			
Clay-Battelle PSD 15-B Water Revenue	07/22/15	0.500 - 0.500	3,879,958	3,487,166	14,749.77	03/47	BPH	S&J
Clay-Battelle PSD 15-B Water Reserve	07/22/15				47,728.69			
Clay-Roane PSD 04-A Water Revenue	11/12/04	0.000 - 0.000	1,000,000	638,158	2,998.50	09/44	UNB	G&G
Clay-Roane PSD 04-A Water Reserve	11/12/04				27,038.11			
Clay-Roane PSD 04-B Water Reserve	11/12/04				19,945.06			
Clay-Roane PSD 08 Water Reserve	06/26/08				3,884.79			
Clay-Roane PSD 16-A Water Revenue	11/04/16	1.000 - 1.000	497,798	473,671	1,424.13	09/56	UNB	S&J
Clay-Roane PSD 16-A Water Reserve	11/04/16				8,072.78			
Clay-Roane PSD 90 Water Reserve	11/05/90				26,665.07			
Clay-Roane PSD 97 Water Reserve	04/04/97				2,220.43			
Claywood Park PSD 01 Sewer Revenue	01/04/01	0.000 - 0.000	1,800,000	705,000	5,604.66	03/32	DEP	BR
Claywood Park PSD 01 Sewer Reserve (R)*	01/04/01				61,176.81			

ACCOUNT NAME	ISSUE DATE	INTEREST	ORIGINAL ISSUANCE	6/30/2020 OUTSTANDING	6/30/2020 ACCT BALANCE	LAST DEBT	PAYING AGENT	BOND COUNSEL
Claywood Park PSD 08-A Sewer Revenue	10/27/08	0.000 - 0.000	5,500,000	4,899,634	7,062.24	12/41	DEP	S&J
Claywood Park PSD 08-A Sewer Reserve	10/27/08				65,128.22			
Claywood Park PSD 08-B Sewer Revenue	10/27/08	0.000 - 0.000	1,500,000	1,107,840	3,405.63	09/48	UNB	S&J
Claywood Park PSD 08-B Sewer Reserve	10/27/08				39,280.15			
Claywood Park PSD 09-A Sewer Revenue	06/18/09	0.000 - 0.000	1,027,500	772,330	2,444.81	03/49	DEP	S&J
Claywood Park PSD 09-A Sewer Reserve	06/18/09				26,608.61			
Claywood Park PSD 09-C Sewer Revenue	06/18/09	0.000 - 0.000	100,000	75,148	227.51	03/49	UNB	S&J
Claywood Park PSD 09-C Sewer Reserve	06/18/09				2,582.73			
Claywood Park PSD 15-B Sewer Revenue	02/11/15	0.000 - 0.000	3,040,000	2,760,000	6,956.10	12/54	UNB	BR
Claywood Park PSD 15-B Sewer Reserve	02/11/15				29,180.80			
Claywood Park PSD 89-A Sewer Revenue	10/10/89	8.400 - 8.400	2,801,862	1,620,922	118,748.14	10/29	BNY	JK
Claywood Park PSD 89-A Sewer Reserve (R)*	10/10/89				247,286.56			
Claywood Park PSD 89-B Sewer Revenue	10/10/89	0.000 - 0.000	415,340	106,497	8,141.75	10/29	BNY	JK
Claywood Park PSD 89-B Sewer Reserve (R)*	10/10/89				10,859.02			
Claywood Park PSD 08-A Water Refunding Reserve	05/08/08				157,800.71			
Claywood Park PSD 11-A Water Reserve	04/15/11				91,752.89			
Claywood Park PSD 16-A Water Revenue	06/02/16	0.500 - 0.500	4,343,944	3,938,262	15,939.58	06/47	BPH	BR
Claywood Park PSD 16-A Water Reserve	06/02/16				49,340.59			
Claywood Park PSD 16-C Water Refunding Revenue	11/10/16	2.000 - 4.000	6,610,000	6,395,000	152,447.04	11/45	DTC	BR
Claywood Park PSD 16-C Water Refunding Reserve	11/10/16				198,381.72			
Claywood Park PSD 16 Water Refunding Revenue	04/22/16	1.000 - 4.750	2,990,000	2,380,000	100,071.46	11/42	DTC	BR
Claywood Park PSD 16 Water Refunding Reserve	04/22/16				149,227.65			
Clover PSD 01 Water Reserve	03/07/01				15,374.96			
Clover PSD 12 Water Reserve	02/24/12				24,624.97			
Concord University Twin Towers Dorm-Dh 67 R&R	05/01/67				4,957.41			
Cool Ridge-Flat Top PSD 07-A Water Reserve	03/01/07				58,728.39			
Cool Ridge-Flat Top PSD 07-B Water Reserve	03/01/07				81,519.04			

ACCOUNT NAME	ISSUE DATE	INTEREST	ORIGINAL ISSUANCE	6/30/2020 OUTSTANDING	6/30/2020 ACCT BALANCE	LAST DEBT	PAYING AGENT	BOND COUNSEL
Coons Run PSD 10-A Water Revenue	01/27/10	0.000 - 0.000	1,200,000	830,000	6,436.27	03/41	BPH	S&J
Coons Run PSD 10-A Water Reserve	01/27/10				40,216.70			
Cottageville PSD 16 Sewer Reserve	12/12/16				4,185.20			
Cottageville PSD 99 Sewer Revenue	02/24/99	2.000 - 2.000	429,090	6,488	3,170.37	09/20	DEP	G&G
Cottageville PSD 99 Sewer Reserve	02/24/99				26,225.78			
Cottageville PSD 09 Water Reserve	04/03/09				20,776.88			
Cottageville PSD 83 Water Reserve	10/25/83				26,520.00			
Cottageville PSD 83 Water Depreciation	03/15/90				5,901.32			
Cottageville PSD 90-A Water Reserve	03/15/90				57,396.00			
Cottageville PSD 90-A Water Depreciation	10/25/83				4,843.66			
Cottageville PSD 90-B Water Reserve	03/21/89				8,724.00			
Cottageville PSD 90-B Water Depreciation	10/21/80				3,964.88			
Cowen PSD 04-A Water & Sewer Revenue	12/29/04	0.000 - 0.000	400,000	213,333	4,972.03	06/36	BPH	S&J
Cowen PSD 04-A Water & Sewer Reserve	12/29/04				14,028.59			
Cowen PSD 04-B Water & Sewer Revenue	12/29/04	2.000 - 2.000	800,000	274,311	16,041.79	06/26	BPH	S&J
Cowen PSD 04-B Water & Sewer Reserve	12/29/04				48,897.97			
Cowen PSD 13-A Water & Sewer Reserve	03/01/13				29,199.49			
Cowen PSD 13-B Water & Sewer Revenue	06/25/13	0.500 - 0.500	210,000	172,152	2,039.23	09/44	BPH	JK
Cowen PSD 13-B Water & Sewer Reserve	06/25/13				10,360.47			
Cowen PSD 16-A Water & Sewer Revenue	01/21/16	0.500 - 0.500	2,892,500	2,608,978	12,737.04	06/48	BPH	JK
Cowen PSD 16-A Water & Sewer Reserve	01/21/16				22,003.37			
Cowen PSD 19-A Water & Sewer BAN	04/18/19	0.000 - 0.000	400,000	260,227	0.00	10/20	BBT/WDA	S&J
Cowen PSD 20-A Water & Sewer Revenue	05/21/20	0.500 - 0.500	255,000	209,103	0.00	12/50	BPH	JK
Cowen PSD 20-A Water & Sewer Reserve	05/21/20				0.00			
Crab Orchard-MacArthur PSD 01-A Sewer Revenue	10/03/01	0.000 - 0.000	6,818,600	2,897,882	26,628.35	03/33	DEP	S&J
Crab Orchard-MacArthur PSD 01-A Sewer Reserve	10/03/01				239,907.61			
Crab Orchard-MacArthur PSD 06-A Sewer Revenue	09/06/06	0.000 - 0.000	1,314,606	777,805	4,357.36	03/38	DEP	S&J

ACCOUNT NAME	ISSUE DATE	INTEREST	ORIGINAL ISSUANCE	6/30/2020 OUTSTANDING	6/30/2020 ACCT BALANCE	LAST DEBT	PAYING AGENT	BOND COUNSEL
Crab Orchard-MacArthur PSD 06-A Sewer Reserve	09/06/06				46,254.14			
Crab Orchard-MacArthur PSD 06-B Sewer Revenue	09/06/06	0.000 - 0.000	5,852,000	4,016,048	14,119.67	09/46	UNB	S&J
Crab Orchard-MacArthur PSD 06-B Sewer Reserve	09/06/06				161,288.41			
Crab Orchard-MacArthur PSD 08-A Sewer Refunding Revenue	03/27/08	3.910 - 3.910	3,712,815	1,410,446	25,785.47	10/25	BBT Govment	BR
Crab Orchard-MacArthur PSD 08-A Sewer Reserve	03/27/08				309,523.18			
Crab Orchard-MacArthur PSD 08-B Sewer Revenue	08/05/08	0.000 - 0.000	275,000	201,282	653.45	06/48	UNB	S&J
Crab Orchard-MacArthur PSD 08-B Sewer Reserve	08/05/08				7,585.82			
Crab Orchard-MacArthur PSD 08-C Sewer Revenue	12/04/08	0.000 - 0.000	201,487	109,237	916.43	09/32	DEP	S&J
Crab Orchard-MacArthur PSD 08-C Sewer Reserve	12/04/08				9,335.12			
Crab Orchard-MacArthur PSD 11-A Sewer Revenue	07/22/11	0.000 - 0.000	4,513,128	3,384,828	14,953.81	12/42	DEP	S&J
Crab Orchard-MacArthur PSD 11-A Sewer Reserve	07/22/11				158,108.09			
Crab Orchard-MacArthur PSD 86-B Sewer Revenue	05/29/86	0.000 - 0.000	161,688	24,875	3,998.55	10/25	BNY	S&J
Crab Orchard-MacArthur PSD 86-B Sewer Reserve	05/29/86				4,380.30			
Crab Orchard-MacArthur PSD 97-B Sewer Revenue	06/05/97	0.000 - 0.000	1,774,300	780,080	6,625.25	06/37	UNB	BR
Crab Orchard-MacArthur PSD 97-B Sewer Reserve	06/05/97				48,399.03			
Crab Orchard-MacArthur PSD 99 Sewer Revenue	12/16/99	2.000 - 2.000	478,630	28,736	3,565.26	06/21	DEP	S&J
Crab Orchard-MacArthur PSD 99 Sewer Reserve	12/16/99				29,255.68			
Craigsville PSD 05-A Sewer Revenue	07/11/05	0.000 - 0.000	1,272,440	831,660	5,874.71	06/45	UNB	S&J
Craigsville PSD 05-A Sewer Reserve	07/11/05				34,639.83			
Craigsville PSD 86-A Sewer Revenue	02/18/86	9.750 - 9.750	650,000	284,945	40,365.29	10/25	BNY	S&J
Craigsville PSD 86-A Sewer Reserve	02/18/86				65,304.57			
Craigsville PSD 16-A Water Reserve	02/12/16				56,138.23			
Craigsville PSD 19-A Water System Design Revenue	12/10/19	1.000 - 1.000	478,100	253,600	1,594.68	06/50	BPH	S&J
Craigsville PSD 19-A Water System Design Reserve	12/10/19				153.90			
Craigsville PSD 98-A Water Revenue	01/06/98	0.000 - 0.000	1,361,000	610,705	2,953.62	12/37	UNB	S&J
Craigsville PSD 98-A Water Reserve	01/06/98				36,337.75			
Crum PSD 02-A Water Reserve	05/09/02				33,317.72			

ACCOUNT NAME	ISSUE DATE	INTEREST	ORIGINAL ISSUANCE	6/30/2020 OUTSTANDING	6/30/2020 ACCT BALANCE	LAST DEBT	PAYING AGENT	BOND COUNSEL
Crum PSD 10-A Water Reserve	03/15/10				44,149.37			
Crum PSD 10-B Water Reserve	03/15/10				36,383.81			
Crum PSD 12-A Water Reserve	02/28/12				23,857.03			
Crum PSD 16-A Water Reserve	11/17/16				2,167.57			
Crum PSD 16-B Water Revenue	11/17/16	2.000 - 2.000	250,000	235,993	997.87	03/48	UNB	S&J
Crum PSD 16-B Water Reserve	11/17/16				2,639.81			
Crum PSD 93 Water Reserve	09/08/93				8,844.00			
Culloden PSD 03-A Sewer Revenue	07/31/03	0.000 - 0.000	689,000	398,636	3,647.93	06/43	DEP	S&J
Culloden PSD 03-A Sewer Reserve	07/31/03				19,382.83			
Culloden PSD 03-C Sewer Refunding Revenue	07/31/03	5.000 - 5.000	84,000	7,050	6,045.27	10/20	BBT/WDA	S&J
Culloden PSD 03-C Sewer Refunding Reserve	07/31/03				7,444.09			
Culloden PSD 04-A Sewer Revenue	12/29/04	0.000 - 0.000	1,100,000	695,484	6,454.90	12/44	DEP	S&J
Culloden PSD 04-A Sewer Reserve	12/29/04				29,961.35			
Culloden PSD 20-A Sewer Revenue	02/27/20	1.500 - 1.500	1,712,148	362,634	0.00	12/49	DEP	S&J
Culloden PSD 20-A Sewer Reserve	02/27/20				0.00			
Danese PSD 02-A Water Reserve	08/22/02				27,199.26			
Danese PSD 02-A Water Depreciation	08/22/02				4,991.66			
Danese PSD 09-A Water Reserve	09/24/09				52,963.38			
Deckers Creek PSD 17-A Sewer Revenue	01/24/17	3.500 - 3.500	1,907,300	1,687,638	11,705.60	03/37	OVB:BH	S&J
Deckers Creek PSD 17-A Sewer Reserve	01/24/17				140,654.73			
Delbarton 11-A Sewer Revenue	11/03/11	0.000 - 0.000	3,131,150	2,592,001	8,165.65	09/51	DEP	JK
Delbarton 11-A Sewer Reserve	11/03/11				56,832.31			
Delbarton 01-A Water Revenue	07/18/01	0.000 - 0.000	258,000	103,200	9,622.29	06/32	BPH	S&J
Delbarton 01-A Water Reserve	07/18/01				9,346.39			
Doddridge County PSD 18-A Water Revenue	05/07/18	1.000 - 1.000	341,075	333,434	996.02	09/56	UNB	S&J
Doddridge County PSD 18-A Water Reserve	05/07/18				11,629.91			
Dunbar 14-A Sewer Revenue	01/09/14	0.500 - 0.500	11,369,412	10,138,266	35,067.97	09/35	DEP	S&J

ACCOUNT NAME	ISSUE DATE	INTEREST	ORIGINAL ISSUANCE	6/30/2020 OUTSTANDING	6/30/2020 ACCT BALANCE	LAST DEBT	PAYING AGENT	BOND COUNSEL
Dunbar 14-A Sewer Reserve	01/09/14				186,283.43			
Dunbar 99 Sewer Revenue	08/24/99	0.000 - 0.000	16,152,148	4,193,343	61,270.54	03/27	DEP	JTP
Dunbar 99 Sewer Reserve (R)*	08/24/99				656,031.30			
Durbin 19-A Sewer BAN	03/05/19	0.000 - 0.000	130,000	104,995	0.00	07/21	BBT/WDA	S&J
East Bank 87 Water Reserve	09/09/87				10,054.70			
East View PSD 86-A Sewer Revenue	06/13/86	9.750 - 9.750	340,000	149,409	19,750.46	10/25	BNY	S&J
East View PSD 86-A Sewer Reserve	06/13/86				34,195.79			
Eastern Wyoming PSD 01-A Water Revenue	10/16/01	0.000 - 0.000	360,000	138,000	1,275.47	12/31	BPH	STB
Eastern Wyoming PSD 01-A Water Reserve	10/16/01				12,639.28			
Eastern Wyoming PSD 04-A Water Revenue	08/24/04	0.000 - 0.000	570,000	294,500	2,019.67	12/35	BPH	STB
Eastern Wyoming PSD 04-A Water Reserve	08/24/04				20,002.70			
Eastern Wyoming PSD 06-A Water Revenue	01/12/06	0.000 - 0.000	2,570,000	1,477,733	9,094.95	09/37	BPH	STB
Eastern Wyoming PSD 06-A Water Reserve	01/12/06				89,825.72			
Eastern Wyoming PSD 09-A Water Revenue	10/16/09	0.000 - 0.000	1,000,000	759,722	2,396.60	09/49	UNB	STB
Eastern Wyoming PSD 09-A Water Reserve	10/16/09				25,331.03			
Eastern Wyoming PSD 14-A Water Revenue	03/25/14	0.000 - 0.000	250,000	213,591	587.35	03/54	UNB	STB
Eastern Wyoming PSD 14-A Water Reserve	03/25/14				3,837.50			
Eastern Wyoming PSD 15-A Water Revenue	04/16/15	1.000 - 1.000	315,000	290,913	1,742.54	03/55	UNB	JK
Eastern Wyoming PSD 15-A Water Reserve	04/16/15				3,658.55			
Eastern Wyoming PSD 16-A Water Revenue	03/16/16	1.000 - 1.000	1,278,826	1,070,242	9,576.89	03/56	UNB	JK
Eastern Wyoming PSD 16-A Water Reserve	03/16/16				11,618.81			
Eastern Wyoming PSD 16-B Water Revenue	10/18/16	1.000 - 1.000	156,917	149,312	2,504.88	09/56	UNB	JK
Eastern Wyoming PSD 16-B Water Reserve	10/18/16				1,169.31			
Eastern Wyoming PSD 18-A Water Revenue	09/13/18	2.000 - 2.000	1,358,702	1,294,039	8,681.40	03/50	UNB	JK
Eastern Wyoming PSD 18-A Water Reserve	09/13/18				2,012.54			
Elizabeth 14-A Sewer Revenue	04/03/14	0.000 - 0.000	2,471,733	2,253,645	6,273.27	09/52	DEP	G&G
Elizabeth 14-A Sewer Reserve	04/03/14				33,508.43			

ACCOUNT NAME	ISSUE DATE	INTEREST	ORIGINAL ISSUANCE	6/30/2020 OUTSTANDING	6/30/2020 ACCT BALANCE	LAST DEBT	PAYING AGENT	BOND COUNSEL
Elizabeth 20-A Sewer Revenue	01/30/20	0.500 - 0.500	1,386,500	595,558	0.00	12/49	DEP	G&G
Elizabeth 20-A Sewer Reserve	01/30/20				0.00			
Elizabeth 82-A Sewer R&R	09/13/82				1,335.30			
Elizabeth 99 Sewer Revenue	08/31/99	0.000 - 0.000	108,000	2,700	598.57	12/20	DEP	G&G
Elizabeth 99 Sewer Reserve	08/31/99				5,661.94			
Elizabeth 02 Water Reserve	02/06/02				22,288.48			
Elizabeth 08 Water Reserve	02/08/08				45,282.42			
Elizabeth 19 Water Design Revenue	07/25/19	0.750 - 0.750	323,950	184,126	1,606.07	12/49	BPH	G&G
Elizabeth 19 Water Design Reserve	07/25/19				705.90			
Elk Valley PSD 08-A Sewer Revenue	08/12/08	0.000 - 0.000	18,061,117	12,642,757	47,972.42	06/41	DEP	G&G
Elk Valley PSD 08-A Sewer Reserve	08/12/08				555,128.38			
Elk Valley PSD 14-A Sewer Revenue	03/13/14	0.500 - 0.500	1,416,459	1,183,654	4,240.83	03/45	DEP	G&G
Elk Valley PSD 14-A Sewer Reserve	03/13/14				27,193.62			
Elk Valley (Elk-Pinch) PSD 87-A Sewer Revenue	08/20/87	8.380 - 8.380	5,227,400	2,362,328	242,970.73	10/26	BNY	LFG
Elk Valley (Elk-Pinch) PSD 87-A Sewer Reserve	08/20/87				459,655.00			
Elk Valley (Elk-Pinch) PSD 87-B Sewer Revenue	08/20/87	0.000 - 0.000	1,282,163	236,188	23,236.45	10/26	BNY	LFG
Elk Valley (Elk-Pinch) PSD 87-B Sewer Reserve	08/20/87				33,742.00			
Elk Valley (Big Sandy) PSD 90-A Sewer Revenue	07/12/90	8.100 - 8.100	1,388,390	792,289	56,149.01	10/29	BNY	S&J
Elk Valley (Big Sandy) PSD 90-A Sewer Reserve	07/12/90				118,609.00			
Elk Valley (Big Sandy) PSD 90-B Sewer Revenue	07/12/90	0.000 - 0.000	62,701	16,500	2,105.07	10/29	BNY	S&J
Elk Valley (Big Sandy) PSD 90-B Sewer Reserve	07/12/90				1,652.22			
Elkins Road PSD 04-A Water Reserve	12/20/04				27,548.58			
Elkins Road PSD 04-B Water Revenue	12/20/04	0.000 - 0.000	1,509,788	967,054	5,384.86	12/44	UNB	S&J
Elkins Road PSD 04-B Water Reserve	12/20/04				39,485.09			
Elkins Road PSD 20-A Water Revenue	06/16/20	2.000 - 2.000	5,000,000	477,991	0.00	12/51	UNB	S&J
Elkins Road PSD 20-A Water Reserve	06/16/20				0.00			
Elkins Road PSD 98-A Water Revenue	09/10/98	0.000 - 0.000	2,032,000	957,006	6,143.20	09/38	UNB	S&J

ACCOUNT NAME	ISSUE DATE	INTEREST	ORIGINAL ISSUANCE	6/30/2020 OUTSTANDING	6/30/2020 ACCT BALANCE	LAST DEBT	PAYING AGENT	BOND COUNSEL
Elkins Road PSD 98-A Water Reserve	09/10/98				52,455.33			
Elkins 06-A Sewer Refunding Revenue	12/12/06	2.000 - 2.000	8,576,641	3,947,416	51,961.65	09/28	DEP	S&J
Elkins 06-A Sewer Refunding Reserve	12/12/06				524,939.60			
Elkins 09-A Sewer Revenue	06/18/09	0.000 - 0.000	882,770	595,691	3,133.28	09/40	DEP	S&J
Elkins 09-A Sewer Reserve	06/18/09				30,193.12			
Elkins 15-A Sewer Revenue	04/15/15	1.000 - 1.000	2,793,855	2,428,965	14,734.81	03/55	UNB	S&J
Elkins 15-A Sewer Reserve	04/15/15				73,203.66			
Elkins 86-B Sewer Revenue	04/28/86	0.000 - 0.000	517,001	77,550	22,237.13	10/25	BNY	JK
Elkins 86-B Sewer Reserve	04/28/86				13,254.84			
Elkins 15-A2 Water Reserve	12/09/15				79,691.54			
Elkins 15-A1 Water Reserve	12/09/15				85,004.31			
Elkins 15-B Water Reserve	12/09/15				64,531.02			
Elkins 15-C Water Revenue	12/09/15	1.000 - 1.000	15,500,000	14,096,041	63,753.22	12/55	UNB	S&J
Elkins 15-C Water Reserve	12/09/15				129,744.87			
Ellenboro 19-A Water & Sewer Reserve	02/12/15				7,288.26			
Ellenboro 20-A Water & Sewer Revenue	04/16/20	2.000 - 2.000	1,345,000	403,033	0.00	06/51	UNB	S&J
Ellenboro 20-A Water & Sewer Reserve	04/16/20				0.00			
Enlarged Hepzibah PSWD 03-A Sewer Revenue	09/23/03	0.000 - 0.000	1,900,000	934,147	8,197.25	03/35	DEP	S&J
Enlarged Hepzibah PSWD 03-A Sewer Reserve	09/23/03				66,785.31			
Enlarged Hepzibah PSWD 05-A Sewer Reserve	07/25/05				12,343.72			
Fairmont 03-A Sewer Revenue	06/26/03	0.000 - 0.000	485,543	230,622	6,003.30	09/34	DEP	S&J
Fairmont 03-A Sewer Reserve	06/26/03				16,193.03			
Fairmont 07-A Sewer Revenue	10/11/07	2.000 - 2.000	5,577,760	2,715,492	67,465.24	03/29	DEP	S&J
Fairmont 07-A Sewer Reserve	10/11/07				339,167.78			
Fairmont 08-A Water Revenue	06/26/08	0.000 - 0.000	2,750,000	1,764,569	9,750.99	09/39	BPH	S&J
Fairmont 08-A Water Reserve	06/26/08				96,717.38			
Fairmont 10-A Water Revenue	01/21/10	0.000 - 0.000	4,447,618	3,187,442	13,709.50	12/41	BPH	S&J

ACCOUNT NAME	ISSUE DATE	INTEREST	ORIGINAL ISSUANCE	6/30/2020 OUTSTANDING	6/30/2020 ACCT BALANCE	LAST DEBT	PAYING AGENT	BOND COUNSEL
Fairmont 10-A Water Reserve	01/21/10				156,421.65			
Fairmont 10-C Water Revenue	01/21/10	5.000 - 5.000	2,000,000	1,422,421	98,167.70	10/31	BBT/WDA	S&J
Fairmont 10-C Water Reserve	01/21/10				161,369.05			
Fairmont 10-D Water Revenue	01/21/10	0.000 - 0.000	1,220,309	940,659	3,043.44	03/49	UNB	S&J
Fairmont 10-D Water Reserve	01/21/10				29,490.23			
Fairmont 12-D Water Refunding Revenue	10/24/12	2.000 - 4.000	25,555,000	15,810,000	1,097,935.94	07/29	DTC	S&J
Fairmont 12-D Water Refunding Reserve	10/24/12				2,247,220.50			
Fairmont 13-A Water Revenue	02/01/13	0.500 - 0.500	3,780,000	2,731,661	19,772.62	09/34	BPH	S&J
Fairmont 13-A Water Reserve	02/01/13				120,431.25			
Fairmont 13-B Water Revenue	02/01/13	2.000 - 2.000	997,242	848,900	11,887.97	09/44	UNB	S&J
Fairmont 13-B Water Reserve	02/01/13				26,912.23			
Fairmont 99 Water Revenue	01/01/99	5.250 - 5.250	19,945,000	3,000,000	988,149.18	07/22	DTC	S&J
Fairmont 99 Water Reserve	01/01/99				300,862.54			
Fairview 12-A Water Revenue	05/24/12	0.000 - 0.000	1,100,000	913,060	2,620.08	03/52	UNB	S&J
Fairview 12-A Water Reserve	05/24/12				30,301.71			
Falling Springs 09-A Water Reserve	07/27/09				5,441.62			
Farmington 07-A Sewer Revenue	11/14/07	0.000 - 0.000	320,000	223,559	1,367.30	09/47	UNB	S&J
Farmington 07-A Sewer Reserve	11/14/07				8,672.85			
Farmington 19-A Sewer Revenue	10/03/19	2.000 - 2.000	1,010,000	930,171	0.00	06/51	UNB	SJ
Farmington 19-A Sewer Reserve	10/03/19				0.00			
Fenwick Mountain PSD 14-A Water Revenue	09/18/14	0.500 - 0.500	1,059,000	910,092	4,608.34	12/45	BPH	S&J
Fenwick Mountain PSD 14-A Water Reserve	09/18/14				18,034.67			
Flatwoods-Canoe Run PSD 11-A Sewer Revenue	06/24/11	0.000 - 0.000	8,033,000	6,771,103	24,024.15	12/50	DEP	S&J
Flatwoods-Canoe Run PSD 11-A Sewer Reserve	06/24/11				257,270.26			
Flatwoods-Canoe Run PSD 15-A Sewer Refunding Revenue	05/27/15	3.500 - 3.500	584,000	428,067	4,284.71	11/30	FNBRB:BH	S&J
Flatwoods-Canoe Run PSD 15-A Sewer Refunding Reserve	05/27/15				51,692.63			
Flatwoods-Canoe Run PSD 90-A Sewer Revenue	11/14/90	8.100 - 8.100	1,147,938	655,074	55,535.76	10/29	BNY	S&J

ACCOUNT NAME	ISSUE DATE	INTEREST	ORIGINAL ISSUANCE	6/30/2020 OUTSTANDING	6/30/2020 ACCT BALANCE	LAST DEBT	PAYING AGENT	BOND COUNSEL
Flatwoods-Canoe Run PSD 90-A Sewer Reserve	11/14/90				0.00		LOC	01/01/2021
Flatwoods-Canoe Run PSD 90-B Sewer Revenue	11/14/90	0.000 - 0.000	51,842	13,643	1,155.45	10/29	BNY	S&J
Flatwoods-Canoe Run PSD 90-B Sewer Reserve	11/14/90				1,441.14			
Flatwoods-Canoe Run PSD 91-A Sewer Revenue	11/15/91	7.750 - 7.750	275,806	170,358	11,099.09	10/31	BNY	S&J
Flatwoods-Canoe Run PSD 91-A Sewer Reserve	11/15/91				0.00		LOC	01/01/2021
Flatwoods-Canoe Run PSD 91-B Sewer Revenue	11/15/91	0.000 - 0.000	9,194	2,829	196.05	10/31	BNY	S&J
Flatwoods-Canoe Run PSD 91-B Sewer Reserve	11/15/91				248.79			
Flatwoods-Canoe Run PSD 05-A Water Revenue	12/08/05	0.000 - 0.000	5,085,825	3,357,309	24,492.74	09/45	UNB	S&J
Flatwoods-Canoe Run PSD 05-A Water Reserve	12/08/05				139,747.21			
Flatwoods-Canoe Run PSD 07-A Water Revenue	04/24/07	0.000 - 0.000	1,014,000	699,984	4,710.00	03/47	UNB	S&J
Flatwoods-Canoe Run PSD 07-A Water Reserve	04/24/07				27,511.84			
Flatwoods-Canoe Run PSD 16-A Water Refunding Revenue	05/05/16	2.700 - 2.700	1,811,000	1,408,246	26,449.24	09/31	BBT Govment	S&J
Flatwoods-Canoe Run PSD 16-A Water Refunding Reserve	05/05/16				146,087.34			
Flatwoods-Canoe Run PSD 16-B Water Refunding Revenue	12/15/16	3.500 - 3.500	1,960,000	1,718,440	11,964.59	02/37	OVB:BH	S&J
Flatwoods-Canoe Run PSD 16-B Water Ref Reserve	12/15/16				143,273.67			
Flatwoods-Canoe Run PSD 18-A Water Reserve	09/20/18				0.00			
Flatwoods-Canoe Run PSD 20-A Water Revenue	02/27/20	2.000 - 2.000	511,408	468,201	0.00	06/51	UNB	S&J
Flatwoods-Canoe Run PSD 20-A Water Reserve	02/27/20				0.00			
Flatwoods-Canoe Run PSD 98-B Water Revenue	09/24/98	3.000 - 3.000	890,000	541,815	7,117.87	09/38	UNB	S&J
Flatwoods-Canoe Run PSD 98-B Water Reserve	09/24/98				38,876.63			
Flemington 14-A Sewer Revenue	01/28/14	0.000 - 0.000	2,300,317	2,064,957	5,533.79	09/53	DEP	S&J
Flemington 14-A Sewer Reserve	01/28/14				31,603.86			
Flemington 98-B Sewer Revenue	06/04/98	0.000 - 0.000	663,700	305,992	1,593.13	03/38	UNB	S&J
Flemington 98-B Sewer Reserve (R)*	06/04/98				18,181.27			
Follansbee 19 Sewer Revenue	04/22/19	3.440 - 3.440	1,000,000	741,848	34,786.41	04/22	WESBK-WHEEL	BR
Follansbee 19 Sewer Reserve	04/22/19				3,147.63			
Follansbee 02-A Water Revenue	08/16/02	5.800 - 5.800	7,790,000	6,014,368	213,070.76	10/39	BNY	S&J

ACCOUNT NAME	ISSUE DATE	INTEREST	ORIGINAL ISSUANCE	6/30/2020 OUTSTANDING	6/30/2020 ACCT BALANCE	LAST DEBT	PAYING AGENT	BOND COUNSEL
Follansbee 02-A Water Reserve	08/16/02				515,879.00			
Follansbee 19 Water Revenue	01/31/19	3.000 - 3.000	888,252	364,460	8,026.90	12/39	BPH	BR
Follansbee 19 Water Reserve	01/31/19				3,454.71			
Fort Gay 19-A Sewer GAN	11/08/19	0.000 - 0.000	231,492	219,907	0.00	05/21	BBT/WDA	S&J
Fort Gay 99-A Water Revenue	07/19/99	0.000 - 0.000	305,000	99,099	3,116.42	03/30	BPH	JK
Fort Gay 99-A Water Reserve	07/19/99				10,253.15			
Fountain PSD 07-A Water Reserve	01/07/07				24,143.65			
Fountain PSD 07-B Water Revenue	01/09/07	0.000 - 0.000	1,140,000	779,605	4,722.91	12/46	UNB	S&J
Fountain PSD 07-B Water Reserve	01/09/07				30,941.64			
Fountain PSD 17-A Water Revenue	02/23/17	1.000 - 1.000	8,494,800	8,261,766	22,822.06	12/56	UNB	JK
Fountain PSD 17-A Water Reserve	02/23/17				283,892.94			
Fountain PSD 90-A Water Revenue	04/20/90	7.850 - 7.850	356,633	199,607	17,258.81	10/29	BNY	S&J
Fountain PSD 90-A Water Reserve	04/20/90				29,709.06			
Fountain PSD 90-B Water Revenue	04/20/90	0.000 - 0.000	16,642	4,267	557.41	10/29	BNY	S&J
Fountain PSD 90-B Water Reserve	04/20/90				453.00			
Frankfort PSD 00-A Sewer Revenue	06/22/00	0.000 - 0.000	500,000	195,809	2,989.22	03/32	DEP	S&J
Frankfort PSD 00-A Sewer Reserve	06/22/00				17,595.33			
Frankfort PSD 00-B Sewer Revenue	06/22/00	0.000 - 0.000	1,572,459	822,165	7,259.74	06/40	UNB	S&J
Frankfort PSD 00-B Sewer Reserve	06/22/00				43,374.80			
Frankfort PSD 15-A Sewer Revenue	01/16/15	0.000 - 0.000	17,350,000	15,751,970	46,106.31	12/54	DEP	S&J
Frankfort PSD 15-A Sewer Reserve	01/16/15				168,382.57			
Frankfort PSD 15-B Sewer Revenue	01/16/15	0.602 - 1.000	7,911,125	7,411,140	23,497.27	12/54	UNB	S&J
Frankfort PSD 15-B Sewer Reserve	01/16/15				93,770.44			
Frankfort PSD 16-A Sewer Revenue	11/10/16	0.250 - 0.250	3,700,000	3,452,378	13,706.07	09/56	DEP	S&J
Frankfort PSD 16-A Sewer Reserve	11/10/16				21,489.25			
Frankfort PSD 08-A Water Revenue	05/06/08	0.000 - 0.000	400,000	280,996	922.50	03/48	UNB	S&J
Frankfort PSD 08-A Water Reserve	05/06/08				10,505.06			

ACCOUNT NAME	ISSUE DATE	INTEREST	ORIGINAL ISSUANCE	6/30/2020 OUTSTANDING	6/30/2020 ACCT BALANCE	LAST DEBT	PAYING AGENT	BOND COUNSEL
Frankfort PSD 10-A Water Revenue	12/22/10	0.000 - 0.000	3,240,000	2,459,070	7,715.11	12/50	UNB	S&J
Frankfort PSD 10-A Water Reserve	12/22/10				70,962.81			
Frankfort PSD 17-A Water Revenue	03/16/17	1.000 - 1.000	7,123,000	6,797,509	26,526.38	03/57	UNB	S&J
Frankfort PSD 17-A Water Reserve	03/16/17				30,335.48			
Franklin 03 Sewer Revenue	02/11/03	0.000 - 0.000	1,332,645	621,880	8,252.97	06/34	DEP	S&J
Franklin 03 Sewer Reserve	02/11/03				46,872.88			
Franklin 16-A Sewer Revenue	09/07/16	0.000 - 0.000	1,140,900	1,065,840	2,986.87	12/55	DEP	S&J
Franklin 16-A Sewer Reserve	09/07/16				31,049.24			
Franklin 03-A Water Revenue	12/17/03	0.000 - 0.000	2,528,623	1,222,168	17,591.99	12/34	BPH	S&J
Franklin 03-A Water Reserve	12/17/03				88,933.46			
Franklin 18-A Water Revenue	07/31/18	5.780 - 5.780	500,000	478,151	3,682.00	09/38	PCB:BH	S&J
Franklin 18-A Water Reserve	07/31/18				7,944.11			
Franklin 94 Water Revenue	05/27/94	6.750 - 6.750	309,000	200,902	12,551.52	10/33	BNY	S&J
Franklin 94 Water Reserve	05/27/94				22,753.71			
Gap Mills PSD 07-A Water Reserve	05/21/07				18,895.10			
Gap Mills PSD 07-B Water Reserve	05/21/07				4,307.71			
Gary 15-A Sewer Revenue	11/18/15	4.000 - 4.000	96,600	58,001	1,037.85	12/25	MCNB	S&J
Gary 15-A Sewer Reserve	11/18/15				9,713.12			
Gary 00-A Water Revenue	08/01/00	0.000 - 0.000	1,786,911	670,086	11,527.65	09/31	BPH	JK
Gary 00-A Water Reserve	08/01/00				70,816.65			
Gauley River PSD 05-A Water Reserve	11/02/05				86,750.82			
Gauley River PSD 07-A Water Revenue	11/13/07	0.000 - 0.000	354,818	244,764	1,597.20	09/47	UNB	JK
Gauley River PSD 07-A Water Reserve	11/13/07				9,140.44			
Gauley River PSD 10-A Water Reserve	03/25/10				94,064.71			
Gauley River PSD 12-A Water Reserve	03/07/12				52,844.57			
Gauley River PSD 14-A Water Reserve	10/10/14				21,650.00			
Gauley River PSD 86-A Water Revenue	05/09/86	9.750 - 9.750	123,230	54,297	8,667.46	10/25	BNY	JK

ACCOUNT NAME	ISSUE DATE	INTEREST	ORIGINAL ISSUANCE	6/30/2020 OUTSTANDING	6/30/2020 ACCT BALANCE	LAST DEBT	PAYING AGENT	BOND COUNSEL
Gauley River PSD 86-A Water Reserve	05/09/86				12,444.48			
Gauley River PSD 86-B Water Revenue	05/09/86	0.000 - 0.000	61,350	9,687	2,928.27	10/25	BNY	JK
Gauley River PSD 86-B Water Reserve	05/09/86				1,641.29			
Gauley River PSD 93 Water Reserve	03/17/93				94,786.75			
Gauley River PSD 97-A Water Reserve	06/26/97				22,937.12			
Gauley River PSD 97-B Water Reserve	06/26/97				3,161.42			
Gilbert 98-B Sewer Revenue	09/29/98	1.000 - 1.000	1,250,000	1,234,601	6,190.50	09/38	UNB	JK
Gilbert 98-B Sewer Reserve	03/01/20				74,210.22			
Gilbert 09-A Water Reserve	08/03/09				24,782.79			
Gilbert 12-A Water Reserve	07/27/12				15,856.97			
Gilbert 12-B Water Reserve	07/27/12				31,788.75			
Gilbert 12-C Water Revenue	07/27/12	0.000 - 0.000	983,500	817,438	2,364.00	06/52	UNB	JK
Gilbert 12-C Water Reserve	07/27/12				17,507.84			
Gilbert 19-A Water Reserve	11/25/19				0.00			
Gilmer County PSD 05-A Water Revenue	04/19/05	0.000 - 0.000	1,470,000	945,000	3,790.95	03/45	UNB	S&J
Gilmer County PSD 05-A Water Reserve	04/19/05				40,232.11			
Gilmer County PSD 05-B Water Revenue	04/19/05	0.000 - 0.000	1,639,000	887,770	5,879.12	09/36	BPH	S&J
Gilmer County PSD 05-B Water Reserve	04/19/05				57,569.62			
Gilmer County PSD 08-A Water Revenue	04/16/08	0.000 - 0.000	1,325,000	955,028	3,208.58	03/48	UNB	S&J
Gilmer County PSD 08-A Water Reserve	04/16/08				36,680.02			
Gilmer County PSD 13-A Water Revenue	05/24/13	0.000 - 0.000	1,725,000	1,408,750	6,137.14	12/44	BPH	S&J
Gilmer County PSD 13-A Water Reserve	05/24/13				33,329.01			
Gilmer County PSD 16-A Water Revenue	10/06/16	1.000 - 1.000	160,000	150,645	453.86	09/56	UNB	S&J
Gilmer County PSD 16-A Water Reserve	09/01/17				1,438.40			
Gilmer County PSD 19-A Water Revenue	06/25/19	4.750 - 4.750	1,400,000	1,140,631	14,793.52	02/30	MVB:BH	S&J
Gilmer County PSD 19-A Water Reserve	06/25/19				5,839.55			
Glen Dale 11-A Water Reserve	04/21/11				72,273.29			

ACCOUNT NAME	ISSUE DATE	INTEREST	ORIGINAL ISSUANCE	6/30/2020 OUTSTANDING	6/30/2020 ACCT BALANCE	LAST DEBT	PAYING AGENT	BOND COUNSEL
Glen Dale 98-A Water Revenue	08/26/98	6.250 - 6.250	500,000	347,078	16,122.65	10/35	BNY	S&J
Glen Dale 98-A Water Reserve	08/26/98				35,127.90			
Glen Rogers PSD 06-A Sewer Revenue	06/27/06	0.000 - 0.000	160,000	86,645	2,559.72	09/36	DEP	S&J
Glen Rogers PSD 06-A Sewer Reserve	06/27/06				5,741.56			
Glen-White Trap Hill PSD 07-A Water Reserve	09/26/07				120,221.33			
Glen-White Trap Hill PSD 12-A Water Reserve	04/13/12				6,001.42			
Glen-White Trap Hill PSD 12-B Water Reserve	04/13/12				62,591.73			
Grafton 15-A Hospital Reserve	10/28/15				76,059.29			
Grafton 15-B Hospital Reserve	10/28/15				16,424.37			
Grafton 00 Water & Sewer System Design Revenue	07/07/00	0.000 - 0.000	718,500	263,428	5,479.55	06/31	DEP	S&J
Grafton 00 Water & Sewer System Design Reserve	07/07/00				26,407.48			
Grafton 05-A Water & Sewer Revenue	12/19/05	0.000 - 0.000	4,227,582	2,501,312	37,833.36	03/38	DEP	S&J
Grafton 05-A Water & Sewer Reserve	12/19/05				140,963.77			
Grafton 94 Water & Sewer Revenue	07/27/94	6.750 - 6.750	2,830,000	1,839,974	132,146.34	10/33	BNY	S&J
Grafton 94 Water & Sewer Reserve	07/27/94				208,389.20			
Grandview-Doolin PSD 00-A Water Revenue	05/02/00	0.000 - 0.000	1,483,979	556,470	13,632.78	09/31	BPH	S&J
Grandview-Doolin PSD 00-A Water Reserve	05/02/00				52,269.88			
Grandview-Doolin PSD 00-B Water Revenue	05/02/00	0.000 - 0.000	3,305,290	1,695,565	15,184.54	03/40	UNB	S&J
Grandview-Doolin PSD 00-B Water Reserve	05/02/00				90,714.96			
Grandview-Doolin PSD 14-A Water Revenue	11/20/14	1.000 - 1.000	7,999,678	7,298,821	23,424.42	09/54	UNB	S&J
Grandview-Doolin PSD 14-A Water Reserve	11/20/14				106,180.88			
Grant County PSD 05-A Water Revenue	07/28/05	0.000 - 0.000	1,833,369	1,182,819	8,726.13	06/45	UNB	JK
Grant County PSD 05-A Water Reserve	07/28/05				48,693.12			
Grant County PSD 08-A Water Reserve	03/27/08				26,243.78			
Grant County PSD 11-A Water Revenue	03/22/11	3.000 - 3.000	328,300	219,900	2,265.40	06/32	UNB	S&J
Grant County PSD 11-A Water Reserve	03/22/11				22,010.50			
Grant County PSD 11-B Water Revenue	03/22/11	1.000 - 1.000	115,000	87,619	410.00	06/42	UNB	S&J

ACCOUNT NAME	ISSUE DATE	INTEREST	ORIGINAL ISSUANCE	6/30/2020 OUTSTANDING	6/30/2020 ACCT BALANCE	LAST DEBT	PAYING AGENT	BOND COUNSEL
Grant County PSD 11-B Water Reserve	03/22/11				4,467.91			
Grant County PSD 16-A Water Refunding Revenue	06/23/16	2.970 - 2.970	126,000	69,622	1,565.34	08/24	SUMMIT CM B	S&J
Grant County PSD 16-A Water Refunding Reserve	06/23/16				12,967.38			
Grant County PSD 16-B Water Refunding Revenue	06/23/16	3.310 - 3.310	119,600	92,751	941.59	09/30	SUMMIT CM B	S&J
Grant County PSD 16-B Water Refunding Reserve	06/23/16				11,020.18			
Grant County PSD 16-C Water Refunding Revenue	06/23/16	3.340 - 3.340	337,000	267,373	2,531.92	08/31	SUMMIT CM B	S&J
Grant County PSD 16-C Water Refunding Reserve	06/23/16				29,632.54			
Grant County PSD 99 Water Reserve	02/25/99				106,035.02			
Grant Town 10-A Water Revenue	07/20/10	0.000 - 0.000	1,610,000	1,236,912	3,752.97	06/50	UNB	S&J
Grant Town 10-A Water Reserve	07/20/10				37,488.16			
Grantsville 09-A Sewer Revenue	11/12/09	0.000 - 0.000	343,361	260,851	1,464.35	09/49	DEP	S&J
Grantsville 09-A Sewer Reserve	11/12/09				9,488.88			
Grantsville 15-A Sewer Reserve	05/15/15				2,914.47			
Grantsville 15-B Sewer Reserve	05/15/15				850.05			
Grantsville 11-A Water Reserve	12/27/11				35,781.70			
Grantsville 15-A Water Revenue	08/28/15	4.300 - 4.300	400,000	300,418	3,276.08	09/30	OVB:BH	S&J
Grantsville 15-A Water Reserve	08/01/15				18,226.61			
Grantsville 91 Water Reserve	02/27/91				4,741.86			
Grantsville 91 Water Depreciation	02/27/91				6,041.20			
Greater Harrison County PSD 03-A Sewer Revenue	06/26/03	0.000 - 0.000	1,981,165	1,183,535	5,201.46	06/43	DEP	S&J
Greater Harrison County PSD 03-A Sewer Reserve	06/26/03				54,282.10			
Greater Harrison County PSD 03-B Sewer Revenue	06/26/03	0.000 - 0.000	4,130,000	2,467,273	9,900.74	06/43	UNB	S&J
Greater Harrison County PSD 03-B Sewer Reserve	06/26/03				113,154.63			
Greater Harrison County PSD 08-A Sewer Revenue	10/27/08	0.000 - 0.000	943,500	683,424	2,266.78	09/48	UNB	S&J
Greater Harrison County PSD 08-A Sewer Reserve	10/27/08				24,719.10			
Greater Harrison County PSD 16-A Sewer Revenue	07/20/16	0.000 - 0.000	2,460,423	2,263,323	6,600.80	12/54	DEP	S&J
Greater Harrison County PSD 16-A Sewer Reserve	07/20/16				20,918.54			

ACCOUNT NAME	ISSUE DATE	INTEREST	ORIGINAL ISSUANCE	6/30/2020 OUTSTANDING	6/30/2020 ACCT BALANCE	LAST DEBT	PAYING AGENT	BOND COUNSEL
Greater Harrison County PSD 19-A Sewer Reserve	08/26/19				0.00			
Greater Harrison County PSD 19-B Sewer Reserve	08/26/19				0.00			
Greater Harrison County PSD 19-C Sewer Revenue	08/26/19	0.250 - 0.250	9,878,500	5,206,210	0.00	06/57	DEP	S&J
Greater Harrison County PSD 19-C Sewer Reserve	08/26/19				0.00			
Greater Harrison County (Grant Un) PSD 86-A Sewer Revenue	11/06/86	8.380 - 8.380	1,758,771	794,810	86,330.94	10/26	BNY	S&J
Greater Harrison County PSD 86-A S Reserve (R)*	11/06/86				158,895.42			
Greater Harrison County (Grant Un) PSD 86-B Sewer Revenue	11/06/86	0.000 - 0.000	431,387	79,466	8,865.34	10/26	BNY	S&J
Greater Harrison County PSD 86-B S Reserve (R)*	11/06/86				11,979.79			
Greater Harrison County (Grant Un) PSD 90-A Sewer Revenue	04/06/90	7.850 - 7.850	285,908	160,022	12,016.49	10/29	BNY	S&J
Greater Harrison County PSD 90-A S Reserve (R)*	04/06/90				24,337.86			
Greater Harrison County (Grant Un) PSD 90-B Sewer Revenue	04/06/90	0.000 - 0.000	13,342	3,421	267.11	10/29	BNY	S&J
Greater Harrison County PSD 90-B S Reserve (R)*	04/06/90				360.81			
Greater Harrison County PSD 04-A Water Revenue	07/27/04	0.000 - 0.000	703,000	438,233	1,877.05	06/44	UNB	S&J
Greater Harrison County PSD 04-A Water Reserve	07/27/04				19,261.17			
Greater Harrison County PSD 06-A Water Revenue	03/29/06	0.000 - 0.000	1,250,000	830,620	2,984.39	03/46	UNB	S&J
Greater Harrison County PSD 06-A Water Reserve	03/29/06				33,889.02			
Greater Harrison County PSD 09-A Water Revenue	03/16/09	0.000 - 0.000	1,500,000	1,112,880	3,567.24	03/49	UNB	S&J
Greater Harrison County PSD 09-A Water Reserve	03/16/09				40,863.61			
Greater Harrison County PSD 14-A Water Reserve	12/05/14				67,396.62			
Greater Marion PSD 00 Sewer Revenue	12/11/00	0.000 - 0.000	400,000	149,985	1,387.56	09/31	DEP	S&J
Greater Marion PSD 00 Sewer Reserve (R)*	12/11/00				14,060.48			
Greater Marion PSD 13-A Sewer Revenue	02/01/13	0.000 - 0.000	1,663,080	1,631,496	1,006.37	12/52	DEP	S&J
Greater Marion PSD 13-A Sewer Reserve	02/01/13				4,846.83			
Greater Marion PSD 99-A Sewer Revenue	06/23/99	0.000 - 0.000	400,000	15,000	2,088.19	03/21	DEP	S&J
Greater Marion PSD 99-A Sewer Reserve (R)*	06/23/99				21,093.58			
Greater Marion PSD 99-B Sewer Revenue	06/23/99	0.000 - 0.000	1,700,000	833,528	4,057.29	06/39	UNB	S&J
Greater Marion PSD 99-B Sewer Reserve (R)*	06/23/99				46,269.38			

ACCOUNT NAME	ISSUE DATE	INTEREST	ORIGINAL ISSUANCE	6/30/2020 OUTSTANDING	6/30/2020 ACCT BALANCE	LAST DEBT	PAYING AGENT	BOND COUNSEL
Greater Paw Paw Sanitary Dist 18-A Sewer Revenue	05/03/18	0.750 - 0.750	2,960,000	2,587,229	9,867.86	03/48	DEP	S&J
Greater Paw Paw Sanitary Dist 18-A Sewer Reserve	05/03/18				11,532.20			
Greater Paw Paw Sanitary Dist 87-A Sewer Revenue	04/07/87	8.380 - 8.380	1,548,258	699,681	72,790.66	10/26	BNY	S&J
Greater Paw Paw Sanitary Dist 87-A Sewer Reserve	04/07/87				136,145.00			
Greater Paw Paw Sanitary Dist 87-B Sewer Revenue	04/07/87	0.000 - 0.000	379,753	69,955	7,475.05	10/26	BNY	S&J
Greater Paw Paw Sanitary Dist 87-B Sewer Reserve	04/07/87				9,994.00			
Greater Paw Paw Sanitary Dist 92-A Sewer Revenue	04/22/92	7.750 - 7.750	483,871	302,777	17,718.60	10/31	BNY	S&J
Greater Paw Paw Sanitary Dist 92-A Sewer Reserve	04/22/92				39,659.00			
Greater Paw Paw Sanitary Dist 92-B Sewer Revenue	04/22/92	0.000 - 0.000	16,129	4,963	310.13	10/31	BNY	S&J
Greater Paw Paw Sanitary Dist 92-B Sewer Reserve	04/22/92				414.00			
Greater St Albans PSD 07-A Sewer Revenue	08/28/07	0.000 - 0.000	1,850,000	1,140,818	5,810.41	12/38	DEP	S&J
Greater St Albans PSD 07-A Sewer Reserve (R)*	08/28/07				64,983.22			
Greater St Albans PSD 10-A Sewer Revenue	01/29/10	0.000 - 0.000	1,276,820	991,201	3,093.81	12/49	DEP	S&J
Greater St Albans PSD 10-A Sewer Reserve	01/29/10				35,419.15			
Greater St Albans PSD 10-C Sewer Revenue	01/29/10	0.000 - 0.000	5,000,000	3,881,570	11,526.67	12/49	UNB	S&J
Greater St Albans PSD 10-C Sewer Reserve	01/29/10				138,683.94			
Greater St Albans PSD 16-A Sewer Revenue	06/17/16	0.500 - 0.500	16,822,000	15,342,498	53,191.66	03/47	DEP	S&J
Greater St Albans PSD 16-A Sewer Reserve	06/17/16				376,875.33			
Greater St Albans PSD 90-A Sewer Revenue	08/24/90	8.100 - 8.100	3,079,067	1,757,081	137,158.43	10/29	BNY	VLF
Greater St Albans PSD 90-A Sewer Reserve (R)*	08/24/90				276,734.92			
Greater St Albans PSD 90-B Sewer Revenue	08/24/90	0.000 - 0.000	139,054	36,593	3,564.28	10/29	BNY	VLF
Greater St Albans PSD 90-B Sewer Reserve (R)*	08/24/90				3,878.17			
Green Valley-Glenwood PSD 10-A Sewer Refunding Revenue	12/29/10	3.630 - 3.630	1,290,000	519,829	33,434.14	05/25	BBT Govment	S&J
Green Valley-Glenwood PSD 10-A Sewer Ref Reserve	12/29/10				121,888.92			
Green Valley-Glenwood PSD 14-A Sewer Refunding Revenue	07/23/14	0.500 - 0.500	890,330	758,100	3,305.55	09/45	DEP	S&J
Green Valley Glenwood PSD 14-A Sewer Ref Reserve	07/23/14				16,091.71			
Green Valley Glenwood PSD 17-A Sewer Ref Revenue	12/21/17	2.100 - 4.000	3,230,000	3,045,000	68,073.64	12/41	DTC	S&J

ACCOUNT NAME	ISSUE DATE	INTEREST	ORIGINAL ISSUANCE	6/30/2020 OUTSTANDING	6/30/2020 ACCT BALANCE	LAST DEBT	PAYING AGENT	BOND COUNSEL
Green Valley Glenwood PSD 17-A Sewer Ref Reserve	12/21/17				221,247.53			
Green Valley Glenwood PSD 17-B Sewer Ref Revenue	12/21/17	3.000 - 3.625	400,000	370,000	10,326.15	12/36	DTC	S&J
Green Valley Glenwood PSD 17-B Sewer Ref Reserve	12/21/17				27,399.07			
Green Valley-Glenwood PSD 98-B Sewer Revenue	11/25/98	0.000 - 0.000	317,500	148,555	1,460.19	09/38	UNB	S&J
Green Valley-Glenwood PSD 98-B Sewer Reserve	11/25/98				9,588.67			
Green Valley-Glenwood PSD 05-A Water Reserve	07/08/05				77,161.02			
Green Valley-Glenwood PSD 05-B Water Reserve	07/08/05				36,643.87			
Green Valley-Glenwood PSD 16-A Water Reserve	08/19/16				114,607.48			
Greenbrier County PSD #2 97-B Sewer Revenue	12/11/97	0.000 - 0.000	755,000	336,624	9,587.49	12/37	UNB	S&J
Greenbrier County PSD #2 97-B Sewer Reserve	12/11/97				23,615.26			
Greenbrier County PSD #2 18-A Water Revenue	05/31/18	0.500 - 0.500	6,015,000	5,906,439	19,696.87	12/49	BPH	JK
Greenbrier County PSD #2 18-A Water Reserve	05/31/18				12,629.02			
Greenbrier County Schools 16 Refunding GO	07/27/16	1.500 - 5.000	23,250,000	12,570,000	971,103.66	05/24	DTC	BR
Greenbrier County Schools 16 Ref GO Sur Col	07/27/16				420,727.79			
Greenbrier PSD #1 17-A Sewer Refunding Revenue	05/11/17	2.000 - 3.750	5,435,000	5,245,000	141,776.31	10/47	DTC	JK
Greenbrier PSD #1 17-A Sewer Refunding Reserve	05/11/17				299,611.38			
Hamlin PSD 99 Sewer Revenue	10/28/99	0.000 - 0.000	1,270,883	75,645	13,169.64	09/21	DEP	G&G
Hammond PSD 02-A Water Revenue	04/16/02	0.000 - 0.000	472,620	261,898	4,413.91	03/42	UNB	S&J
Hammond PSD 02-A Water Reserve	04/16/02				12,892.79			
Hammond PSD 17-B Water Refunding Revenue	02/28/17	3.900 - 3.900	785,000	681,613	10,833.88	09/34	OVB:BH	S&J
Hammond PSD 17-B Water Refunding Reserve	02/28/17				65,659.54			
Hamrick PSD 09-A Sewer Revenue	12/04/09	0.000 - 0.000	215,781	145,639	680.60	09/40	DEP	S&J
Hamrick PSD 09-A Sewer Reserve	12/04/09				7,603.44			
Hamrick PSD 98-B Sewer Revenue	01/20/98	2.000 - 2.000	1,550,000	852,047	8,304.22	12/37	UNB	S&J
Hamrick PSD 98-B Sewer Reserve	01/20/98				58,142.98			
Hamrick PSD 03-A Water Revenue	03/31/03	0.000 - 0.000	760,000	348,315	3,230.90	03/34	BPH	S&J
Hamrick PSD 03-A Water Reserve	03/31/03				26,740.04			

ACCOUNT NAME	ISSUE DATE	INTEREST	ORIGINAL ISSUANCE	6/30/2020 OUTSTANDING	6/30/2020 ACCT BALANCE	LAST DEBT	PAYING AGENT	BOND COUNSEL
Hamrick PSD 17-A Water Revenue	01/17/17	1.000 - 1.000	4,150,000	3,837,747	15,207.37	12/56	UNB	S&J
Hamrick PSD 17-A Water Reserve	01/17/17				27,534.28			
Hancock County PSD 02 Sewer Revenue	08/01/02	0.000 - 0.000	1,000,000	571,428	4,693.51	06/42	UNB	S&J
Hancock County PSD 02 Sewer Reserve	08/01/02				27,336.78			
Hancock County PSD 04-A Sewer Revenue	06/08/04	0.000 - 0.000	899,699	550,134	7,747.45	06/44	DEP	S&J
Hancock County PSD 04-A Sewer Reserve	06/08/04				22,987.53			
Hancock County PSD 08-A Sewer Revenue	08/12/08	0.000 - 0.000	4,569,751	4,310,161	6,441.11	06/35	DEP	S&J
Hancock County PSD 08-A Sewer Reserve	08/12/08				67,111.95			
Hancock County PSD 08-B Sewer Revenue	08/12/08	0.000 - 0.000	5,468,620	4,029,500	13,015.39	06/48	UNB	S&J
Hancock County PSD 08-B Sewer Reserve	08/12/08				151,267.24			
Hancock County PSD 17-A Sewer Revenue	12/21/17	0.250 - 0.250	5,550,000	5,480,343	13,516.15	12/57	DEP	JK
Hancock County PSD 17-A Sewer Reserve	12/21/17				8,952.49			
Hancock County PSD 95-A Sewer Revenue	12/07/95	6.750 - 6.750	289,532	190,502	13,310.75	10/33	BNY	S&J
Hancock County PSD 95-A Sewer Reserve (R)*	12/07/95				22,574.71			
Hancock County PSD 95-B Sewer Revenue	12/07/95	6.250 - 6.250	1,080,088	740,231	45,408.97	10/35	BNY	S&J
Hancock County PSD 95-B Sewer Reserve (R)*	12/07/95				78,389.30			
Hancock County PSD 99 Sewer Revenue	12/02/99	0.000 - 0.000	4,996,347	187,362	72,883.49	03/21	DEP	S&J
Hancock County PSD 99 Sewer Reserve (R)*	12/02/99				262,872.15			
Hancock County Schools 11 Escrow	03/10/11	3.000 - 5.000	37,000,000	28,290,000	0.00	05/36	DTC	BR
Hancock County Schools 19 Refunding GO	12/17/19	2.497 - 4.114	30,955,000	29,630,000	618,743.17	05/36	KEY/CNB/WESBK	D&S
Hancock County Schools 19 GO Surplus Collections	12/17/19				577,311.14			
Hancock County Schools 83 GO Bank Fee	04/01/83				12,886.70			
Handley 90-A Sewer Revenue	07/27/90	8.100 - 8.100	155,251	88,596	7,138.76	10/29	BNY	VLF
Handley 90-A Sewer Reserve	07/27/90				13,317.89			
Handley 90-B Sewer Revenue	07/27/90	0.000 - 0.000	7,011	1,845	156.15	10/29	BNY	VLF
Handley 90-B Sewer Reserve	07/27/90				185.76			
Hardy County PSD 14-A Sewer Revenue	03/07/14	0.000 - 0.000	1,271,950	1,107,811	3,043.45	06/30	UNB	S&J

ACCOUNT NAME	ISSUE DATE	INTEREST	ORIGINAL ISSUANCE	6/30/2020 OUTSTANDING	6/30/2020 ACCT BALANCE	LAST DEBT	PAYING AGENT	BOND COUNSEL
Hardy County PSD 14-A Sewer Reserve	03/07/14				17,296.68			
Hardy County PSD 01-A Water Reserve	09/18/01				37,887.13			
Hardy County PSD 02-A Water Revenue	03/19/02	0.000 - 0.000	1,215,824	682,430	3,312.31	03/42	UNB	S&J
Hardy County PSD 02-A Water Reserve	03/19/02				33,139.75			
Hardy County PSD 03-A Water Revenue	07/30/03	0.000 - 0.000	534,200	317,073	1,457.61	06/43	UNB	S&J
Hardy County PSD 03-A Water Reserve	07/30/03				14,547.60			
Hardy County PSD 08-A Water Reserve	10/14/08				128,465.19			
Hardy County PSD 10-A Water Revenue	09/30/10	0.000 - 0.000	1,641,250	1,289,536	3,975.81	09/50	UNB	S&J
Hardy County PSD 10-A Water Reserve	09/30/10				45,056.23			
Hardy County PSD 17-A Water Refunding Revenue	04/19/17	2.950 - 2.950	139,000	108,056	1,239.44	02/29	CVB:BH	S&J
Hardy County PSD 17-A Water Refunding Reserve	04/19/17				14,223.03			
Hardy County PSD 17-B Water Refunding Revenue	04/19/17	3.300 - 3.300	26,000	21,029	216.58	06/30	CVB:BH	S&J
Hardy County PSD 17-B Water Refunding Reserve	04/19/17				2,485.25			
Hardy County PSD 17-C Water Refunding Revenue	04/19/17	3.150 - 3.150	208,000	176,970	1,462.88	05/33	CVB:BH	S&J
Hardy County PSD 17-C Water Refunding Reserve	04/19/17				16,786.91			
Hardy County PSD 17-D Water Refunding Revenue	04/19/17	3.250 - 3.250	422,900	371,426	2,686.81	11/35	GCB:BH	S&J
Hardy County PSD 17-D Water Refunding Reserve	04/19/17				30,831.28			
Hardy County PSD 17-E Water Refunding Revenue	04/19/17	3.400 - 3.400	430,400	384,434	2,611.80	06/37	GCB:BH	S&J
Hardy County PSD 17-E Water Refunding Reserve	04/19/17				29,971.05			
Hardy County PSD 20-A Water Reserve	02/10/20				0.00			
Hardy County Schools 12 GO	10/25/12	2.000 - 3.000	21,545,000	13,845,000	153,976.89	06/30	DTC	BR
Hardy County Schools 12 GO Sur Col	10/25/12				1,148,562.84			
Harman 08-A Sewer Revenue	11/07/08	0.000 - 0.000	300,000	223,014	705.86	09/48	UNB	S&J
Harman 08-A Sewer Reserve	11/07/08				7,902.63			
Harman 16-A Water Revenue	08/19/16	0.000 - 0.000	3,435,000	3,234,648	8,099.19	06/56	UNB	S&J
Harman 16-A Water Reserve	08/16/16				19,145.42			
Harpers Ferry 08-A Water Reserve	03/13/08				18,375.69			

ACCOUNT NAME	ISSUE DATE	INTEREST	ORIGINAL ISSUANCE	6/30/2020 OUTSTANDING	6/30/2020 ACCT BALANCE	LAST DEBT	PAYING AGENT	BOND COUNSEL
Harpers Ferry 86-A Water Revenue	12/19/86	8.380 - 8.380	611,912	276,530	37,869.75	10/26	BNY	S&J
Harpers Ferry 86-A Water Reserve	12/19/86				54,103.02			
Harpers Ferry 86-B Water Revenue	12/19/86	0.000 - 0.000	150,088	27,648	6,545.54	10/26	BNY	S&J
Harpers Ferry 86-B Water Reserve	12/19/86				12,251.28			
Harpers Ferry-Bolivar PSD 09-A Sewer Revenue	07/21/09	0.000 - 0.000	629,612	330,541	3,320.03	12/30	DEP	JK
Harpers Ferry-Bolivar PSD 09-A Sewer Reserve	07/21/09				33,117.64			
Harpers Ferry-Bolivar PSD 18-A Sewer Revenue	01/26/18	2.500 - 2.500	2,874,930	2,756,716	18,915.48	12/37	DEP	JK
Harpers Ferry-Bolivar PSD 18-A Sewer Reserve	01/26/18				16,454.75			
Harrisville 01-A Sewer Revenue	04/11/01	2.000 - 2.000	638,000	66,532	11,087.75	03/22	DEP	JK
Harrisville 01-A Sewer Reserve	04/11/01				38,996.60			
Harrisville 08-A Sewer Reserve	11/20/08				23,634.01			
Harrisville 13-A Sewer Reserve	12/13/13				2,059.45			
Harrisville 13-B Sewer Reserve	12/13/13				40,528.11			
Harrisville 90 Sewer Reserve	04/17/90				36,619.93			
Harrisville 08-A Water Reserve	08/15/08				38,089.85			
Harrisville 08-B Water Reserve	09/18/08				14,929.96			
Harrisville 12-A Water Reserve	02/03/12				10,661.37			
Harrisville 14-A Water Reserve	07/25/14				9,232.70			
Harrisville 14-B Water Revenue	07/25/14	1.000 - 1.000	290,000	260,184	833.41	06/54	UNB	JK
Harrisville 14-B Water Reserve	07/25/14				4,522.69			
Hartford 15-A Water Revenue	08/18/15	0.500 - 0.500	207,136	179,647	1,123.10	03/46	BPH	S&J
Hartford 15-A Water Reserve	08/18/15				3,331.50			
Hartford 18-A Water Revenue	06/27/18	0.500 - 0.500	1,425,864	1,384,068	4,945.57	09/49	BPH	S&J
Hartford 18-A Water Reserve	06/27/18				4,284.80			
Hillsboro 86-A Sewer Revenue	05/30/86	9.750 - 9.750	280,400	123,547	20,435.23	10/25	BNY	LFG
Hillsboro 86-A Sewer Reserve	05/30/86				28,315.69			
Hillsboro 86-B Sewer Revenue	05/30/86	0.000 - 0.000	139,600	22,042	3,447.86	10/25	BNY	LFG

ACCOUNT NAME	ISSUE DATE	INTEREST	ORIGINAL ISSUANCE	6/30/2020 OUTSTANDING	6/30/2020 ACCT BALANCE	LAST DEBT	PAYING AGENT	BOND COUNSEL
Hillsboro 86-B Sewer Reserve	05/30/86				3,810.90			
Hinton 04-A Sewer Revenue	03/30/04	0.000 - 0.000	490,000	298,397	5,684.24	03/44	DEP	S&J
Hinton 04-A Sewer Reserve	03/30/04				12,599.44			
Hinton 12-A Sewer Revenue	08/29/12	0.000 - 0.000	1,228,000	1,020,673	3,253.82	06/52	DEP	S&J
Hinton 12-A Sewer Reserve	08/29/12				21,854.22			
Hinton 90-A Sewer Revenue	06/14/90	7.850 - 7.850	637,262	356,675	34,574.34	10/29	BNY	S&J
Hinton 90-A Sewer Reserve	06/14/90				53,086.63			
Hinton 90-B Sewer Revenue	06/14/90	0.000 - 0.000	29,738	7,625	3,573.84	10/29	BNY	S&J
Hinton 90-B Sewer Reserve	06/14/90				806.92			
Hinton 90-C Sewer Reserve	06/14/90				39,576.65			
Hodgesville PSD 02-A Water Reserve	12/18/02				24,318.69			
Hodgesville PSD 11-A Water Reserve	04/14/11				12,261.55			
Hughes River Water 08-A Water Reserve	12/18/08				21,632.32			
Hughes River Water 08-B Water Reserve	12/18/08				6,293.25			
Huntington 00-A Sewer Revenue	10/24/00	2.000 - 2.000	1,832,399	163,704	12,244.80	12/21	DEP	S&J
Huntington 00-A Sewer Reserve	10/24/00				114,124.58			
Huntington 10-A Sewer Revenue	01/12/10	2.000 - 2.000	4,022,945	2,161,376	48,172.40	03/30	DEP	S&J
Huntington 10-A Sewer Reserve	01/12/10				245,891.80			
Huntington 10-B Sewer Revenue	11/10/10	2.000 - 2.000	2,622,055	1,633,833	23,043.59	12/31	DEP	S&J
Huntington 10-B Sewer Reserve	11/10/10				162,203.82			
Huntington 15-A Sewer Revenue	03/26/15	2.000 - 3.750	5,630,000	5,115,000	204,773.12	11/35	DTC	S&J
Huntington 15-A Sewer Reserve	03/26/15				435,156.46			
Huntington 16-A Sewer Refunding Revenue	04/08/16	2.020 - 2.020	2,816,000	1,553,000	268,813.52	11/23	SIGNBK:BH	S&J
Huntington 16-A Sewer Refunding Reserve	04/08/16				296,774.41			
Huntington 19 Sewer BAN	12/20/19	2.030 - 2.030	6,170,000	654,175	11,552.50	12/22	UB -Parkersburg	S&J
Huntington 20 Stormwater BAN	05/15/20	2.000 - 2.000	4,000,000	1,260,270	6,700.95	05/23	WESBK-WHEEL	S&J
Hurricane 05-B Sewer Revenue	08/09/05	3.000 - 3.000	1,114,236	467,966	67,370.74	10/25	BNY	S&J

ACCOUNT NAME	ISSUE DATE	INTEREST	ORIGINAL ISSUANCE	6/30/2020 OUTSTANDING	6/30/2020 ACCT BALANCE	LAST DEBT	PAYING AGENT	BOND COUNSEL
Hurricane 05-B Sewer Reserve	08/09/05				92,704.78			
Hurricane 05-C Sewer Revenue	08/09/05	5.000 - 5.000	485,764	204,015	29,370.82	10/25	BNY	S&J
Hurricane 05-C Sewer Reserve	08/09/05				40,415.17			
Hurricane 17-A Sewer Refunding Revenue	03/30/17	2.490 - 2.490	5,617,141	4,046,751	111,041.52	08/27	BBT Govment	S&J
Hurricane 17-A Sewer Refunding Reserve	03/30/17				590,116.87			
Hurricane 07-A Water Revenue	05/31/07	2.560 - 4.260	1,880,000	314,722	29,924.47	06/22	BBT Govment	S&J
Hurricane 07-A Water Reserve	05/31/07				94,572.08			
Hurricane 94 Water Revenue	05/05/94	6.750 - 6.750	1,100,000	715,184	44,777.84	10/33	BNY	S&J
Hurricane 94 Water Reserve	05/05/94				80,999.47			
Huttonsville PSD 03-A Sewer Revenue	06/03/03	0.000 - 0.000	3,934,000	2,169,485	10,901.93	03/39	UNB	JK
Huttonsville PSD 03-A Sewer Reserve	06/06/03				122,050.49			
Huttonsville PSD 03-B Sewer Reserve	06/06/03				30,466.80			
Huttonsville PSD 11-A Sewer Reserve	04/25/11				39,215.31			
Huttonsville PSD 11-B Sewer Revenue	04/25/11	0.000 - 0.000	800,000	643,100	1,946.79	03/51	UNB	S&J
Huttonsville PSD 11-B Sewer Reserve	04/25/11				22,067.32			
Huttonsville PSD 11-C Sewer Revenue	04/25/11	0.000 - 0.000	200,000	160,700	484.96	03/51	UNB	S&J
Huttonsville PSD 11-C Sewer Reserve	04/25/11				5,526.57			
Huttonsville PSD 00-A Water Reserve (R)*	07/27/00				37,865.68			
Huttonsville PSD 04-A Water Revenue	08/25/04	0.000 - 0.000	952,000	597,333	2,489.76	06/44	UNB	JK
Huttonsville PSD 04-A Water Reserve (R)*	08/25/04				26,248.20			
Huttonsville PSD 04-B Water Reserve (R)*	08/24/04				23,010.29			
Huttonsville PSD 12-A Water Revenue	08/07/12	0.000 - 0.000	244,500	185,398	848.78	03/43	BPH	S&J
Huttonsville PSD 12-A Water Reserve (R)*	08/07/12				6,229.26			
Huttonsville PSD 12-B Water Reserve	12/18/12				135,398.90			
Huttonsville PSD 12-C Water Revenue	12/18/12	0.000 - 0.000	1,085,000	921,884	2,630.37	12/52	UNB	S&J
Huttonsville PSD 12-C Water Reserve	12/18/12				17,191.22			
Huttonsville PSD 12-D Water Revenue	12/18/12	1.000 - 1.000	1,100,000	960,246	3,255.26	12/52	UNB	S&J

ACCOUNT NAME	ISSUE DATE	INTEREST	ORIGINAL ISSUANCE	6/30/2020 OUTSTANDING	6/30/2020 ACCT BALANCE	LAST DEBT	PAYING AGENT	BOND COUNSEL
Huttonsville PSD 12-D Water Reserve	12/18/12				20,994.53			
Huttonsville PSD 12-E Water Revenue	12/18/12	0.000 - 0.000	1,700,000	1,663,277	806.65	09/45	UNB	S&J
Huttonsville PSD 12-E Water Reserve	12/18/12				42,712.26			
Huttonsville PSD 15-A Water Reserve	06/05/15				22,553.17			
Huttonsville PSD 15-B Water Revenue	06/05/15	0.000 - 0.000	3,655,500	3,259,481	12,903.22	03/47	BPH	S&J
Huttonsville PSD 15-B Water Reserve	06/05/15				128,522.55			
Huttonsville PSD 96 Water Reserve (R)*	06/07/96				57,526.16			
Huttonsville 14-A Water Revenue	08/18/14	1.000 - 1.000	576,000	519,533	1,668.93	06/54	UNB	S&J
Huttonsville 14-A Water Reserve	08/18/14				8,555.14			
Jane Lew PSD 05-A Sewer Revenue	07/19/05	0.000 - 0.000	959,015	614,753	2,404.18	06/45	UNB	S&J
Jane Lew PSD 05-A Sewer Reserve	07/19/05				25,922.01			
Jane Lew PSD 13-A Sewer Revenue	05/06/13	0.000 - 0.000	5,167,000	4,424,016	12,875.87	03/53	UNB	S&J
Jane Lew PSD 13-A Sewer Reserve	05/06/13				78,300.91			
Jane Lew PSD 04-A Water Reserve	12/16/04				32,131.58			
Jane Lew PSD 09-A Water Revenue	10/23/09	0.000 - 0.000	429,399	293,397	2,497.11	12/40	BPH	S&J
Jane Lew PSD 09-A Water Reserve	10/23/09				14,326.57			
Junior 04-A Sewer Revenue	10/25/04	0.000 - 0.000	902,250	466,163	6,151.87	12/35	DEP	S&J
Junior 04-A Sewer Reserve	10/25/04				31,603.49			
Junior 12-A Sewer Reserve	06/21/12				8,337.31			
Junior 09-A Water Revenue	09/10/09	0.000 - 0.000	690,000	520,824	3,105.86	09/49	UNB	S&J
Junior 09-A Water Reserve	09/10/09				18,845.15			
Justice PSD 93 Water Revenue	11/24/93	6.750 - 6.750	439,000	283,899	16,246.84	10/33	BNY	JK
Justice PSD 93 Water Reserve	11/24/93				31,978.00			
Kanawha Falls PSD 03-A Sewer Revenue	11/06/03	0.000 - 0.000	1,990,400	978,593	14,011.39	03/35	DEP	JK
Kanawha Falls PSD 03-A Sewer Reserve	11/06/03				68,818.66			
Kanawha Falls PSD 03-B Sewer Revenue	11/06/03	5.800 - 5.800	110,000	32,669	7,117.33	10/23	BBT/WDA	JK
Kanawha Falls PSD 03-B Sewer Reserve	11/06/03				9,437.79			

ACCOUNT NAME	ISSUE DATE	INTEREST	ORIGINAL ISSUANCE	6/30/2020 OUTSTANDING	6/30/2020 ACCT BALANCE	LAST DEBT	PAYING AGENT	BOND COUNSEL
Kanawha Falls PSD 81 Sewer Reserve	01/01/81				142,779.46			
Kanawha Falls PSD 02-A Water Reserve	02/22/02				24,651.01			
Kanawha Falls PSD 80 Water Imp & Ref Reserve	09/14/81				160,878.43			
Kanawha (UKV) PSD 02-A Sewer Revenue	03/15/02	0.500 - 0.500	300,000	125,803	1,027.49	03/32	UNB	S&J
Kanawha (UKV) PSD 02-A Sewer Reserve	03/15/02				11,093.06			
Kanawha (Chelyan) PSD 02 Sewer Revenue	06/04/02	0.000 - 0.000	3,118,574	1,782,042	7,490.79	06/42	UNB	G&G
Kanawha (Chelyan) PSD 02 Sewer Reserve	06/04/02				85,439.88			
Kanawha (Chelyan) PSD 09-A Sewer Revenue	12/15/09	0.000 - 0.000	2,761,569	1,553,369	14,060.80	09/31	DEP	JK
Kanawha (Chelyan) PSD 09-A Sewer Reserve	12/15/09				127,366.54			
Kanawha (Chelyan) PSD 94-A Sewer Revenue	04/22/94	6.750 - 6.750	1,023,500	665,446	35,388.27	10/33	BNY	JK
Kanawha (Chelyan) PSD 94-A Sewer Reserve	04/22/94				75,365.52			
Kanawha (Chelyan) PSD 94-B Sewer Revenue	04/22/94	6.750 - 6.750	175,276	113,959	6,061.00	10/33	BNY	JK
Kanawha (Chelyan) PSD 94-B Sewer Reserve	04/22/94				12,906.43			
Kanawha (Chelyan) PSD 95-A Sewer Revenue	06/29/95	6.750 - 6.750	634,000	414,583	22,049.39	10/33	BNY	JK
Kanawha (Chelyan) PSD 95-A Sewer Reserve	06/29/95				46,954.50			
Kanawha (Chelyan) PSD 99-A Sewer Revenue	07/15/99	0.000 - 0.000	2,518,000	902,269	8,375.81	03/31	DEP	JK
Kanawha (Chelyan) PSD 99-A Sewer Reserve	07/15/99				88,523.15			
Kanawha (UKV) PSD 99 Sewer Revenue	10/21/99	0.000 - 0.000	5,768,297	2,884,112	13,868.97	09/39	UNB	S&J
Kanawha (UKV) PSD 99 Sewer Reserve	10/21/99				158,024.54			
Kenova 07-A Sewer Revenue	07/12/07	0.000 - 0.000	3,747,000	2,644,920	9,094.20	06/47	UNB	S&J
Kenova 07-A Sewer Reserve	07/12/07				97,964.40			
Kenova 07-B Sewer Revenue	07/12/07	0.000 - 0.000	4,649,209	3,281,794	16,178.13	06/47	DEP	S&J
Kenova 07-B Sewer Reserve	07/12/07				121,548.00			
Kenova 91-A Sewer Revenue	08/09/91	8.100 - 8.100	508,101	289,951	22,464.85	10/29	BNY	S&J
Kenova 91-A Sewer Reserve	08/09/91				43,407.00			
Kenova 91-B Sewer Revenue	08/09/91	0.000 - 0.000	22,941	6,037	452.78	10/29	BNY	S&J
Kenova 91-B Sewer Reserve	08/09/91				604.00			

ACCOUNT NAME	ISSUE DATE	INTEREST	ORIGINAL ISSUANCE	6/30/2020 OUTSTANDING	6/30/2020 ACCT BALANCE	LAST DEBT	PAYING AGENT	BOND COUNSEL
Kenova 01 Water Reserve	12/06/01				52,915.25			
Kenova 05-A Water Revenue	09/27/05	5.050 - 5.050	1,500,000	612,870	86,554.74	10/25	BNY	G&G
Kenova 05-A Water Reserve	09/27/05				120,940.80			
Kenova 05-B Water Revenue	09/27/05	6.000 - 6.000	1,500,000	1,283,497	45,929.88	10/44	BNY	G&G
Kenova 05-B Water Reserve	09/27/05				100,404.00			
Kenova 05-C Water Revenue	09/27/05	0.000 - 0.000	9,986,213	5,575,606	59,012.49	03/37	BPH	G&G
Kenova 05-C Water Reserve	09/27/05				332,876.40			
Kenova 17 Water Reserve	03/16/17				2,057.99			
Kenova 92 Water Reserve	03/05/92				12,264.00			
Kenova 94-A Water Reserve	05/11/94				38,304.00			
Kenova 94-B Water Reserve	05/11/94				7,788.00			
Kenova 98 Water Reserve	02/04/98				12,408.00			
Keyser 01-B Sewer Refunding Revenue	09/13/01	4.000 - 5.800	1,795,000	665,000	100,566.05	10/25	DTC	BR
Keyser 01-B Sewer Refunding Reserve (R)*	09/13/01				142,975.04			
Keyser 01 Sewer Revenue	02/13/01	0.000 - 0.000	523,072	523,072	288.25	03/25	DEP	BR
Keyser 01 Sewer Reserve (R)*	01/25/01				0.00			
Keyser 14-A Sewer Revenue	08/27/14	1.000 - 1.000	2,597,300	2,367,956	10,874.50	06/54	UNB	BR
Keyser 14-A Sewer Reserve	08/27/14				36,530.11			
Keyser 15-A Sewer Revenue	01/29/15	0.000 - 0.000	20,400,000	19,543,375	30,635.04	06/50	DEP	S&J
Keyser 15-A Sewer Reserve	01/29/15				231,228.99			
Keyser 80 Sewer Reserve (R)*	09/14/81				59,694.50			
Keyser 99 Sewer Revenue	11/16/99	0.000 - 0.000	5,753,801	719,224	57,404.94	03/23	DEP	BR
Keyser 99 Sewer Reserve (R)*	11/16/99				276,505.53			
Keyser 13-A Water Reserve	09/03/13				86,012.43			
Keyser 14-A Water Reserve	08/27/14				67,062.01			
Keyser 98-A Water Revenue	10/15/98	6.250 - 6.250	761,842	527,991	32,463.44	10/35	BNY	BR
Keyser 98-A Water Reserve	10/15/98				53,439.34			

ACCOUNT NAME	ISSUE DATE	INTEREST	ORIGINAL ISSUANCE	6/30/2020 OUTSTANDING	6/30/2020 ACCT BALANCE	LAST DEBT	PAYING AGENT	BOND COUNSEL
Keyser 98-B Water Revenue	10/15/98	5.800 - 5.800	2,997,584	2,201,473	115,024.76	10/38	BNY	BR
Keyser 98-B Water Reserve	10/15/98				195,291.87			
Kingmill Valley PSD 10-A Sewer Reserve	02/11/10				124,869.75			
Kingmill Valley PSD 14-A Sewer Refunding Revenue	04/23/14	2.670 - 2.670	721,925	364,862	6,477.26	10/25	BBT Govment	S&J
Kingmill Valley PSD 14-A Sewer Refunding Reserve	04/23/14				76,183.13			
Kingmill Valley PSD 86-B Sewer Revenue	06/12/86	0.000 - 0.000	81,343	12,514	2,040.59	10/25	BNY	S&J
Kingmill Valley PSD 86-B Sewer Reserve	06/12/86				3,538.24			
Kingmill Valley PSD 99-A Sewer Revenue	06/15/99	5.800 - 5.800	183,200	134,544	6,174.66	10/38	BNY	S&J
Kingmill Valley PSD 99-A Sewer Reserve	06/15/99				11,936.59			
Kingwood 01 Sewer Revenue	12/20/01	0.000 - 0.000	876,739	371,776	9,160.05	03/33	DEP	S&J
Kingwood 01 Sewer Reserve (R)*	12/20/01				29,285.58			
Kingwood 10-A Sewer Refunding Revenue	08/27/10	3.000 - 4.250	1,605,000	755,000	98,191.28	10/25	DTC	S&J
Kingwood 10-A Sewer Refunding Reserve (R)*	08/27/10				147,348.06			
Kingwood 12-A Sewer Revenue	07/25/12	0.000 - 0.000	15,794,955	13,694,955	33,323.49	06/52	DEP	S&J
Kingwood 12-A Sewer Reserve	07/25/12				362,193.70			
Kingwood 86-B Sewer Revenue	03/26/86	0.000 - 0.000	850,860	134,346	42,240.15	10/25	BNY	S&J
Kingwood 86-B Sewer Reserve (R)*	03/26/86				22,399.49			
Kingwood 01 Water Revenue	01/18/01	5.800 - 5.800	1,139,214	93,097	74,417.10	10/20	BNY	S&J
Kingwood 01 Water Reserve	01/18/01				99,040.05			
Kingwood 07-A Water Revenue	06/14/07	0.000 - 0.000	265,000	184,630	663.84	06/47	UNB	S&J
Kingwood 07-A Water Reserve	06/14/07				7,095.70			
Kingwood 09-A Water Revenue	09/29/09	0.000 - 0.000	1,135,000	851,236	2,824.29	09/49	UNB	S&J
Kingwood 09-A Water Reserve	09/29/09				30,724.70			
Kingwood (PRC) 17-A Water Revenue	06/27/17	2.000 - 2.000	445,168	428,665	1,736.41	12/48	UNB	S&J
Kingwood (PRC) 17-A Water Reserve	06/27/17				3,165.44			
Kingwood 87-A Water Revenue	01/07/87	8.380 - 8.380	2,810,612	1,270,150	138,892.66	10/26	BNY	S&J
Kingwood 87-A Water Reserve	01/07/87				248,500.64			

ACCOUNT NAME	ISSUE DATE	INTEREST	ORIGINAL ISSUANCE	6/30/2020 OUTSTANDING	6/30/2020 ACCT BALANCE	LAST DEBT	PAYING AGENT	BOND COUNSEL
Kingwood 87-B Water Revenue	01/07/87	0.000 - 0.000	689,388	126,992	14,259.93	10/26	BNY	S&J
Kingwood 87-B Water Reserve	01/07/87				19,152.25			
Kopperston PSD 96 Water Revenue	09/20/96	6.250 - 6.250	644,000	442,154	26,672.61	10/35	BNY	JK
Kopperston PSD 96 Water Reserve	09/20/96				44,750.62			
Lake Floyd PSD 86-A Sewer Revenue	03/07/86	9.750 - 9.750	136,870	60,306	11,087.39	10/25	BNY	S&J
Lake Floyd PSD 86-A Sewer Reserve	03/07/86				13,821.47			
Lake Floyd PSD 86-B Sewer Revenue	03/07/86	0.000 - 0.000	68,130	10,757	1,860.19	10/25	BNY	S&J
Lake Floyd PSD 86-B Sewer Reserve	03/07/86				1,867.85			
Lake Floyd PSD 86-A&B Sewer R&R	03/07/86				803.15			
Lashmeet PSD 98-A Lot 2 Water Revenue	09/10/98	2.000 - 2.000	670,000	376,556	4,746.28	09/38	UNB	S&J
Lashmeet PSD 98-A Water Revenue	09/10/98	2.000 - 2.000	3,400,000	1,910,881	25,853.06	09/38	UNB	S&J
Lashmeet PSD 98-A Water Reserve	09/10/98				150,736.27			
Lavalette PSD 06-A Water Reserve	02/23/06				108,834.77			
Lavalette PSD 06-B Water Reserve	02/23/06				38,116.14			
Lavalette PSD 06-C Water Revenue	02/23/06	0.000 - 0.000	1,918,050	1,270,390	10,658.78	12/45	UNB	S&J
Lavalette PSD 06-C Water Reserve	02/23/06				52,507.72			
Lavalette PSD 09-A Water Reserve	05/18/09				81,235.02			
Lavalette PSD 09-B Water Reserve	05/18/09				44,090.28			
Lavalette PSD 10-A Water Reserve	03/10/10				101,108.46			
Lavalette PSD 10-B Water Reserve	03/10/10				9,572.01			
Lavalette PSD 11-A Water Reserve	02/04/11				80,833.32			
Lavalette PSD 12-A Water Reserve	09/21/12				33,525.08			
Lewis County EDA 03-A Water Revenue	08/27/03	0.000 - 0.000	2,374,500	1,382,620	10,504.46	06/43	UNB	S&J
Lewis County EDA 03-A Water Reserve	08/27/03				0.00		LOC	06/01/2043
Lewis County EDA 06-A Water Revenue	07/27/06	0.000 - 0.000	4,422,000	2,986,256	19,882.55	06/46	UNB	S&J
Lewis County EDA 06-A Water Reserve	07/27/06				0.00		LOC	06/01/2046
Lewis County EDA 16-A Water Revenue	01/20/16	1.000 - 1.000	2,650,109	2,478,210	16,629.85	12/55	UNB	S&J

ACCOUNT NAME	ISSUE DATE	INTEREST	ORIGINAL ISSUANCE	6/30/2020 OUTSTANDING	6/30/2020 ACCT BALANCE	LAST DEBT	PAYING AGENT	BOND COUNSEL
Lewis County EDA 16-A Water Reserve	01/20/16				47,965.22			
Lewis County EDA 17-A Water Revenue	08/31/17	1.000 - 1.000	947,210	921,633	4,995.40	06/57	UNB	S&J
Lewis County EDA 17-A Water Reserve	08/31/17				32,053.50			
Lewis County EDA 99-A Water Revenue	06/10/99	0.000 - 0.000	1,673,000	809,856	7,396.58	06/39	UNB	S&J
Lewis County EDA 99-A Water Reserve	06/10/99				0.00		LOC	06/01/2039
Lewisburg 09-A Water Revenue	05/22/09	4.510 - 4.510	1,000,000	561,923	13,573.11	06/29	BBT Govment	S&J
Lewisburg 09-A Water Reserve	05/22/09				80,227.94			
Lewisburg 10-A Water Revenue	12/02/10	3.000 - 3.000	1,482,000	975,211	14,241.74	03/32	UNB	S&J
Lewisburg 10-A Water Reserve	12/02/10				99,357.51			
Lewisburg 12-A Water Revenue	06/27/12	4.000 - 4.000	486,000	333,500	6,441.46	04/32	OVB:BH	S&J
Lewisburg 12-A Water Reserve	06/27/12				29,668.40			
Lewisburg 13-A Water Revenue	04/01/13	3.500 - 3.500	3,500,000	2,545,121	21,627.39	06/33	PREMIER:BH	S&J
Lewisburg 13-A Water Reserve	04/01/13				258,050.06			
Lewisburg Water Repair & Replacement	06/01/11				44,086.98			
Lincoln PSD 02-A Water Revenue	08/06/02	5.800 - 5.800	580,429	448,128	19,696.51	10/39	BNY	S&J
Lincoln PSD 02-A Water Reserve	08/06/02				38,648.68			
Lincoln PSD 02-B Water Revenue	08/06/02	5.800 - 5.800	121,522	93,822	4,132.81	10/39	BBT/WDA	S&J
Lincoln PSD 02-B Water Reserve	08/06/02				8,092.52			
Lincoln PSD 03-A Water Reserve	07/03/03				63,394.18			
Lincoln PSD 06-A Water Revenue	07/13/06	0.000 - 0.000	550,242	358,210	2,638.79	12/44	UNB	S&J
Lincoln PSD 06-A Water Reserve	07/13/06				15,975.44			
Lincoln PSD 10-A Water Revenue	06/16/10	0.000 - 0.000	2,200,000	1,714,276	5,284.43	06/50	UNB	S&J
Lincoln PSD 10-A Water Reserve	06/16/10				60,361.34			
Lincoln PSD 15-A Water Reserve	03/06/15				13,204.22			
Lincoln PSD 15-B Water Revenue	03/13/15	1.000 - 1.000	1,000,000	918,612	2,898.45	03/55	UNB	S&J
Lincoln PSD 15-B Water Reserve	03/06/15				12,377.96			
Lincoln PSD 18-A Water Reserve	01/26/18				710.76			

ACCOUNT NAME	ISSUE DATE	INTEREST	ORIGINAL ISSUANCE	6/30/2020 OUTSTANDING	6/30/2020 ACCT BALANCE	LAST DEBT	PAYING AGENT	BOND COUNSEL
Lincoln PSD 98 Water Design Reserve	12/29/98				5,019.17			
Little Creek PSD 16-A Water Reserve	07/21/16				14,916.16			
Logan County PSD 02-A Sewer Revenue	12/12/02	0.000 - 0.000	5,328,940	3,155,293	29,100.99	12/42	DEP	JK
Logan County PSD 02-A Sewer Reserve	12/12/02				147,957.53			
Logan County PSD 02-B Sewer Revenue	12/12/02	0.000 - 0.000	2,190,000	1,288,235	5,295.13	12/42	UNB	JK
Logan County PSD 02-B Sewer Reserve	12/12/02				60,411.04			
Logan County PSD 02-C Sewer Reserve	12/12/02				16,903.89			
Logan County PSD 08-A Sewer Revenue	04/09/08	0.000 - 0.000	4,500,000	3,222,552	10,727.38	03/48	UNB	JK
Logan County PSD 08-A Sewer Reserve	04/09/08				119,084.98			
Logan County PSD 13-A Sewer Reserve	01/24/13				31,308.24			
Logan County PSD 18-A Sewer Reserve	01/18/18				0.00			
Logan County PSD 18-B Sewer Revenue	01/11/18	0.500 - 0.500	1,700,000	1,621,619	4,336.18	12/57	UNB	JK
Logan County PSD 18-B Sewer Reserve	01/11/18				0.00			
Logan County PSD 01-A Water Revenue	09/06/01	5.800 - 5.800	3,830,000	2,957,000	118,633.78	10/39	BNY	JK
Logan County PSD 01-A Water Reserve	09/06/01				255,027.86			
Logan County PSD 01-B Water Revenue	09/06/01	0.000 - 0.000	2,670,000	1,473,678	6,413.71	09/41	UNB	JK
Logan County PSD 01-B Water Reserve	09/06/01				73,177.99			
Logan County PSD 02-A Water Reserve	01/24/02				76,002.77			
Logan County PSD 02-B Water Revenue	10/09/02	0.000 - 0.000	1,100,000	631,613	2,683.19	09/42	UNB	JK
Logan County PSD 02-B Water Reserve	10/09/02				29,978.10			
Logan County PSD 03-B Water Revenue	10/29/03	0.000 - 0.000	3,600,000	2,188,235	8,705.30	09/43	UNB	JK
Logan County PSD 03-B Water Reserve	10/29/03				99,566.50			
Logan County PSD 05-A Water Revenue	04/27/05	0.000 - 0.000	923,245	597,394	2,582.93	03/45	UNB	JK
Logan County PSD 05-A Water Reserve	04/27/05				25,421.86			
Logan County PSD 08-A Water Revenue	07/16/08	0.000 - 0.000	1,700,000	1,236,362	4,082.59	06/48	UNB	JK
Logan County PSD 08-A Water Reserve	07/16/08				44,827.85			
Logan County PSD 08-B Water Revenue	07/16/08	0.000 - 0.000	1,900,000	1,372,896	4,536.18	06/48	UNB	JK

ACCOUNT NAME	ISSUE DATE	INTEREST	ORIGINAL ISSUANCE	6/30/2020 OUTSTANDING	6/30/2020 ACCT BALANCE	LAST DEBT	PAYING AGENT	BOND COUNSEL
Logan County PSD 08-B Water Reserve	07/16/08				49,998.15			
Logan County PSD 10-A Water Revenue	03/16/10	0.000 - 0.000	800,000	626,298	1,957.85	03/50	UNB	JK
Logan County PSD 10-A Water Reserve	03/16/10				18,364.43			
Logan County PSD 12-A Water Reserve	12/13/12				13,354.68			
Logan County PSD 13-A Water Revenue	02/07/13	0.000 - 0.000	3,152,845	2,610,148	12,426.43	12/52	UNB	JK
Logan County PSD 13-A Water Reserve	02/07/13				57,645.37			
Logan County PSD 14-A Water Reserve	07/24/14				24,523.49			
Logan County PSD 14-B Water Revenue	07/24/14	2.000 - 2.000	3,478,000	3,079,308	26,763.13	12/45	UNB	JK
Logan County PSD 14-B Water Reserve	07/24/14				73,232.31			
Logan County PSD 15-A Water Reserve	06/05/15				6,295.15			
Logan County PSD 15-B Water Revenue	09/02/15	2.000 - 2.000	907,000	826,946	4,464.07	12/46	UNB	JK
Logan County PSD 15-B Water Reserve	09/02/15				14,854.15			
Logan County PSD 18-A Water Reserve	08/20/18				0.00			
Logan County PSD 18-B Water Reserve	08/20/18				0.00			
Logan County PSD 19-A Water Revenue	02/07/19	3.000 - 3.000	2,524,000	2,452,138	12,399.09	03/50	UNB	JK
Logan County PSD 19-A Water Reserve	02/07/19				4,265.89			
Logan County PSD 96-B Water Revenue	07/31/96	3.000 - 3.000	1,780,000	687,484	14,697.54	09/29	UNB	JK
Logan County PSD 96-B Water Reserve	07/31/96				87,073.75			
Logan County PSD 97-A Water Revenue	02/12/97	3.000 - 3.000	1,000,000	584,590	7,223.83	12/37	UNB	JK
Logan County PSD 97-A Water Reserve	02/12/97				43,296.12			
Logan County PSD 97-B Water Revenue	03/25/97	2.000 - 2.000	1,075,000	564,764	6,564.25	03/37	UNB	JK
Logan County PSD 97-B Water Reserve	03/25/97				39,981.39			
Logan County PSD 98-A Water Revenue	06/10/98	1.000 - 1.000	815,000	414,273	2,329.02	06/38	UNB	JK
Logan County PSD 98-A Water Reserve	06/10/98				25,315.34			
Logan County PSD 99-A Water Revenue	04/21/99	0.000 - 0.000	5,050,000	2,769,820	13,616.65	03/39	UNB	JK
Logan County PSD 99-A Water Reserve	04/21/99				155,875.77			
Logan County PSD 99-C Water Revenue	06/17/99	0.000 - 0.000	2,590,000	1,269,910	6,181.95	06/39	UNB	JK

ACCOUNT NAME	ISSUE DATE	INTEREST	ORIGINAL ISSUANCE	6/30/2020 OUTSTANDING	6/30/2020 ACCT BALANCE	LAST DEBT	PAYING AGENT	BOND COUNSEL
Logan County PSD 99-C Water Reserve	06/17/99				132,330.18			
Logan 08-A Sewer Revenue	06/27/08	0.000 - 0.000	4,446,053	3,227,507	8,310.97	06/48	DEP	S&J
Logan 08-A Sewer Reserve	06/27/08				116,052.00			
Logan 13-A Sewer Revenue	04/11/13	0.000 - 0.000	400,000	338,056	742.14	03/53	DEP	S&J
Logan 13-A Sewer Reserve	04/11/13				10,324.00			
Logan 87-A Sewer Revenue	09/25/87	8.380 - 8.380	623,087	281,582	27,131.38	10/26	BNY	JK
Logan 87-A Sewer Reserve	09/25/87				54,790.00			
Logan 87-B Sewer Revenue	09/25/87	0.000 - 0.000	152,833	28,156	2,941.69	10/26	BNY	JK
Logan 87-B Sewer Reserve	09/25/87				4,025.00			
Logan 93-A Sewer Revenue	03/29/93	7.750 - 7.750	2,284,839	1,429,710	80,883.73	10/31	BNY	JK
Logan 93-A Sewer Reserve	03/29/93				187,265.99			
Logan 93-B Sewer Revenue	03/29/93	0.000 - 0.000	76,161	23,434	1,430.57	10/31	BNY	JK
Logan 93-B Sewer Reserve	03/29/93				1,953.00			
Logan 95 Sewer Revenue	08/31/95	6.750 - 6.750	377,980	247,166	11,389.46	10/33	BNY	JK
Logan 95 Sewer Reserve	08/31/95				27,841.00			
Lubeck PSD 05-A Sewer Revenue	09/27/05	0.000 - 0.000	7,879,443	7,879,443	0.00	03/39	UNB	JK
Lubeck PSD 05-A Sewer Reserve	09/27/05				66,072.25			
Lubeck PSD 05-B Sewer Revenue	09/27/05	0.000 - 0.000	2,411,178	1,519,650	7,495.28	03/39	UNB	JK
Lubeck PSD 05-B Sewer Reserve	09/27/05				91,035.69			
Lubeck PSD 10-A Sewer Revenue	02/25/10	0.000 - 0.000	2,136,720	1,381,500	6,813.01	03/39	UNB	JK
Lubeck PSD 10-A Sewer Reserve	02/25/10				77,749.49			
Lubeck PSD 12-A Sewer Revenue	06/22/12	0.000 - 0.000	716,272	598,447	1,910.09	03/52	DEP	JK
Lubeck PSD 12-A Sewer Reserve	06/22/12				19,894.75			
Lubeck PSD 15-A Sewer Revenue	02/27/15	0.000 - 0.000	2,070,530	1,634,626	8,096.14	03/39	UNB	JK
Lubeck PSD 15-A Sewer Reserve	02/27/15				47,802.15			
Lubeck PSD 15-B Sewer Reserve	03/26/15				13,892.60			
Lubeck PSD 15 Sewer BAN	02/27/15	0.000 - 0.000	2,070,529	2,069,929	91.74	01/21	UNB	JK

ACCOUNT NAME	ISSUE DATE	INTEREST	ORIGINAL ISSUANCE	6/30/2020 OUTSTANDING	6/30/2020 ACCT BALANCE	LAST DEBT	PAYING AGENT	BOND COUNSEL
Lubeck PSD 99-A Sewer Revenue	03/09/99	0.000 - 0.000	7,950,000	298,125	84,479.69	03/21	DEP	JK
Lubeck PSD 99-A Sewer Reserve (R)*	03/09/99				399,169.96			
Lubeck PSD 99-B Sewer Revenue	03/09/99	0.000 - 0.000	2,000,000	986,834	10,460.94	03/39	UNB	JK
Lubeck PSD 99-B Sewer Reserve	03/09/99				65,141.36			
Lubeck PSD 05-A Water Revenue	06/17/05	3.000 - 3.000	1,573,000	617,255	18,083.34	12/26	UNB	JK
Lubeck PSD 05-A Water Reserve	06/17/05				105,451.44			
Lubeck PSD 05-B Water Reserve	06/17/05				110,559.92			
Lubeck PSD 05-C Water Reserve	06/17/05				25,229.51			
Lubeck PSD 10-A Water Reserve	05/14/10				55,464.39			
Lubeck PSD 11-A Water Reserve	02/11/11				51,553.78			
Lubeck PSD 11-B Water Revenue	11/30/11	3.000 - 3.000	352,565	232,047	2,170.81	03/32	UNB	JK
Lubeck PSD 11-B Water Reserve	11/30/11				20,447.91			
Lubeck PSD 16-A Water Revenue	09/22/16	0.500 - 0.500	3,273,000	3,044,180	12,288.43	03/48	BPH	JK
Lubeck PSD 16-A Water Reserve	09/22/16				27,954.09			
Lubeck PSD 90-A Water Revenue	04/02/90	7.850 - 7.850	3,139,013	1,756,900	170,304.26	10/29	BNY	BR
Lubeck PSD 90-A Water Reserve	04/02/90				261,489.90			
Lubeck PSD 90-B Water Revenue	04/02/90	0.000 - 0.000	146,487	37,561	5,830.91	10/29	BNY	BR
Lubeck PSD 90-B Water Reserve	04/02/90				6,776.54			
Lumberport 11-A Sewer Revenue	12/15/11	0.000 - 0.000	1,755,150	1,175,780	5,830.43	09/37	UNB	S&J
Lumberport 11-A Sewer Reserve	12/15/11				71,627.20			
Lumberport 02-A Water Reserve	07/10/02				47,838.93			
Malden PSD 09-A Sewer Revenue	08/26/09	0.000 - 0.000	2,639,983	1,742,233	29,787.86	12/38	DEP	S&J
Malden PSD 09-A Sewer Reserve	08/26/09				100,509.43			
Malden PSD 09-C Sewer Reserve	08/26/09				114,171.42			
Malden PSD 16-A Sewer Reserve	10/06/16				340,913.81			
Malden PSD 16-B Sewer Reserve	10/06/16				173,591.74			
Malden PSD 16-C Sewer Reserve	10/06/16				33,784.96			

ACCOUNT NAME	ISSUE DATE	INTEREST	ORIGINAL ISSUANCE	6/30/2020 OUTSTANDING	6/30/2020 ACCT BALANCE	LAST DEBT	PAYING AGENT	BOND COUNSEL
Malden PSD 16-D Sewer Revenue	10/06/16	1.000 - 1.000	5,000,000	4,428,392	43,134.23	09/48	UNB	S&J
Malden PSD 16-D Sewer Reserve	10/06/16				200,835.80			
Mannington PSD 10-A Water Reserve	05/25/10				67,667.36			
Mannington PSD 20-A Water Reserve	03/20/20				0.00			
Mannington 17-A Sewer Refunding Revenue	03/15/17	2.520 - 2.520	1,143,000	826,389	11,301.29	06/27	BBT Govment	S&J
Mannington 17-A Sewer Refunding Reserve	03/15/17				120,089.27			
Mannington 18-A Sewer Reserve	01/19/18				2,480.64			
Mannington 20-A Water Revenue	02/11/20	2.850 - 2.850	1,125,400	1,108,779	8,826.44	12/32	BBT Govment	S&J
Mannington 20-A Water Reserve	02/11/20				105,795.12			
Mannington 20-B Water Revenue	04/01/20	2.940 - 2.940	161,800	159,921	1,113.55	04/35	BBT Govment	S&J
Mannington 20-B Water Reserve	02/11/20				13,347.79			
Marion County Schools 11 GO	03/02/11	2.000 - 4.000	15,760,000	1,805,000	762,691.37	05/21	DTC	S&J
Marion County Schools 11 GO Surplus Collections	03/02/11				970,734.02			
Marlinton 05-A Water & Sewer Revenue	10/19/05	0.000 - 0.000	1,660,766	913,406	5,528.03	12/36	DEP	S&J
Marlinton 05-A Water & Sewer Reserve	10/19/05				58,356.98			
Marlinton 08-A Water & Sewer Revenue	02/06/08	0.000 - 0.000	2,187,000	1,588,010	5,171.82	12/48	UNB	S&J
Marlinton 08-A Water & Sewer Reserve	02/06/08				56,812.54			
Marlinton 18-A Water & Sewer Revenue	06/14/18	1.000 - 1.000	4,063,000	3,782,588	0.00	06/58	UNB	S&J
Marlinton 18-A Water & Sewer Reserve	06/14/18				0.00			
Marlinton 97-A Water & Sewer Revenue	01/30/97	0.000 - 0.000	239,495	100,288	556.23	03/37	UNB	S&J
Marlinton 97-A Water & Sewer Reserve	01/30/97				6,316.65			
Marlinton 97-B Water & Sewer Revenue	08/18/97	0.000 - 0.000	555,450	239,054	1,514.34	06/37	UNB	S&J
Marlinton 97-B Water & Sewer Reserve	08/18/97				14,875.88			
Marlinton 98-A Water & Sewer Revenue	11/20/98	0.000 - 0.000	705,400	229,242	3,082.60	03/30	BPH	S&J
Marlinton 98-A Water & Sewer Reserve	11/20/98				24,825.39			
Marmet 09-A Sewer Revenue	06/18/09	0.000 - 0.000	1,688,771	1,139,915	29,822.31	09/40	DEP	S&J
Marmet 09-A Sewer Reserve	06/18/09				56,764.17			

ACCOUNT NAME	ISSUE DATE	INTEREST	ORIGINAL ISSUANCE	6/30/2020 OUTSTANDING	6/30/2020 ACCT BALANCE	LAST DEBT	PAYING AGENT	BOND COUNSEL
Marmet 90-A Sewer Revenue	01/03/90	7.850 - 7.850	664,013	347,319	37,151.89	10/28	BNY	JTP
Marmet 90-A Sewer Reserve	01/03/90				55,557.33			
Marmet 90-B Sewer Revenue	01/03/90	0.000 - 0.000	30,987	7,339	714.05	10/28	BNY	JTP
Marmet 90-B Sewer Reserve	01/03/90				1,555.21			
Marshall County PSD #2 14-A Water Reserve	07/11/14				38,452.38			
Marshall County PSD #2 16-A Water Reserve	03/10/16				14,893.51			
Marshall County PSD #3 12-A Water Revenue	11/08/12	1.000 - 1.000	3,550,022	3,062,374	11,663.22	09/52	UNB	S&J
Marshall County PSD #3 12-A Water Reserve	11/08/12				111,822.84			
Marshall County PSD #4 07-A Water Reserve	09/26/07				124,459.94			
Marshall County PSD #4 07-B Water Revenue	09/26/07	0.000 - 0.000	1,225,000	775,808	12,740.74	06/39	BPH	S&J
Marshall County PSD #4 07-B Water Reserve	09/26/07				42,999.26			
Marshall County PSD #4 19-A Water Reserve	02/14/19				0.00			
Marshall County PSD #4 82 Water Reserve	02/11/71				69,619.80			
Marshall County PSD #4 89 Water Reserve	07/23/90				22,043.96			
Marshall County PSD #4 96-A Water Reserve	07/25/96				8,434.35			
Marshall County PSD #4 96-B Water Reserve	07/25/96				22,888.99			
Marshall County Sewerage District 07-A Revenue	11/02/07	0.000 - 0.000	643,800	458,648	4,490.16	09/47	UNB	S&J
Marshall County Sewerage District 07-A Reserve	11/02/07				17,226.34			
Marshall County Sewerage District 07-B Revenue	11/02/07	0.000 - 0.000	200,000	200,000	0.00	09/38	UNB	S&J
Marshall County Sewerage District 07-B Reserve	11/02/07				0.00			
Marshall County Sewerage District 17-A Reserve	06/02/17				8,939.24			
Marshall County Sewerage District 17-B Revenue	06/02/17	1.000 - 1.000	2,160,000	2,067,463	6,502.55	06/57	UNB	S&J
Marshall County Sewerage District 17-B Reserve	06/02/17				10,835.46			
Marshall County Sewerage District 87-A Revenue	03/18/87	8.380 - 8.380	89,940	40,645	4,509.89	10/26	BNY	S&J
Marshall County Sewerage District 87-A Reserve	03/18/87				7,952.76			
Marshall County Sewerage District 87-B Revenue	03/18/87	0.000 - 0.000	22,060	4,064	1,268.22	10/26	BNY	S&J
Marshall County Sewerage District 87-B Reserve	03/18/87				1,101.90			

ACCOUNT NAME	ISSUE DATE	INTEREST	ORIGINAL ISSUANCE	6/30/2020 OUTSTANDING	6/30/2020 ACCT BALANCE	LAST DEBT	PAYING AGENT	BOND COUNSEL
Marshall County Sewerage District 90-A Revenue	11/26/90	8.100 - 8.100	267,737	152,786	11,484.97	10/29	BNY	S&J
Marshall County Sewerage District 90-A Reserve (R)*	11/26/90				23,888.43			
Marshall County Sewerage District 90-B Revenue	11/26/90	0.000 - 0.000	12,091	3,182	638.32	10/29	BNY	S&J
Marshall County Sewerage District 90-B Reserve	11/26/90				436.46			
Martinsburg 00-A Water & Sewer Revenue	09/27/00	2.000 - 2.000	7,564,000	788,797	104,812.63	03/22	BPH	BR
Martinsburg 00-A Water & Sewer Reserve	09/27/00				462,333.64			
Martinsburg 00-B Water & Sewer Revenue	09/27/00	3.000 - 3.000	3,000,000	339,762	41,804.89	03/22	UNB	BR
Martinsburg 00-B Water & Sewer Reserve	09/27/00				201,120.05			
Martinsburg 00-C Water & Sewer Revenue	09/27/00	5.800 - 5.800	1,976,352	1,503,141	74,999.23	10/39	BNY	BR
Martinsburg 00-C Water & Sewer Reserve	09/27/00				129,641.74			
Martinsburg 11-A Water & Sewer Revenue	12/28/11	2.000 - 3.875	8,830,000	5,940,000	435,867.19	09/31	DTC	BR
Martinsburg 11-A Water & Sewer Reserve	12/28/11				622,173.05			
Martinsburg 13-A Water & Sewer Revenue	10/01/13	0.500 - 0.500	29,454,059	23,799,616	146,928.28	09/36	DEP	BR
Martinsburg 13-A Water & Sewer Reserve	10/01/13				1,603,737.44			
Mason County PSD 08-A Sewer Revenue	10/28/08	0.000 - 0.000	500,000	362,165	1,212.35	09/48	UNB	JK
Mason County PSD 08-A Sewer Reserve	10/28/08				13,075.64			
Mason County PSD 12-A Sewer Revenue	11/01/12	0.000 - 0.000	4,600,000	3,903,928	12,297.29	09/52	DEP	JK
Mason County PSD 12-A Sewer Reserve	11/01/12				73,360.84			
Mason County PSD 00-A Water Revenue	06/28/00	2.000 - 2.000	960,000	43,333	5,820.32	03/21	BPH	JK
Mason County PSD 00-A Water Reserve	06/28/00				58,678.58			
Mason County PSD 01-A Water Reserve	03/16/01				20,777.38			
Mason County PSD 04-A Water Revenue	06/08/04	2.000 - 2.000	602,000	165,429	3,651.50	03/25	BPH	JK
Mason County PSD 04-A Water Reserve	06/08/04				36,795.01			
Mason County PSD 05-A Water Reserve	06/24/05				172,229.34			
Mason County PSD 05-B Water Reserve	06/24/05				12,729.12			
Mason County PSD 10-A Water Reserve	05/24/10				138,946.50			
Mason County PSD 10-B Water Reserve	06/04/10				240,559.29			

ACCOUNT NAME	ISSUE DATE	INTEREST	ORIGINAL ISSUANCE	6/30/2020 OUTSTANDING	6/30/2020 ACCT BALANCE	LAST DEBT	PAYING AGENT	BOND COUNSEL
Mason County PSD 97-B Water Revenue	09/25/97	3.000 - 3.000	818,000	477,157	3,256.66	09/37	UNB	JK
Mason County PSD 97-B Water Reserve	09/25/97				35,730.56			
Mason 01-A Water & Sewer Revenue	05/10/01	0.000 - 0.000	650,000	58,245	6,850.11	12/21	BPH	S&J
Mason 01-A Water & Sewer Reserve	05/10/01				41,684.63			
Mason 07-A Water & Sewer Revenue	06/14/07	0.000 - 0.000	1,719,000	1,205,502	4,133.08	06/47	UNB	S&J
Mason 07-A Water & Sewer Reserve	06/14/07				49,448.71			
Mason 09-A Water & Sewer Revenue	09/02/09	0.000 - 0.000	107,900	72,830	631.25	09/40	DEP	S&J
Mason 09-A Water & Sewer Reserve	09/02/09				3,803.56			
Mason 16-A Water & Sewer Revenue	06/03/16	0.500 - 0.500	2,291,493	2,095,446	9,270.13	09/47	BPH	S&J
Mason 16-A Water & Sewer Reserve	06/03/16				82,757.05			
Mason 18-A Water & Sewer Revenue	01/31/18	0.250 - 0.250	1,711,000	1,658,354	4,419.99	12/57	DEP	S&J
Mason 18-A Water & Sewer Reserve	01/31/18				16,924.11			
Mason 98-A Water & Sewer Revenue	06/04/98	0.000 - 0.000	1,602,000	729,115	9,512.18	03/38	UNB	S&J
Mason 98-A Water & Sewer Reserve	06/04/98				43,711.20			
Masontown 01-A Sewer Reserve	08/22/01				45,532.27			
Masontown 01-B Sewer Revenue	08/22/01	0.000 - 0.000	1,500,000	828,912	13,224.22	06/41	UNB	S&J
Masontown 01-B Sewer Reserve	08/22/01				41,650.44			
Masontown 07-A Sewer Reserve	04/20/07				13,731.06			
Masontown 15-A Sewer Revenue	03/05/15	0.000 - 0.000	4,080,425	3,706,174	9,406.29	03/55	UNB	S&J
Masontown 15-A Sewer Reserve	03/05/15				39,435.44			
Masontown 15-B Sewer Revenue	03/05/15	1.000 - 1.000	4,090,000	3,777,262	12,423.80	03/55	UNB	S&J
Masontown 15-B Sewer Reserve	03/05/15				47,504.54			
Masontown 15-C Sewer Reserve	03/05/15				4,085.04			
Masontown 07-A Water Revenue	03/12/07	0.500 - 0.500	815,500	579,619	2,052.46	03/47	UNB	S&J
Masontown 07-A Water Reserve	03/12/07				23,291.87			
Masontown 07-B Water Revenue	03/12/07	0.000 - 0.000	635,500	381,292	2,163.21	06/38	BPH	S&J
Masontown 07-B Water Reserve	03/12/07				22,322.07			

ACCOUNT NAME	ISSUE DATE	INTEREST	ORIGINAL ISSUANCE	6/30/2020 OUTSTANDING	6/30/2020 ACCT BALANCE	LAST DEBT	PAYING AGENT	BOND COUNSEL
Masontown 11-A Water Revenue	12/22/11	0.000 - 0.000	732,921	594,545	1,755.92	09/50	UNB	S&J
Masontown 11-A Water Reserve	12/22/11				20,867.81			
McDowell County PSD 01-A Water Reserve	02/23/01				8,036.24			
McDowell County PSD 06-A Water Reserve	07/27/06				13,079.98			
McDowell County PSD 06-B Water Refunding Revenue	07/27/06	0.000 - 0.000	300,000	202,592	719.99	06/46	UNB	S&J
McDowell County PSD 06-B Water Refunding Reserve	07/27/06				8,218.45			
McDowell County PSD 07-A Water Reserve	09/19/07				14,007.90			
McDowell County PSD 08-A Water Reserve	11/10/08				16,508.11			
McDowell County PSD 09-A Water Reserve	08/13/09				8,849.78			
McDowell County PSD 11-A Water Reserve	03/24/11				8,483.12			
McDowell County PSD 11-B Water Reserve	06/23/11				18,805.59			
McDowell County PSD 11-C Water Reserve	11/17/11				8,752.40			
McDowell County PSD 14-A Water Reserve	06/13/14				34,367.88			
McDowell County PSD 15-A Water Reserve	03/09/15				8,250.14			
McDowell County PSD 93 Water Reserve	06/23/93				48,469.11			
McDowell County PSD 95 Water Reserve	09/26/95				27,691.72			
McDowell County PSD 97-A Water Reserve	10/15/97				30,466.68			
McDowell County PSD 99-A Water Reserve	06/21/99				19,944.20			
McDowell County PSD 99-B Water Reserve	08/11/99				48,188.38			
McDowell County PSD 99-C Water Reserve	08/11/99				6,925.42			
McMechen 86 Sewer Revenue	10/20/86	9.750 - 9.750	731,000	358,535	44,482.83	10/26	BNY	S&J
McMechen 86 Sewer Reserve	10/20/86				73,443.33			
Meadow Creek PSD 16-A Sewer Revenue	01/12/16	2.000 - 2.000	619,888	549,523	9,699.24	03/48	UNB	JK
Meadow Creek PSD 16-A Sewer Reserve	01/12/16				6,552.11			
Middlebourne 99-B Sewer Revenue	08/27/99	2.000 - 2.000	375,000	5,671	10,582.34	09/20	DEP	G&G
Middlebourne 99-B Sewer Reserve	08/27/99				22,920.08			
Middlebourne 18-A Water Reserve	07/17/18				16,078.71			

ACCOUNT NAME	ISSUE DATE	INTEREST	ORIGINAL ISSUANCE	6/30/2020 OUTSTANDING	6/30/2020 ACCT BALANCE	LAST DEBT	PAYING AGENT	BOND COUNSEL
Midland PSD 86-B Sewer Revenue	09/29/86	8.380 - 8.380	263,096	118,445	16,508.28	10/26	BNY	S&J
Midland PSD 86-B Sewer Reserve	09/29/86				23,174.47			
Midland PSD 86-C Sewer Revenue	09/29/86	0.000 - 0.000	260,975	46,842	6,483.92	10/26	BNY	S&J
Midland PSD 86-C Sewer Reserve	09/29/86				7,133.71			
Midland PSD 19-A Water Reserve	07/05/19				0.00			
Midland PSD 19-B Water Reserve	07/05/19				0.00			
Mill Creek 15-A Water Revenue	11/10/15	1.000 - 1.000	1,292,892	1,161,345	30,109.03	09/55	UNB	S&J
Mill Creek 15-A Water Reserve	11/10/15				21,395.54			
Milton 04-A Sewer Refunding Revenue	12/29/04	0.000 - 0.000	6,351,371	4,068,198	33,244.82	12/44	DEP	JK
Milton 04-A Sewer Refunding Reserve	12/29/04				174,963.03			
Milton 04-B Sewer Refunding Revenue	12/29/04	0.000 - 0.000	1,571,903	1,006,840	7,534.70	12/44	UNB	JK
Milton 04-B Sewer Refunding Reserve	12/29/04				43,432.82			
Milton 08-A Water Revenue	07/30/08	0.000 - 0.000	2,893,000	1,971,179	6,755.80	06/48	UNB	S&J
Milton 08-A Water Reserve	07/30/08				79,149.79			
Milton 16-A Water Revenue	05/26/16	2.560 - 2.560	2,000,000	1,641,586	12,087.03	06/34	OVB:BH	S&J
Milton 16-A Water Reserve	05/26/16				146,743.03			
Mineral Wells PSD 03-A Sewer Revenue	10/30/03	2.000 - 2.000	415,000	108,303	4,886.25	12/24	DEP	BR
Mineral Wells PSD 03-A Sewer Reserve	10/30/03				25,227.00			
Mineral Wells PSD 10 Sewer Refunding Revenue	01/07/10	4.700 - 4.700	1,041,700	444,465	8,822.52	10/25	BBT Govment	BR
Mineral Wells PSD 10 Sewer Refunding Reserve	01/07/10				94,409.39			
Mineral Wells PSD 12-A Sewer Reserve	04/13/12				125,085.39			
Mineral Wells PSD 13-A Sewer Reserve	07/17/13				42,617.82			
Mineral Wells PSD 17 Sewer Revenue	03/01/17	3.400 - 3.400	748,345	631,808	6,587.96	07/32	UB -Parkersburg	BR
Mineral Wells PSD 17 Sewer Reserve	03/01/17				17,546.49			
Mineral Wells PSD 85-B Sewer Revenue	12/02/85	0.000 - 0.000	589,625	93,099	15,611.94	10/25	BNY	BR
Mineral Wells PSD 85-B Sewer Reserve	12/02/85				15,517.00			
Mineral Wells PSD 04-A Water Revenue	06/17/04	0.000 - 0.000	3,750,000	2,337,662	17,150.86	06/44	UNB	BR

ACCOUNT NAME	ISSUE DATE	INTEREST	ORIGINAL ISSUANCE	6/30/2020 OUTSTANDING	6/30/2020 ACCT BALANCE	LAST DEBT	PAYING AGENT	BOND COUNSEL
Mineral Wells PSD 04-A Water Reserve	06/17/04				97,404.00			
Mineral Wells PSD 04-B Water Reserve	06/17/04				31,798.48			
Mineral Wells PSD 09-A Water Reserve	10/22/09				31,753.16			
Mineral Wells PSD 13 Water Reserve	06/21/13				6,342.61			
Mineral Wells PSD 97-A Water Reserve	08/14/97				30,679.38			
Mineral Wells PSD 99-A Water Reserve	09/23/99				37,663.34			
Mineral Wells PSD 99-B Water Reserve	09/23/99				46,450.71			
Mingo County PSD 05-A Sewer Revenue	11/09/05	0.000 - 0.000	2,552,180	1,673,832	12,877.50	09/45	UNB	S&J
Mingo County PSD 05-A Sewer Reserve	11/09/05				70,920.66			
Mingo County PSD 00-A Water Reserve	08/28/00				54,089.77			
Mingo County PSD 00-B Water Reserve	08/28/00				48,173.18			
Mingo County PSD 00-C Water Revenue	08/28/00	5.800 - 5.800	2,853,436	2,186,040	77,234.59	10/39	BNY	S&J
Mingo County PSD 00-C Water Reserve	08/28/00				182,124.28			
Mingo County PSD 00-D Water Revenue	08/28/00	5.800 - 5.800	715,000	547,768	19,353.14	10/39	BBT/WDA	S&J
Mingo County PSD 00-D Water Reserve	08/28/00				45,595.00			
Mingo County PSD 00-E Water Revenue	08/28/00	0.000 - 0.000	8,916,818	4,724,126	19,684.00	06/40	UNB	S&J
Mingo County PSD 00-E Water Reserve	08/28/00				177,286.73			
Mingo County PSD 01-A Water Revenue	03/09/01	0.000 - 0.000	837,540	440,234	1,789.67	12/40	UNB	S&J
Mingo County PSD 01-A Water Reserve	03/09/01				16,415.36			
Mingo County PSD 10-A Water Reserve	01/12/10				25,654.41			
Mingo County PSD 11-A Water Reserve	02/10/11				28,644.96			
Mingo County PSD 11-B Water Reserve	02/10/11				3,202.94			
Mingo County PSD 12-A Water Reserve	01/17/12				17,836.00			
Mingo County PSD 12-B Water Reserve	06/18/12				9,139.48			
Mingo County PSD 15-A Water Reserve	03/26/15				18,337.13			
Monongah 98-A Sewer Revenue	10/29/98	0.000 - 0.000	1,982,400	939,709	10,699.58	09/38	UNB	S&J
Monongah 98-A Sewer Reserve	10/29/98				55,410.47			

ACCOUNT NAME	ISSUE DATE	INTEREST	ORIGINAL ISSUANCE	6/30/2020 OUTSTANDING	6/30/2020 ACCT BALANCE	LAST DEBT	PAYING AGENT	BOND COUNSEL
Monongah 10-A Water Reserve	04/15/10				172,445.43			
Monongah 10-B Water Reserve	04/15/10				7,801.44			
Monongah 18 Water Reserve	12/21/18				0.00			
Monongalia County Schools 12 Ref Escrow	07/10/12	1.750 - 5.000	42,615,000	29,930,000	171.42	05/33	DTC	BR
Monongalia County Schools 19 Ref GO	12/05/19	2.285 - 2.892	34,016,500	32,036,500	976,753.87	05/33	KEYBANK	BRM
Monongalia County Schools 19 Ref Surp Collections	12/05/19				743,404.08			
Montgomery 09 Sewer Reserve	09/10/09				16,820.15			
Montgomery 17-A Sewer Revenue	09/07/17	0.250 - 0.250	751,966	715,148	1,965.49	06/57	DEP	G&G
Montgomery 17-A Sewer Reserve	09/07/17				4,288.84			
Montgomery 87-A Sewer Revenue	10/27/87	8.380 - 8.380	1,164,146	526,090	72,149.13	10/26	BNY	JTP
Montgomery 87-A Sewer Reserve	10/27/87				102,929.92			
Montgomery 87-B Sewer Revenue	10/27/87	0.000 - 0.000	285,539	52,599	20,411.94	10/26	BNY	JTP
Montgomery 87-B Sewer Reserve	10/27/87				9,725.59			
Montgomery 93-A Sewer Revenue	01/19/93	7.750 - 7.750	648,387	405,720	31,382.97	10/31	BNY	JTP
Montgomery 93-A Sewer Reserve	01/19/93				53,435.62			
Montgomery 93-B Sewer Revenue	01/19/93	0.000 - 0.000	21,613	6,650	680.46	10/31	BNY	JTP
Montgomery 93-B Sewer Reserve	01/19/93				718.02			
Monumental (Downs) PSD 06-A Water Reserve	07/01/06				37,790.70			
Monumental PSD 19-A Water Revenue	03/29/19	3.580 - 3.580	420,000	382,617	4,263.37	05/29	BBT Govment	S&J
Monumental PSD 19-A Water Reserve	03/29/19				4,934.61			
Moorefield 09-A Sewer Revenue	03/03/09	0.000 - 0.000	511,051	345,544	2,786.04	12/42	UNB	JK
Moorefield 09-A Sewer Reserve	03/03/09				16,267.51			
Moorefield 87-A Sewer Revenue	11/20/87	8.380 - 8.380	156,720	70,822	8,833.64	10/26	BNY	JK
Moorefield 87-A Sewer Reserve	11/20/87				13,857.79			
Moorefield 87-B Sewer Revenue	11/20/87	0.000 - 0.000	38,440	7,081	4,345.91	10/26	BNY	JK
Moorefield 87-B Sewer Reserve	11/20/87				2,391.62			
Moorefield 99-A Sewer Revenue	03/17/99	0.000 - 0.000	1,400,000	17,500	13,872.50	09/20	DEP	S&J

ACCOUNT NAME	ISSUE DATE	INTEREST	ORIGINAL ISSUANCE	6/30/2020 OUTSTANDING	6/30/2020 ACCT BALANCE	LAST DEBT	PAYING AGENT	BOND COUNSEL
Moorefield 99-A Sewer Reserve	03/17/99				74,810.93			
Moorefield 07-A Water Revenue	03/01/07	4.100 - 5.000	3,155,000	2,530,000	70,051.84	03/42	DTC	S&J
Moorefield 07-A Water Reserve	03/01/07				195,418.04			
Moorefield 19-A Water Reserve	07/25/19				0.00			
Moorefield 19-B Water Reserve	07/25/19				0.00			
Moorefield 87-A Water Revenue	11/20/87	8.380 - 8.380	443,275	200,323	24,952.36	10/26	BNY	JK
Moorefield 87-A Water Reserve	11/20/87				39,194.40			
Moorefield 87-B Water Revenue	11/20/87	0.000 - 0.000	108,725	20,028	5,193.00	10/26	BNY	JK
Moorefield 87-B Water Reserve	11/20/87				3,033.03			
Moorefield 92-A Water Revenue	05/28/92	7.750 - 7.750	1,451,613	908,329	66,308.74	10/31	BNY	S&J
Moorefield 92-A Water Reserve	05/28/92				119,630.29			
Moorefield 92-B Water Revenue	05/28/92	0.000 - 0.000	48,387	14,888	1,716.72	10/31	BNY	S&J
Moorefield 92-B Water Reserve	05/28/92				1,315.14			
Moorefield/Hardy County 12-A Sewer Revenue	03/26/12	0.000 - 0.000	16,500,000	13,877,472	44,242.47	03/52	DEP	S&J
Moorefield/Hardy County 12-A Sewer Reserve	03/26/12				276,368.11			
Morgantown 12 Parking Refunding Revenue	12/20/12	2.500 - 2.500	3,534,000	644,062	50,266.43	12/21	UB:BH	S&J
Morgantown 00-A Water & Sewer Revenue	02/29/00	0.000 - 0.000	7,842,000	1,859,435	32,007.11	03/26	DEP	S&J
Morgantown 00-A Water & Sewer Reserve	02/29/00				0.00		SB	03/01/2026
Morgantown 00-B Water & Sewer Revenue	02/29/00	0.000 - 0.000	2,488,000	1,276,704	6,606.91	12/39	UNB	S&J
Morgantown 00-B Water & Sewer Reserve	02/29/00				0.00		SB	12/01/2039
Morgantown 06-A Water & Sewer Revenue	06/30/06	2.000 - 2.000	6,410,191	2,874,089	41,223.31	06/28	DEP	S&J
Morgantown 06-A Water & Sewer Reserve	06/30/06				0.00		SB	01/01/2027
Morgantown 07-A Water & Sewer Revenue	08/14/07	2.000 - 2.000	8,500,000	4,351,467	53,649.78	06/29	DEP	S&J
Morgantown 07-A Water & Sewer Reserve	08/14/07				0.00		SB	06/01/2029
Morgantown 10-A Water & Sewer Revenue	01/28/10	5.000 - 6.375	37,950,000	36,800,000	934,372.58	12/40	DTC	S&J
Morgantown 10-A Water & Sewer Reserve	01/28/10				0.00		SB	12/01/2040
Morgantown 10-C Water & Sewer Revenue	01/28/10	2.000 - 2.000	15,380,227	10,135,519	190,001.96	09/32	DEP	S&J

ACCOUNT NAME	ISSUE DATE	INTEREST	ORIGINAL ISSUANCE	6/30/2020 OUTSTANDING	6/30/2020 ACCT BALANCE	LAST DEBT	PAYING AGENT	BOND COUNSEL
Morgantown 10-C Water & Sewer Reserve	01/28/10				940,085.08			
Morgantown 10-D Water & Sewer Revenue	01/28/10	2.000 - 2.000	9,317,286	6,140,060	121,717.60	09/32	BPH	S&J
Morgantown 10-D Water & Sewer Reserve	01/28/10				670,184.34			
Morgantown 10-E Water & Sewer Revenue	01/28/10	2.000 - 2.000	100,000	65,899	1,105.52	09/32	BPH	S&J
Morgantown 10-E Water & Sewer Reserve	01/28/10				6,114.49			
Morgantown 12-A Water & Sewer Revenue	08/24/12	0.500 - 0.500	570,000	458,191	2,031.55	03/44	BPH	S&J
Morgantown 12-A Water & Sewer Reserve	08/24/12				20,586.23			
Morgantown 13-A (Canyon PSD) Water & Sewer Revenue	08/22/13	0.000 - 0.000	4,605,260	3,684,200	32,015.75	06/48	UNB	S&J
Morgantown 13-A (Canyon PSD) Water & Sewer Reserve	08/22/13				137,294.55			
Morgantown 14-B Water & Sewer Revenue	07/23/14	3.160 - 3.160	505,421	389,579	3,001.04	08/34	JPMC:BH	S&J
Morgantown 14-B Water & Sewer Reserve	07/23/14				28,503.68			
Morgantown 15-A Water & Sewer Revenue	03/31/15	7.750 - 7.750	137,568	86,081	6,486.29	10/31	BNY	BR
Morgantown 15-A Water & Sewer Reserve	03/31/15				11,338.29			
Morgantown 15-B Water & Sewer Revenue	03/31/15	0.000 - 0.000	4,586	1,411	128.24	10/31	BNY	BR
Morgantown 15-B Water & Sewer Reserve	03/31/15				123.43			
Morgantown 15-C Water & Sewer Revenue	03/31/15	0.000 - 0.000	8,111,813	4,963,131	22,827.56	09/43	DEP	G&G
Morgantown 15-C Water & Sewer Reserve	03/31/15				222,738.64			
Morgantown 15-D Water & Sewer Revenue	03/31/15	0.000 - 0.000	1,688,394	1,302,134	4,317.02	12/49	DEP	S&J
Morgantown 15-D Water & Sewer Reserve	03/31/15				40,735.10			
Morgantown 15-E Water & Sewer Revenue	06/11/15	0.000 - 0.000	662,300	590,577	1,717.49	06/55	DEP	S&J
Morgantown 15-E Water & Sewer Reserve	06/11/15				11,400.75			
Morgantown 16-A Water & Sewer Revenue	12/01/16	3.000 - 5.000	69,755,000	66,210,000	1,072,090.64	12/46	DTC	S&J
Morgantown 16-B1 Water & Sewer Revenue	12/15/16	0.750 - 0.750	25,000,000	22,160,168	491,078.90	09/46	DEP	S&J
Morgantown 16-B1 Water & Sewer Reserve	12/15/16				0.00		SB	12/01/2047
Morgantown 17-A Water & Sewer Revenue	12/21/17	2.100 - 3.750	2,695,000	2,595,000	69,489.50	10/47	DTC	S&J
Morgantown 17-A Water & Sewer Reserve	12/21/17				0.00		SB	10/01/2047
Morgantown 18-A2 Water & Sewer Revenue	07/10/18	1.000 - 1.000	140,715	137,749	416.23	06/58	UNB	S&J

ACCOUNT NAME	ISSUE DATE	INTEREST	ORIGINAL ISSUANCE	6/30/2020 OUTSTANDING	6/30/2020 ACCT BALANCE	LAST DEBT	PAYING AGENT	BOND COUNSEL
Morgantown 18-A2 Water & Sewer Reserve	07/10/18				475.42			
Morgantown 18-A Water & Sewer Revenue	01/31/18	1.000 - 1.000	394,074	381,584	1,321.69	12/57	UNB	S&J
Morgantown 18-A Water & Sewer Reserve	01/31/18				1,956.19			
Morgantown 18-B Water & Sewer Revenue	06/28/18	3.000 - 5.000	44,260,000	43,290,000	479,496.44	12/48	DTC	S&J
Morgantown 18-B Water & Sewer Reserve	06/28/18				0.00		SB	12/01/2048
Morgantown (RRP) 19-A Water & Sewer Revenue	10/25/01	2.000 - 2.000	1,068,500	127,029	13,287.54	06/22	BPH	S&J
Morgantown (RRP) 19-A Water & Sewer Reserve	10/25/01				65,309.86			
Morgantown (RRP) 19-B Water & Sewer Revenue	08/11/16	0.500 - 0.500	2,546,000	2,348,106	9,021.69	12/47	BPH	S&J
Morgantown (RRP) 19-B Water & Sewer Reserve	08/11/16				96,280.34			
Moundsville 11-A Sewer Revenue	06/09/11	2.000 - 2.000	3,678,601	2,511,098	29,655.85	03/33	DEP	S&J
Moundsville 11-A Sewer Reserve	06/09/11				170,913.77			
Moundsville 87-A Sewer Revenue	11/18/87	8.380 - 8.380	1,846,978	834,673	103,935.29	10/26	BNY	S&J
Moundsville 87-A Sewer Reserve	11/18/87				163,302.64			
Moundsville 87-B Sewer Revenue	11/18/87	0.000 - 0.000	453,022	83,451	12,017.58	10/26	BNY	S&J
Moundsville 87-B Sewer Reserve	11/18/87				12,586.17			
Moundsville 05-A Water Reserve	12/21/05				261,917.94			
Moundsville 05-B Water Revenue	12/21/05	5.200 - 5.200	9,745,000	7,141,902	328,823.63	10/35	BNY	S&J
Moundsville 05-B Water Reserve	12/21/05				672,077.67			
Mountain Top PSD 09-B Water Revenue	01/23/09	0.000 - 0.000	2,673,000	1,996,056	6,433.40	03/49	UNB	S&J
Mountain Top PSD 09-B Water Reserve	01/23/09				73,074.64			
Mt Hope 07-A Water & Sewer Revenue	11/28/07	0.000 - 0.000	646,600	404,100	7,915.17	03/39	DEP	JK
Mt Hope 07-A Water & Sewer Reserve	11/28/07				22,023.01			
Mt Hope 19-A Water & Sewer Revenue	04/24/19	0.000 - 0.000	1,700,000	1,583,885	0.00	03/59	DEP	JK
Mt Hope 19-A Water & Sewer Reserve	04/24/19				44,771.61			
Mt Zion PSD 95-A Sewer Reserve	06/21/95				3,894.90			
Mt Zion PSD 95-B Sewer Reserve	06/21/95				600.23			
Mt Zion PSD 10-A Water Reserve	04/26/10				826.86			

ACCOUNT NAME	ISSUE DATE	INTEREST	ORIGINAL ISSUANCE	6/30/2020 OUTSTANDING	6/30/2020 ACCT BALANCE	LAST DEBT	PAYING AGENT	BOND COUNSEL
Mt Zion PSD 10-B Water Reserve	04/26/10				1,332.89			
Mt Zion PSD 84 Water Reserve	02/02/84				6,269.54			
Mt Zion PSD 98 Water Reserve	05/20/98				1,457.98			
Mullens 98-B Sewer Revenue	12/17/98	0.000 - 0.000	2,586,300	1,521,348	15,920.72	06/30	UNB	JK
Mullens 98-B Sewer Reserve	12/17/98				158,576.85			
Nettie Leivasy PSD 00 Water Revenue	08/29/00	5.800 - 5.800	386,000	293,578	10,802.08	10/39	BNY	S&J
Nettie Leivasy PSD 00 Water Reserve	08/29/00				25,319.47			
Nettie Leivasy PSD 11-A Water Revenue	03/02/11	0.000 - 0.000	2,000,000	1,597,402	4,727.88	03/51	UNB	S&J
Nettie Leivasy PSD 11-A Water Reserve	03/02/11				42,258.58			
Nettie Leivasy PSD 11-B Water Revenue	03/02/11	0.000 - 0.000	3,073,000	2,279,121	10,732.55	09/42	BPH	S&J
Nettie Leivasy PSD 11-B Water Reserve	03/02/11				83,329.19			
Nettie Leivasy PSD 11-C Water Revenue	09/29/11	0.000 - 0.000	1,000,000	816,992	2,379.68	09/51	UNB	S&J
Nettie Leivasy PSD 11-C Water Reserve	09/29/11				27,391.81			
Nettie Leivasy PSD 20-A Water Reserve	04/17/20				0.00			
New Creek PSD 87-A Sewer Revenue	08/17/87	8.380 - 8.380	200,757	90,725	13,902.85	10/26	BNY	S&J
New Creek PSD 87-A Sewer Reserve	08/17/87				17,750.99			
New Creek PSD 87-B Sewer Revenue	08/17/87	0.000 - 0.000	49,243	9,072	3,383.14	10/26	BNY	S&J
New Creek PSD 87-B Sewer Reserve	08/17/87				2,345.71			
New Creek Water 04-B Water Revenue	11/18/04	0.000 - 0.000	1,095,000	694,215	5,464.46	09/44	UNB	S&J
New Creek Water 04-B Water Reserve	11/18/04				32,651.48			
New Creek Water 04-C Water Revenue	11/18/04	3.000 - 3.000	286,000	104,348	3,807.80	06/26	UNB	S&J
New Creek Water 04-C Water Reserve	11/18/04				19,172.63			
New Cumberland 04-A Water & Sewer Revenue	06/18/04	0.000 - 0.000	238,600	145,895	1,213.80	06/44	UNB	S&J
New Cumberland 04-A Water & Sewer Reserve	06/18/04				6,425.22			
New Cumberland 09-A Water & Sewer Revenue	12/15/09	5.000 - 5.000	764,000	476,230	41,755.99	10/29	BBT/WDA	S&J
New Cumberland 09-A Water & Sewer Reserve	12/15/09				62,012.23			
New Cumberland 94-A Water & Sewer Revenue	10/27/94	6.750 - 6.750	647,121	423,162	29,564.35	10/33	BNY	S&J

ACCOUNT NAME	ISSUE DATE	INTEREST	ORIGINAL ISSUANCE	6/30/2020 OUTSTANDING	6/30/2020 ACCT BALANCE	LAST DEBT	PAYING AGENT	BOND COUNSEL
New Cumberland 94-A Water & Sewer Reserve	10/27/94				47,926.53			
New Haven PSD 00-A Water Revenue	03/02/00	0.000 - 0.000	1,241,000	444,666	8,366.97	03/31	BPH	S&J
New Haven PSD 00-A Water Reserve	03/02/00				0.00		LOC	03/01/2031
New Haven PSD 00-B Water Revenue	03/02/00	0.000 - 0.000	9,004,675	4,560,038	40,203.61	03/40	UNB	S&J
New Haven PSD 00-B Water Reserve	03/02/00				0.00		LOC	03/01/2040
New Haven PSD 00-C Water Revenue	09/21/00	4.500 - 5.875	1,605,000	1,210,000	36,719.26	06/40	BNY	S&J
New Haven PSD 00-C Water Reserve	09/21/00				0.00		LOC	06/01/2040
New Haven PSD 00-D Water Revenue	09/21/00	0.000 - 0.000	767,354	281,336	5,149.78	06/31	BPH	S&J
New Haven PSD 00-D Water Reserve	09/21/00				0.00		LOC	06/01/2031
New Haven PSD 01-A Water Revenue	03/29/01	0.000 - 0.000	995,325	529,540	4,464.94	03/41	UNB	S&J
New Haven PSD 01-A Water Reserve	03/29/01				0.00		LOC	03/01/2041
New Haven PSD 01-B Water Revenue	03/29/01	0.000 - 0.000	732,646	286,935	4,903.27	03/32	BPH	S&J
New Haven PSD 01-B Water Reserve	03/29/01				0.00		LOC	03/01/2032
New Haven PSD 09-A Water Revenue	01/16/09	0.000 - 0.000	802,000	582,313	3,557.34	12/48	UNB	S&J
New Haven PSD 09-A Water Reserve	01/16/09				0.00		LOC	12/01/2048
New Haven PSD 09-B Water Revenue	08/12/09	0.000 - 0.000	651,806	483,998	3,232.45	12/47	UNB	S&J
New Haven PSD 09-B Water Reserve	08/12/09				0.00		LOC	06/01/2049
New Haven 10-B Sewer Refunding Revenue	12/16/10	0.000 - 0.000	3,277,500	2,376,171	10,872.86	03/42	DEP	S&J
New Haven 10-B Sewer Refunding Reserve	12/16/10				95,897.54			
New Haven 03-A & B Water Reserve	09/05/03				33,953.58			
New Haven 15-A Water Revenue	08/27/15	0.500 - 0.500	337,415	292,634	1,550.60	03/46	BPH	S&J
New Haven 15-A Water Reserve	08/27/15				5,426.61			
New Haven 18-A Water Revenue	06/27/18	0.500 - 0.500	5,456,585	4,311,182	19,292.18	03/50	BPH	S&J
New Haven 18-A Water Reserve	06/27/18				6,547.77			
New Martinsville 97-B Water & Sewer Revenue	03/13/97	0.000 - 0.000	6,720,000	2,962,105	60,898.00	03/37	UNB	JK
New Martinsville 97-B Water & Sewer Reserve	03/13/97				183,689.65			
New Martinsville 97-C Water & Sewer Revenue	03/13/97	1.000 - 1.000	420,000	393,210	6,479.25	03/37	UNB	JK

ACCOUNT NAME	ISSUE DATE	INTEREST	ORIGINAL ISSUANCE	6/30/2020 OUTSTANDING	6/30/2020 ACCT BALANCE	LAST DEBT	PAYING AGENT	BOND COUNSEL
New Martinsville 97-C Water & Sewer Reserve	03/13/97				25,665.26			
Newburg 02 Sewer Reserve	05/03/02				6,093.58			
Newburg 08-A Water Revenue	08/05/08	0.000 - 0.000	522,000	382,108	1,249.06	06/48	UNB	S&J
Newburg 08-A Water Reserve	08/05/08				13,783.71			
Newburg 10-A Water Reserve	07/19/10				15,345.48			
Nitro 00-A Sewer Revenue	06/28/00	0.000 - 0.000	2,050,000	768,735	6,861.60	09/31	DEP	VLF
Nitro 00-A Sewer Reserve	06/28/00				71,696.62			
Nitro 01-A Sewer Revenue	06/05/01	0.000 - 0.000	543,800	208,432	1,946.77	12/31	DEP	VLF
Nitro 01-A Sewer Reserve	06/05/01				19,020.58			
Nitro 09-A Sewer Revenue	11/12/09	0.000 - 0.000	1,910,778	1,050,918	9,715.73	06/31	DEP	VLF
Nitro 09-A Sewer Reserve	11/12/09				96,188.42			
Nitro 15-A Sewer Revenue	12/03/15	0.500 - 0.500	679,519	599,568	3,099.90	12/39	DEP	JK
Nitro 15-A Sewer Reserve	12/03/15				9,814.90			
Nitro 16-A Sewer Revenue	12/01/16	0.500 - 0.500	2,350,000	2,073,503	10,714.53	12/39	DEP	JK
Nitro 16-A Sewer Reserve	12/01/16				32,387.94			
Nitro 17-A Sewer Revenue	08/29/17	0.500 - 0.500	2,484,559	2,239,876	11,446.21	12/39	DEP	JK
Nitro 17-A Sewer Reserve	08/29/17				28,694.55			
Nitro 18-A Sewer Revenue	10/24/18	0.500 - 0.500	2,757,922	2,599,753	12,776.02	12/39	DEP	JK
Nitro 18-A Sewer Reserve	10/24/18				18,831.15			
North Beckley PSD 03-A Sewer Revenue	09/29/03	0.000 - 0.000	5,307,741	2,653,860	39,877.20	06/35	DEP	BR
North Beckley PSD 03-A Sewer Reserve	09/29/03				187,455.86			
North Beckley PSD 09-A Sewer Revenue	10/29/09	0.000 - 0.000	4,544,324	3,143,134	29,609.90	03/41	DEP	S&J
North Beckley PSD 09-A Sewer Reserve	10/29/09				160,453.94			
North Beckley PSD 15-B Sewer Revenue	06/18/15	1.000 - 1.000	2,354,862	2,185,257	13,663.91	06/55	UNB	STB
North Beckley PSD 15-B Sewer Reserve	06/18/15				77,375.08			
North Beckley PSD 20-A Sewer Revenue	04/30/20	2.750 - 2.750	1,075,000	135,150	0.00	03/40	DEP	WLO
North Beckley PSD 20-A Sewer Reserve	04/30/20				0.00			

ACCOUNT NAME	ISSUE DATE	INTEREST	ORIGINAL ISSUANCE	6/30/2020 OUTSTANDING	6/30/2020 ACCT BALANCE	LAST DEBT	PAYING AGENT	BOND COUNSEL
North Hills 04 Sewer Reserve	02/19/04				70,718.77			
Northern Jackson County PSD 10-A Sewer Revenue	09/01/10	1.000 - 1.000	550,000	451,667	1,601.19	09/50	UNB	G&G
Northern Jackson County PSD 10-A Sewer Reserve	09/01/10				14,611.12			
Northern Jackson County PSD 05-A Water Revenue	06/23/05	0.000 - 0.000	2,035,472	1,321,735	9,604.12	06/45	UNB	G&G
Northern Jackson County PSD 05-A Water Reserve	06/23/05				55,889.89			
Northern Jackson County PSD 05-B Water Reserve	06/23/05				50,785.35			
Northern Jackson County PSD 05-C Water Reserve	06/23/05				6,044.91			
Northern Jackson County PSD 12-A Water Revenue	07/24/12	0.000 - 0.000	1,910,000	1,597,900	4,631.45	06/52	UNB	G&G
Northern Jackson County PSD 12-A Water Reserve	07/24/12				32,895.92			
Northern Jackson County PSD 95 Water Reserve	12/15/95				6,925.92			
Northern Jackson County PSD 99 Water Reserve	06/24/99				40,698.40			
Northern Wayne County PSD 01-A Sewer Design Revenue	01/30/01	0.000 - 0.000	497,857	194,980	10,775.98	03/32	DEP	S&J
Northern Wayne County PSD 01-A Sewer Design Reserve	01/30/01				17,515.30			
Northern Wayne County PSD 05-A Sewer Revenue	10/04/05	0.000 - 0.000	4,536,000	2,494,800	49,247.86	12/36	DEP	S&J
Northern Wayne County PSD 05-A Sewer Reserve	10/04/05				159,540.16			
Northern Wayne County PSD 16-A Sewer Refunding Revenue	05/05/16	2.470 - 2.470	1,067,000	768,990	25,060.04	03/29	BBT Govment	S&J
Northern Wayne County PSD 16-A Sewer Refunding Reserve	05/05/16				98,351.51			
Northern Wayne County PSD 89-A Sewer Revenue	03/16/89	8.400 - 8.400	2,354,914	1,362,355	135,406.69	10/29	BNY	JK
Northern Wayne County PSD 89-A Sewer Reserve	03/16/89				207,845.09			
Northern Wayne County PSD 89-C Sewer Revenue	03/16/89	0.000 - 0.000	349,086	89,509	9,159.86	10/29	BNY	JK
Northern Wayne County PSD 89-C Sewer Reserve	03/16/89				9,445.85			
Norton-Harding-Jimtown PSD 06-A Sewer Revenue	10/12/06	0.000 - 0.000	333,000	225,550	796.48	09/46	UNB	S&J
Norton-Harding-Jimtown PSD 06-A Sewer Reserve	10/12/06				8,999.16			
Norton-Harding-Jimtown PSD 13-A Sewer Revenue	05/06/13	2.000 - 2.000	1,000,000	858,468	5,727.38	12/44	UNB	S&J
Norton-Harding-Jimtown PSD 13-A Sewer Reserve	05/06/13				44,653.95			
Norton-Harding-Jimtown PSD 04-B Water Revenue	11/30/04	5.500 - 5.500	105,336	47,166	5,858.77	10/26	BBT/WDA	S&J
Norton-Harding-Jimtown PSD 04-B Water Reserve	11/30/04				8,346.76			

ACCOUNT NAME	ISSUE DATE	INTEREST	ORIGINAL ISSUANCE	6/30/2020 OUTSTANDING	6/30/2020 ACCT BALANCE	LAST DEBT	PAYING AGENT	BOND COUNSEL
Norton-Harding-Jimtown PSD 04-C Water Revenue	11/30/04	6.000 - 6.000	798,427	682,757	25,233.45	10/44	BBT/WDA	S&J
Norton-Harding-Jimtown PSD 04-C Water Reserve	11/30/04				53,704.65			
Norton-Harding-Jimtown PSD 07-A Water Reserve	09/26/07				34,484.61			
Norton-Harding-Jimtown PSD 99-A Water Revenue	02/23/99	0.000 - 0.000	1,380,000	658,822	6,413.42	12/38	UNB	S&J
Norton-Harding-Jimtown PSD 99-A Water Reserve	02/23/99				36,651.73			
Nutter Fort 02 Sewer Revenue	06/04/02	0.000 - 0.000	1,053,812	347,754	5,371.53	09/28	DEP	S&J
Nutter Fort 02 Sewer Reserve	06/04/02				53,867.84			
Nutter Fort 03 Sewer Revenue	07/30/03	0.000 - 0.000	328,000	111,520	5,677.22	12/28	UNB	S&J
Nutter Fort 03 Sewer Reserve	07/30/03				16,468.78			
Nutter Fort 20-A Sewer Revenue	02/27/20	0.250 - 0.250	3,676,500	1,160,518	0.00	12/59	DEP	S&J
Nutter Fort 20-A Sewer Reserve	02/27/20				0.00			
Nutter Fort 09-A Water Revenue	02/17/09	0.000 - 0.000	1,815,000	1,343,560	4,352.76	12/48	UNB	S&J
Nutter Fort 09-A Water Reserve	02/17/09				49,704.25			
Oak Hill 17-A2 Sewer Revenue	09/21/17	0.250 - 0.250	208,000	17,371	745.06	09/57	DEP	BR
Oak Hill 17-A2 Sewer Reserve	09/21/17				337.63			
Oak Hill 17-A1 Sewer Revenue	09/21/17	0.250 - 0.250	13,792,000	13,353,362	35,073.23	09/57	DEP	BR
Oak Hill 17-A1 Sewer Reserve	09/21/17				23,417.95			
Oak Hill 17-B Sewer Revenue	09/21/17	1.000 - 1.000	8,365,211	8,009,547	23,788.90	09/57	UNB	BR
Oak Hill 17-B Sewer Reserve	09/21/17				15,568.21			
Oak Hill 17-C Sewer Revenue	09/20/17	2.000 - 2.000	512,000	175,341	11,642.30	10/21	BBT Govment	BR
Oak Hill 17-C Sewer Reserve	09/20/17				37,519.78			
Oak Hill 88-A Sewer Revenue	08/25/88	9.000 - 9.000	1,764,285	986,185	106,965.84	10/28	BNY	S&J
Oak Hill 88-A Sewer Reserve	08/25/88				165,408.42			
Oak Hill 88-B Sewer Revenue	08/25/88	0.000 - 0.000	441,071	101,771	14,554.66	10/28	BNY	S&J
Oak Hill 88-B Sewer Reserve	08/25/88				20,455.91			
Oak Hill 91-A Sewer Revenue	03/28/91	8.100 - 8.100	1,817,920	1,037,402	90,295.92	10/29	BNY	S&J
Oak Hill 91-A Sewer Reserve	03/28/91				156,157.04			

ACCOUNT NAME	ISSUE DATE	INTEREST	ORIGINAL ISSUANCE	6/30/2020 OUTSTANDING	6/30/2020 ACCT BALANCE	LAST DEBT	PAYING AGENT	BOND COUNSEL
Oak Hill 91-B Sewer Revenue	03/28/91	0.000 - 0.000	82,080	21,600	2,325.02	10/29	BNY	S&J
Oak Hill 91-B Sewer Reserve	03/28/91				3,905.92			
Oakland PSD 12-A Water Revenue	05/24/12	0.000 - 0.000	3,014,455	2,262,826	10,700.40	03/44	BPH	S&J
Oakland PSD 12-A Water Reserve	05/24/12				66,195.75			
Oakland PSD 95 Water Revenue	06/28/95	6.750 - 6.750	579,740	379,101	25,855.11	10/33	BNY	G&G
Oakland PSD 95 Water Reserve	06/28/95				42,935.73			
Oakvale Road PSD 02-A Water Revenue	06/04/02	0.000 - 0.000	558,620	307,241	2,395.22	06/42	UNB	S&J
Oakvale Road PSD 02-A Water Reserve	06/04/02				0.00		LOC	06/01/2042
Oakvale Road PSD 11-A Water Revenue	09/08/11	0.000 - 0.000	3,400,000	2,796,037	15,407.22	09/51	UNB	S&J
Oakvale Road PSD 11-A Water Reserve	09/08/11				0.00		LOC	09/08/2021
Oakvale Road PSD 17-A Water Revenue	06/27/17	0.000 - 0.000	2,038,206	1,968,920	8,966.64	06/57	UNB	S&J
Oakvale Road PSD 17-A Water Reserve	06/27/17				8,621.39			
Oakvale Road PSD 96 Water Revenue	12/04/96	3.000 - 3.000	12,700,000	7,148,423	102,793.34	12/36	UNB	S&J
Oakvale Road PSD 96 Water Reserve	12/04/96				0.00		LOC	12/01/2036
Oakvale Road PSD 99-A Water Revenue	04/23/99	3.000 - 3.000	1,268,489	788,025	12,080.74	03/39	UNB	S&J
Oakvale Road PSD 99-A Water Reserve	04/23/99				0.00		LOC	03/01/2039
Oakvale Road PSD 99-B Water Revenue	11/04/99	3.000 - 3.000	731,511	460,350	10,464.40	09/39	UNB	S&J
Oakvale Road PSD 99-B Water Reserve	11/04/99				0.00		LOC	09/01/2039
Oceana 00-A Sewer Revenue	06/16/00	0.000 - 0.000	5,364,000	2,100,900	17,579.61	03/32	DEP	S&J
Oceana 00-A Sewer Reserve (R)*	06/16/00				187,893.75			
Oceana 00-B Sewer Revenue	06/21/00	0.000 - 0.000	7,273,500	3,803,120	17,401.84	06/40	UNB	S&J
Oceana 00-B Sewer Reserve (R)*	06/16/00				199,836.88			
Oceana 18-A Sewer Revenue	08/17/18	0.500 - 0.500	6,420,299	6,078,207	0.00	06/48	DEP	S&J
Oceana 18-A Sewer Reserve	08/17/18				0.00			
Oceana 92-A Sewer Revenue	11/18/92	7.750 - 7.750	952,364	595,930	36,994.23	10/31	BNY	G&G
Oceana 92-A Sewer Reserve (R)*	11/18/92				82,026.42			
Oceana 92-B Sewer Revenue	11/18/92	0.000 - 0.000	31,746	9,768	633.04	10/31	BNY	G&G

ACCOUNT NAME	ISSUE DATE	INTEREST	ORIGINAL ISSUANCE	6/30/2020 OUTSTANDING	6/30/2020 ACCT BALANCE	LAST DEBT	PAYING AGENT	BOND COUNSEL
Oceana 92-B Sewer Reserve (R)*	11/18/92				856.34			
Oceana 17-A Water Revenue	12/06/17	0.750 - 0.750	300,000	265,865	2,410.88	03/48	BPH	S&J
Oceana 17-A Water Reserve	12/06/17				2,658.06			
Oceana 18-A Water Revenue	09/26/18	0.750 - 0.750	450,000	436,573	1,565.19	06/49	BPH	S&J
Oceana 18-A Water Reserve	09/26/18				1,827.64			
Oceana 96 Water Refunding Revenue	09/20/96	6.250 - 6.250	2,172,800	1,491,791	88,093.64	10/35	BNY	G&G
Oceana 96 Water Refunding Reserve	09/20/96				150,988.14			
Ohio County Develop 11-A Water Revenue	02/28/11	3.000 - 3.000	1,600,000	890,039	34,786.34	12/30	UNB	JK
Ohio County Develop 11-A Water Reserve	02/28/11				85,235.45			
Ohio County PSD 13-A Sewer Revenue	05/16/13	2.000 - 2.000	1,605,000	1,188,774	14,547.89	06/34	DEP	S&J
Ohio County PSD 13-A Sewer Reserve	05/16/13				61,698.61			
Ohio County PSD 86-A Sewer Revenue	05/16/86	9.750 - 9.750	100,320	44,084	6,507.10	10/25	BNY	S&J
Ohio County PSD 86-A Sewer Reserve	05/16/86				10,104.46			
Ohio County PSD 86-B Sewer Revenue	05/16/86	0.000 - 0.000	49,961	7,686	3,251.64	10/25	BNY	S&J
Ohio County PSD 86-B Sewer Reserve	05/16/86				3,007.26			
Ohio County PSD 88-A Sewer Revenue	09/30/88	9.000 - 9.000	694,925	388,445	42,135.20	10/28	BNY	S&J
Ohio County PSD 88-A Sewer Reserve	09/30/88				65,154.10			
Ohio County PSD 88-B Sewer Revenue	09/30/88	0.000 - 0.000	173,731	40,081	9,853.80	10/28	BNY	S&J
Ohio County PSD 88-B Sewer Reserve	09/30/88				5,471.86			
Ohio County PSD 89-A Sewer Revenue	04/03/89	8.400 - 8.400	1,013,841	586,523	46,436.13	04/29	BNY	S&J
Ohio County PSD 89-A Sewer Reserve	04/03/89				89,482.28			
Ohio County PSD 89-B Sewer Revenue	04/03/89	0.000 - 0.000	150,288	38,535	5,695.95	04/29	BNY	S&J
Ohio County PSD 89-B Sewer Reserve	04/03/89				4,736.16			
Ohio County PSD 97-A Sewer Revenue	10/15/97	0.000 - 0.000	1,081,000	471,205	5,165.09	06/37	UNB	S&J
Ohio County PSD 97-A Sewer Reserve	10/15/97				37,629.19			
Ohio County Schools 19 GO	05/09/19	2.000 - 4.000	42,200,000	40,355,000	599,293.95	06/34	DTC	D&S
Paden City 11-A Sewer Reserve	02/03/11				86,554.68			

ACCOUNT NAME	ISSUE DATE	INTEREST	ORIGINAL ISSUANCE	6/30/2020 OUTSTANDING	6/30/2020 ACCT BALANCE	LAST DEBT	PAYING AGENT	BOND COUNSEL
Paden City 17-A Sewer Reserve	02/21/17				42,406.33			
Paden City 17-B Sewer Reserve	02/21/17				7,638.70			
Paden City 87-A Sewer Revenue	04/28/87	8.380 - 8.380	536,426	242,418	33,637.13	10/26	BNY	S&J
Paden City 87-A Sewer Reserve	04/28/87				47,430.08			
Paden City 87-B Sewer Revenue	04/28/87	0.000 - 0.000	131,574	24,238	4,825.13	10/26	BNY	S&J
Paden City 87-B Sewer Reserve	04/28/87				4,362.78			
Paden City 01-A Water Reserve	04/26/01				108,376.60			
Page-Kincaid PSD 09-A Sewer Reserve	06/11/09				28,752.51			
Page-Kincaid PSD 09-B Sewer Revenue	06/11/09	0.000 - 0.000	470,000	354,024	1,068.51	06/49	UNB	S&J
Page-Kincaid PSD 09-B Sewer Reserve	06/11/09				11,367.93			
Page-Kincaid PSD 13-A Sewer Reserve	06/13/13				7,404.55			
Page-Kincaid PSD 88-A Sewer Revenue	07/01/88	9.000 - 9.000	112,000	62,604	6,701.58	10/28	BNY	S&J
Page-Kincaid PSD 88-A Sewer Reserve	07/01/88				10,500.48			
Page-Kincaid PSD 88-B Sewer Revenue	07/01/88	0.000 - 0.000	28,000	6,460	917.60	10/28	BNY	S&J
Page-Kincaid PSD 88-B Sewer Reserve	07/01/88				1,284.50			
Page-Kincaid PSD 15-A Water Revenue	01/29/15	0.500 - 0.500	600,000	520,372	3,191.17	03/46	BPH	S&J
Page-Kincaid PSD 15-A Water Reserve	01/29/15				9,649.50			
Page-Kincaid PSD 93 Water Reserve	04/22/93				5,694.92			
Page-Kincaid PSD 98 Water Reserve	11/13/98				14,334.23			
Parkersburg 03-A Water & Sewer Revenue	03/04/03	3.000 - 3.000	4,000,000	1,001,714	23,494.26	06/24	UNB	S&J
Parkersburg 03-A Water & Sewer Reserve	03/04/03				268,159.75			
Parkersburg 03-B Water & Sewer Revenue	03/04/03	5.000 - 5.000	3,250,000	909,371	174,981.34	10/23	BNY	S&J
Parkersburg 03-B Water & Sewer Reserve	03/04/03				257,866.57			
Parkersburg 03-D Water & Sewer Revenue	08/04/03	3.000 - 3.000	926,000	245,490	5,443.59	09/24	UNB	S&J
Parkersburg 03-D Water & Sewer Reserve	08/04/03				62,078.46			
Parkersburg 03-E Water & Sewer Revenue	08/04/03	2.000 - 2.000	4,326,705	1,129,162	25,156.59	12/24	DEP	S&J
Parkersburg 03-E Water & Sewer Reserve	08/04/03				264,460.70			

ACCOUNT NAME	ISSUE DATE	INTEREST	ORIGINAL ISSUANCE	6/30/2020 OUTSTANDING	6/30/2020 ACCT BALANCE	LAST DEBT	PAYING AGENT	BOND COUNSEL
Parkersburg 06-D Water & Sewer Refunding Revenue	12/14/06	0.000 - 0.000	9,000,000	5,325,000	28,333.82	03/38	DEP	S&J
Parkersburg 06-D Water & Sewer Refunding Reserve	12/14/06				313,319.84			
Parkersburg 06-E Water & Sewer Revenue	12/14/06	0.000 - 0.000	4,175,342	2,462,716	13,990.39	06/37	DEP	S&J
Parkersburg 06-E Water & Sewer Reserve	12/14/06				154,136.97			
Parkersburg 11-A Water & Sewer Revenue	03/16/11	2.000 - 2.000	5,800,000	3,890,868	33,716.44	12/32	BPH	S&J
Parkersburg 11-A Water & Sewer Reserve	03/16/11				278,782.49			
Parkersburg 12-A Water & Sewer Revenue	05/23/12	0.000 - 0.000	5,731,700	3,797,252	26,508.54	09/33	DEP	S&J
Parkersburg 12-A Water & Sewer Reserve	05/23/12				203,916.72			
Parkersburg 14-B Water & Sewer Revenue	08/27/14	1.000 - 1.000	12,676,820	10,785,200	61,583.07	03/37	UNB	S&J
Parkersburg 14-B Water & Sewer Reserve	08/27/14				239,795.40			
Parkersburg 15-A Water & Sewer Refunding Revenue	08/31/15	2.000 - 4.000	17,905,000	11,420,000	1,823,342.39	08/25	DTC	S&J
Parkersburg 15-A Water & Sewer Refunding Reserve	08/31/15				0.00		SB	08/01/2025
Parkersburg 15-B Water & Sewer Refunding Revenue	08/31/15	2.000 - 3.000	5,800,000	1,250,000	1,184,844.13	08/20	DTC	S&J
Parkersburg 15-B Water & Sewer Refunding Reserve	08/31/15				0.00		SB	08/01/2020
Parsons 06-A Water & Sewer Revenue	08/22/06	0.000 - 0.000	454,300	304,819	2,284.34	06/46	UNB	S&J
Parsons 06-A Water & Sewer Reserve	08/22/06				11,757.54			
Parsons 07-A Water & Sewer Revenue	04/24/07	0.000 - 0.000	1,109,250	457,548	9,663.65	09/28	UNB	S&J
Parsons 07-A Water & Sewer Reserve	04/24/07				57,611.57			
Parsons 10-A Water & Sewer Revenue	05/04/10	0.000 - 0.000	1,150,000	882,880	2,800.20	03/50	UNB	S&J
Parsons 10-A Water & Sewer Reserve	05/04/10				31,339.03			
Parsons 89-A Water & Sewer Revenue	11/22/89	8.400 - 8.400	269,103	155,680	13,734.61	10/29	BNY	S&J
Parsons 89-A Water & Sewer Reserve	11/22/89				23,750.61			
Parsons 89-B Water & Sewer Revenue	11/22/89	0.000 - 0.000	39,891	10,229	2,134.53	10/29	BNY	S&J
Parsons 89-B Water & Sewer Reserve	11/22/89				1,685.40			
Parsons 96 Water & Sewer Revenue	05/08/96	6.250 - 6.250	457,500	313,545	17,168.20	10/35	BNY	S&J
Parsons 96 Water & Sewer Reserve	05/08/96				31,734.84			
Paw Paw Rt 19 PSD 08-A Water Reserve	06/09/08				40,590.10			

ACCOUNT NAME	ISSUE DATE	INTEREST	ORIGINAL ISSUANCE	6/30/2020 OUTSTANDING	6/30/2020 ACCT BALANCE	LAST DEBT	PAYING AGENT	BOND COUNSEL
Paw Paw Rt 19 PSD 17-A Water Reserve	05/11/17				806.95			
Paw Paw 12-A Sewer Revenue	08/24/12	0.000 - 0.000	487,777	403,355	1,182.27	09/51	UNB	S&J
Paw Paw 12-A Sewer Reserve	08/24/12				13,645.01			
Pax 20-A Sewer Reserve	02/07/20				0.00			
Pea Ridge PSD 00 Sewer System Design Revenue	03/07/00	2.000 - 2.000	477,000	21,531	3,345.53	03/21	DEP	S&J
Pea Ridge PSD 00 Sewer System Design Reserve (R)*	03/07/00				30,283.30			
Pea Ridge PSD 03-A Sewer Revenue	08/19/03	0.000 - 0.000	12,429,500	6,111,161	54,610.59	03/35	DEP	S&J
Pea Ridge PSD 03-A Sewer Reserve	08/19/03				437,104.14			
Pea Ridge PSD 03-B Sewer Revenue	08/19/03	5.000 - 5.000	100,000	28,612	5,549.37	10/23	BNY	S&J
Pea Ridge PSD 03-B Sewer Reserve (R)*	08/19/03				8,427.10			
Pea Ridge PSD 07-A Sewer Revenue	08/28/07	0.000 - 0.000	1,043,821	634,968	3,453.21	09/38	DEP	S&J
Pea Ridge PSD 07-A Sewer Reserve	08/28/07				36,188.34			
Pea Ridge PSD 14-A Sewer Revenue	10/08/14	0.500 - 0.500	8,156,112	7,574,789	20,422.07	09/37	DEP	S&J
Pea Ridge PSD 14-A Sewer Reserve	10/22/14				328,668.98			
Pea Ridge PSD 17-A Sewer Revenue	10/17/17	2.000 - 2.000	2,500,000	2,332,136	11,038.46	12/49	UNB	S&J
Pea Ridge PSD 17-A Sewer Reserve	10/17/17				6,489.88			
Pendleton County PSD 09-A Water Reserve	10/26/09				12,300.22			
Pendleton County PSD 17-A Water Reserve	08/03/17				1,915.72			
Pennsboro 12-A Sewer Revenue	12/11/12	0.000 - 0.000	443,618	376,918	0.00	12/52	DEP	S&J
Pennsboro 12-A Sewer Reserve	12/11/12				5,899.78			
Pennsboro 17-A Sewer Revenue	05/03/17	0.250 - 0.250	2,585,090	2,416,553	0.00	09/56	DEP	S&J
Pennsboro 17-A Sewer Reserve	05/03/17				8,495.60			
Pennsboro 93 Sewer Reserve	04/12/93				22,110.87			
Petersburg 03-A Sewer Revenue	07/15/03	0.000 - 0.000	4,415,311	2,535,805	28,534.43	09/41	DEP	S&J
Petersburg 03-A Sewer Reserve	07/15/03				125,817.23			
Petersburg 16-A Sewer Revenue	09/21/16	1.000 - 1.000	710,000	686,598	2,005.62	09/56	UNB	S&J
Petersburg 16-A Sewer Reserve	09/21/16				3,619.71			

ACCOUNT NAME	ISSUE DATE	INTEREST	ORIGINAL ISSUANCE	6/30/2020 OUTSTANDING	6/30/2020 ACCT BALANCE	LAST DEBT	PAYING AGENT	BOND COUNSEL
Petersburg 16-B Sewer Reserve	09/21/16				10,435.85			
Petersburg 87-A Sewer Revenue	04/23/87	8.380 - 8.380	650,306	293,881	31,917.62	10/26	BNY	S&J
Petersburg 87-A Sewer Reserve	04/23/87				57,497.61			
Petersburg 87-B Sewer Revenue	04/23/87	0.000 - 0.000	159,506	29,384	3,289.34	10/26	BNY	S&J
Petersburg 87-B Sewer Reserve	04/23/87				4,421.99			
Petersburg 09-A Water Revenue	04/16/09	2.000 - 2.000	2,700,000	1,550,939	19,353.15	12/30	BPH	S&J
Petersburg 09-A Water Reserve	04/16/09				164,178.64			
Petersburg 09-C Water Revenue	04/16/09	0.000 - 0.000	2,500,000	1,708,308	7,127.48	12/40	BPH	S&J
Petersburg 09-C Water Reserve	08/13/09				83,397.77			
Petersburg 96 Water Revenue	08/29/96	6.250 - 6.250	492,590	337,593	15,372.96	10/35	BNY	S&J
Petersburg 96 Water Reserve	08/29/96				34,168.59			
Philippi 02 Sewer Revenue	11/12/02	0.000 - 0.000	1,162,700	523,206	30,136.17	12/33	DEP	S&J
Philippi 02 Sewer Reserve	11/12/02				41,264.99			
Philippi 13-A Sewer Refunding Revenue	06/27/13	0.000 - 0.000	4,074,770	3,492,650	10,762.82	06/53	DEP	S&J
Philippi 13-A Sewer Refunding Reserve	06/27/13				61,350.87			
Philippi 09-B Water Reserve	04/16/09				108,966.51			
Philippi 11-A Water Reserve	06/09/11				168,792.58			
Philippi 11-B Water Revenue	06/09/11	0.000 - 0.000	2,074,000	1,590,048	6,377.78	06/43	UNB	S&J
Philippi 11-B Water Reserve	06/09/11				69,157.47			
Philippi 11-C Water Revenue	06/09/11	0.000 - 0.000	1,946,000	1,587,516	4,730.17	06/51	UNB	S&J
Philippi 11-C Water Reserve	06/09/11				51,227.71			
Philippi 18-A Water Reserve	05/09/18				544.80			
Piedmont 17-A Sewer Revenue	05/03/17	1.000 - 1.000	1,036,000	991,770	4,354.61	03/57	UNB	S&J
Piedmont 17-A Sewer Reserve	05/03/17				6,837.50			
Piedmont 01-A Water Reserve	03/15/01				47,050.17			
Piedmont 01-B Water Reserve	03/15/01				17,337.69			
Pine Grove 93 Sewer Reserve	04/01/93				511.77			

ACCOUNT NAME	ISSUE DATE	INTEREST	ORIGINAL ISSUANCE	6/30/2020 OUTSTANDING	6/30/2020 ACCT BALANCE	LAST DEBT	PAYING AGENT	BOND COUNSEL
Pineville 08-A Water Reserve	09/15/08				74,254.00			
Pleasant Hill PSD 04 Water Reserve	01/01/04				8,168.41			
Pleasant Hill PSD 12-A Water Reserve	06/28/12				8,223.96			
Pleasant Hill PSD 16-A Water Reserve	03/11/16				3,879.42			
Pleasant Hill PSD 89 Water Reserve	10/02/89				13,984.46			
Pleasant Hill PSD 94 Water Reserve	09/09/94				7,709.83			
Pleasant Valley PSD 95 Water Revenue	12/07/95	6.750 - 6.750	476,000	311,597	20,100.41	10/33	BNY	S&J
Pleasant Valley PSD 95 Water Reserve	12/07/95				35,289.47			
Pleasants County Devel Auth 10-A Water Lease Revenue	06/11/10	0.000 - 0.000	3,000,000	1,450,000	18,674.90	09/27	UNB	JK
Pleasants County Devel Auth 10-A Water Lease Res	06/11/10				211,048.01			
Pleasants County Devel Auth 10-B Water Lease Revenue	06/11/10	4.000 - 4.000	100,000	60,555	5,884.35	10/27	BBT/WDA	JK
Pleasants County Devel Auth 10-B Water Lease Res	06/11/10				9,496.94			
Pleasants County Devel Auth 10-C Water Lease Revenue	08/19/10	4.000 - 4.000	900,000	544,995	54,046.26	10/27	BBT/WDA	JK
Pleasants County Devel Auth 10-C Water Lease Res	08/19/10				81,390.63			
Pleasants County PSD 10-A Water Reserve	06/11/10				16,059.80			
Pleasants County Schools 11 GO	07/13/11	2.500 - 4.000	18,050,000	8,680,000	143,871.07	05/26	DTC	BR
Pleasants County Schools 11 GO Sur Col	07/13/11				1,066,092.75			
Pocahontas County PSD 08-A Sewer Revenue	12/30/08	0.000 - 0.000	2,022,009	1,348,917	5,924.21	09/41	UNB	S&J
Pocahontas County PSD 08-A Sewer Reserve	12/30/08				67,608.66			
Pocahontas County PSD 15-A Sewer Revenue	04/29/15	0.000 - 0.000	11,000,000	9,911,441	29,284.78	03/55	DEP	S&J
Pocahontas County PSD 15-A Sewer Reserve	04/29/15				85,075.36			
Pocahontas County PSD 15-B Sewer Revenue	04/29/15	1.000 - 1.000	16,089,990	14,949,569	51,448.63	03/55	UNB	S&J
Pocahontas County PSD 15-B Sewer Reserve	04/29/15				149,383.71			
Pocahontas County PSD 11-A Water Revenue	02/24/11	0.000 - 0.000	295,448	232,352	705.02	12/50	UNB	S&J
Pocahontas County PSD 11-A Water Reserve	02/24/11				6,636.86			
Pocahontas County PSD 18-A Water Revenue	02/28/18	3.000 - 3.000	2,109,700	1,805,198	23,251.99	03/39	UNB	S&J
Pocahontas County PSD 18-A Water Reserve	02/28/18				18,918.46			

ACCOUNT NAME	ISSUE DATE	INTEREST	ORIGINAL ISSUANCE	6/30/2020 OUTSTANDING	6/30/2020 ACCT BALANCE	LAST DEBT	PAYING AGENT	BOND COUNSEL
Pt Pleasant 13-A Water & Sewer Revenue	06/27/13	2.000 - 2.000	3,713,058	2,792,615	23,327.51	09/34	DEP	S&J
Pt Pleasant 13-A Water & Sewer Reserve	06/27/13				136,784.28			
Pt Pleasant 89-A Water & Sewer Revenue	06/27/89	8.400 - 8.400	1,837,600	1,063,081	103,748.26	04/29	BNY	S&J
Pt Pleasant 89-A Water & Sewer Reserve	06/27/89				162,188.97			
Pt Pleasant 89-B Water & Sewer Revenue	06/27/89	0.000 - 0.000	272,400	69,846	11,075.47	04/29	BNY	S&J
Pt Pleasant 89-B Water & Sewer Reserve	06/27/89				12,633.38			
Pratt 14-A Sewer Revenue	07/23/14	0.000 - 0.000	821,878	721,121	2,156.55	06/54	DEP	S&J
Pratt 14-A Sewer Reserve	07/23/14				10,617.15			
Preston County PSD #1 07-A Water Revenue	07/12/07	0.000 - 0.000	1,391,300	975,690	3,353.19	06/47	UNB	S&J
Preston County PSD #1 07-A Water Reserve	07/12/07				39,858.98			
Preston County PSD #1 07-B Water Revenue	07/12/07	0.000 - 0.000	806,838	497,534	2,865.14	12/38	BPH	S&J
Preston County PSD #1 07-B Water Reserve	07/12/07				28,405.10			
Preston County PSD #1 13-A Water Revenue	08/07/13	1.000 - 1.000	490,418	428,752	1,929.53	06/53	UNB	S&J
Preston County PSD #1 13-A Water Reserve	08/07/13				16,443.54			
Preston County PSD #1 18 Water Revenue	05/16/18	3.000 - 3.000	3,520,000	2,971,771	31,995.14	12/47	UNB	BR
Preston County PSD #1 18 Water Reserve	05/16/18				3,193.14			
Preston County PSD #1 95-A Water Reserve	09/19/95				36,569.41			
Preston County PSD #1 95-B Water Reserve	09/19/95				67,355.83			
Preston County PSD #4 10-A Water Revenue	12/22/10	0.000 - 0.000	1,030,000	629,027	6,353.32	03/31	UNB	S&J
Preston County PSD #4 10-A Water Reserve	12/22/10				68,136.86			
Preston County PSD #4 12-A Water Revenue	11/21/12	0.500 - 0.500	3,903,853	3,138,094	15,624.59	03/44	BPH	S&J
Preston County PSD #4 12-A Water Reserve	11/21/12				93,976.39			
Preston County PSD #4 13-A Water Revenue	10/23/13	2.000 - 2.000	273,026	237,690	1,641.36	06/45	UNB	S&J
Preston County PSD #4 13-A Water Reserve	10/23/13				6,475.88			
Preston County PSD #4 16-A Water Revenue	12/15/16	2.500 - 2.500	1,932,071	1,745,839	15,437.06	09/38	BPH	S&J
Preston County PSD #4 16-A Water Reserve	12/15/16				22,876.59			
Preston County PSD #4 (East) 97-A Water Revenue	11/07/97	6.250 - 6.250	290,000	200,178	10,942.99	10/35	BNY	S&J

ACCOUNT NAME	ISSUE DATE	INTEREST	ORIGINAL ISSUANCE	6/30/2020 OUTSTANDING	6/30/2020 ACCT BALANCE	LAST DEBT	PAYING AGENT	BOND COUNSEL
Preston County PSD #4 (East) 97-A Water Reserve	11/07/97				20,260.56			
Preston County Schools 11 Escrow	06/02/11	2.000 - 5.000	39,600,000	18,850,000	57.44	05/26	DTC	BR
Preston County Schools 20 Refunding GO	05/05/20	1.786 - 2.261	19,694,667	19,694,667	207,824.37	05/26	KeyBank	BR
Preston County Schools 20 Refunding Sur Col	05/05/20				884,867.97			
Prichard PSD 05-A Sewer Revenue	12/13/05	0.000 - 0.000	817,354	539,560	1,975.82	09/45	UNB	S&J
Prichard PSD 05-A Sewer Reserve	12/13/05				25,555.71			
Princeton 11 Sewer Refunding Revenue	03/03/11	0.000 - 0.000	9,100,000	6,824,980	28,516.51	12/42	DEP	G&G
Princeton 11 Sewer Refunding Reserve	03/03/11				240,537.41			
Putnam County Building Commission 00-A Water Revenue	01/27/00	4.350 - 6.375	6,610,000	4,965,000	118,679.18	06/39	BNY	S&J
Putnam County Building Commission 00-B Water Revenue	01/27/00	4.350 - 6.375	3,800,000	2,135,000	35,893.25	06/39	BNY	S&J
Putnam County Building Commission 08-A Water Revenue	07/23/08	0.000 - 0.000	2,845,524	2,050,788	6,995.80	09/47	UNB	S&J
Putnam County Building Comm 08-A Water Reserve	07/23/08				79,834.02			
Putnam County Schools 10 GO	03/24/10	3.000 - 4.000	56,750,000	22,515,000	375,022.33	05/25	DTC	G&G
Putnam County Schools 10 GO Sur Col	03/24/10				4,865,368.81			
Putnam PSD 02-B Sewer Revenue	03/07/02	2.000 - 2.000	1,422,000	251,089	9,198.31	06/23	DEP	S&J
Putnam PSD 02-B Sewer Reserve	03/07/02				86,917.04			
Putnam PSD 07-A Sewer Revenue	03/19/07	3.000 - 3.000	2,330,000	1,101,248	13,895.81	06/28	UNB	S&J
Putnam PSD 07-A Sewer Reserve	03/19/07				156,203.48			
Putnam PSD 08-A Sewer Revenue	01/28/08	2.000 - 2.000	3,680,000	1,838,313	21,779.85	06/29	DEP	S&J
Putnam PSD 08-A Sewer Reserve	01/28/08				224,933.06			
Putnam PSD 08-B Sewer Revenue	06/06/08	0.000 - 0.000	502,000	360,788	1,173.61	12/47	UNB	S&J
Putnam PSD 08-B Sewer Reserve	06/06/08				13,692.10			
Putnam PSD 09-A Sewer Reserve	06/26/09				232,239.13			
Putnam PSD 09-C Sewer Revenue	10/29/09	0.000 - 0.000	1,050,500	590,896	9,626.13	09/31	DEP	S&J
Putnam PSD 09-C Sewer Reserve	10/29/09				52,545.16			
Putnam PSD (POA) 12-A Sewer Reserve	07/23/12				25,051.80			
Putnam PSD 13-A Sewer Refunding Revenue	07/11/13	2.000 - 5.000	7,700,000	6,410,000	132,298.53	04/42	DTC	S&J

ACCOUNT NAME	ISSUE DATE	INTEREST	ORIGINAL ISSUANCE	6/30/2020 OUTSTANDING	6/30/2020 ACCT BALANCE	LAST DEBT	PAYING AGENT	BOND COUNSEL
Putnam PSD 13-A Sewer Refunding Reserve	07/11/13				491,120.86			
Putnam PSD 13-B Sewer Reserve	06/27/13				148,068.18			
Putnam PSD 13-C Sewer Reserve	06/27/13				171,024.31			
Putnam PSD 13-D Sewer Reserve	06/27/13				13,943.58			
Putnam PSD 13-E Sewer Reserve	06/27/13				30,086.03			
Putnam PSD 13-F Sewer Reserve	06/27/13				36,364.35			
Putnam PSD 20-A Sewer Revenue	03/31/20	2.250 - 4.000	6,000,000	6,000,000	46,561.37	12/45	DTC	S&J
Putnam PSD 20-A Sewer Reserve	03/31/20				371,187.48			
Putnam PSD (POA) 87-A Sewer Revenue	03/12/87	8.380 - 8.380	878,743	397,114	43,018.79	10/26	BNY	S&J
Putnam PSD (POA) 87-A Sewer Reserve	03/12/87				77,694.62			
Putnam PSD (POA) 87-B Sewer Revenue	03/12/87	0.000 - 0.000	215,535	39,703	4,480.59	10/26	BNY	S&J
Putnam PSD (POA) 87-B Sewer Reserve	03/12/87				5,911.99			
Putnam PSD (POA) 90-A Sewer Revenue	02/23/90	7.850 - 7.850	214,969	120,318	9,050.29	10/29	BNY	S&J
Putnam PSD (POA) 90-A Sewer Reserve	02/23/90				17,910.51			
Putnam PSD (POA) 90-B Sewer Revenue	02/23/90	0.000 - 0.000	10,031	2,572	202.62	10/29	BNY	S&J
Putnam PSD (POA) 90-B Sewer Reserve	02/23/90				268.92			
Putnam PSD 06-A Water Reserve	05/12/06				429,874.64			
Putnam PSD 08-A Water Revenue	01/28/08	5.000 - 5.000	1,436,000	1,257,195	34,035.82	10/47	BBT/WDA	S&J
Putnam PSD 08-A Water Reserve	01/28/08				84,850.94			
Putnam PSD 09-A Water Revenue	12/04/09	2.000 - 2.000	627,000	360,162	3,408.36	12/30	BPH	S&J
Putnam PSD 09-A Water Reserve	12/04/09				38,325.19			
Putnam PSD 09-B Water Revenue	12/04/09	2.000 - 2.000	100,000	57,443	545.61	12/30	BPH	S&J
Putnam PSD 09-B Water Reserve	12/04/09				6,112.99			
Putnam PSD 10-A Water Reserve	12/21/10				138,933.21			
Putnam PSD 10-B Water Reserve	12/21/10				114,477.41			
Putnam PSD 13-A Water Reserve	06/27/13				93,365.94			
Putnam PSD 13-B Water Reserve	06/27/13				14,538.91			

ACCOUNT NAME	ISSUE DATE	INTEREST	ORIGINAL ISSUANCE	6/30/2020 OUTSTANDING	6/30/2020 ACCT BALANCE	LAST DEBT	PAYING AGENT	BOND COUNSEL
Putnam PSD 13-C Water Reserve	06/27/13				26,493.15			
Putnam PSD 99-A Water Revenue	06/16/99	5.800 - 5.800	6,440,000	5,697,194	167,244.23	10/38	BNY	S&J
Putnam PSD 99-A Water Reserve	06/16/99				392,753.48			
Putnam PSD 99-B Water Revenue	06/16/99	3.400 - 5.500	5,425,000	2,885,000	198,297.10	10/38	BNY	S&J
Putnam PSD 99-B Water Reserve	06/16/99				358,575.87			
Putnam Union PSD 97-A Water Revenue	03/07/97	6.250 - 6.250	350,000	240,523	15,590.07	10/35	BNY	JK
Putnam Union PSD 97-A Water Reserve	03/07/97				24,344.25			
Rainelle 15-A Water Reserve	03/11/15				24,491.78			
Raleigh County PSD 05-A Water Reserve	09/28/05				113,401.19			
Raleigh County PSD 05-B Water Reserve	09/28/05				7,901.50			
Raleigh County PSD 15-A Water Reserve	09/04/15				45,858.76			
Raleigh County PSD 15-B Water Reserve	09/25/15				62,238.10			
Ravencliff-McGraws-Saulsville PSD 09-A Water Reserve	02/02/09				62,391.97			
Ravencliff-McGraws-Saulsville PSD 09-B Water Revenue	02/02/09	0.000 - 0.000	1,586,000	1,174,040	4,086.58	12/48	UNB	S&J
Ravencliff-McGraws-Saulsville PSD 09-B Water Reserve	02/02/09				41,419.58			
Ravencliff-McGraws-Saulsville PSD 12-A Water Reserve	03/19/12				7,851.58			
Ravencliff-McGraws-Saulsville PSD 17-A Water Ref Revenue	01/24/17	3.400 - 3.400	148,900	112,682	1,395.80	08/28	OVB:BH	S&J
Ravencliff-McGraws-Saulsville PSD 17-A W Ref Reserve	01/24/17				14,971.62			
Ravencliff-McGraws-Saulsville PSD 17-B Water Ref Revenue	01/24/17	3.500 - 3.500	35,800	30,021	262.07	11/32	OVB:BH	S&J
Ravencliff-McGraws-Saulsville PSD 17-B W Ref Reserve	01/24/17				3,010.23			
Ravencliff-McGraws-Saulsville PSD 17-C Water Ref Revenue	01/24/17	3.550 - 3.550	187,900	162,242	1,264.68	11/34	OVB:BH	S&J
Ravencliff-McGraws-Saulsville PSD 17-C W Ref Reserve	01/24/17				14,523.07			
Ravencliff-McGraws-Saulsville PSD 19-A Water Reserve	03/01/19				0.00			
Ravencliff-McGraws-Saulsville PSD 97 Water Reserve	08/20/97				56,553.36			
Ravenswood 06-A Sewer Reserve	06/19/06				149,281.43			
Ravenswood 06-B Sewer Reserve	06/19/06				73,796.55			
Ravenswood 12-A Sewer Reserve	06/07/12				50,813.26			

ACCOUNT NAME	ISSUE DATE	INTEREST	ORIGINAL ISSUANCE	6/30/2020 OUTSTANDING	6/30/2020 ACCT BALANCE	LAST DEBT	PAYING AGENT	BOND COUNSEL
Ravenswood 06-A Water Revenue	04/25/06	3.000 - 3.000	733,958	307,932	12,320.80	06/27	UNB	S&J
Ravenswood 06-A Water Reserve	04/25/06				49,206.55			
Ravenswood 19-A Water Revenue	06/14/19	3.240 - 3.240	420,000	387,495	4,164.38	07/29	BBT Govment	S&J
Ravenswood 19-A Water Reserve	06/14/19				4,956.75			
Red Sulphur PSD 05-A Water & Sewer Revenue	08/11/05	0.000 - 0.000	4,150,000	2,748,344	29,276.02	06/45	UNB	S&J
Red Sulphur PSD 05-A Water & Sewer Reserve	08/11/05				115,269.56			
Red Sulphur PSD 06-B Water & Sewer Revenue	11/06/06	0.000 - 0.000	473,000	473,000	61,015.58	09/46	UNB	S&J
Red Sulphur PSD 06-B Water & Sewer Reserve	11/06/06				25,397.80			
Red Sulphur PSD 17-A Water & Sewer Refunding Revenue	01/20/17	2.480 - 2.480	1,188,000	922,760	9,097.57	06/31	NBB:BH	S&J
Red Sulphur PSD 17-A Water & Sewer Ref Reserve	01/20/17				86,805.24			
Red Sulphur PSD 17-B Water & Sewer Refunding Revenue	01/20/17	2.480 - 3.380	4,522,900	4,006,122	23,086.98	06/36	NBB:BH	S&J
Red Sulphur PSD 17-B Water & Sewer Ref Reserve	01/20/17				330,470.13			
Red Sulphur PSD 87-A Water & Sewer Revenue	11/16/87	8.380 - 8.380	738,647	333,805	45,780.15	10/26	BNY	S&J
Red Sulphur PSD 87-A Water & Sewer Reserve	11/16/87				65,311.23			
Red Sulphur PSD 87-B Water & Sewer Revenue	11/16/87	0.000 - 0.000	181,173	33,374	4,605.05	10/26	BNY	S&J
Red Sulphur PSD 87-B Water & Sewer Reserve	11/16/87				5,031.57			
Reedsville 01 Sewer Reserve	08/22/01				23,187.03			
Reedsville 12-A Sewer Revenue	03/15/12	0.000 - 0.000	1,751,032	1,450,238	4,694.56	12/51	DEP	S&J
Reedsville 12-A Sewer Reserve	03/15/12				31,689.72			
Reedy 14 Water Reserve	09/25/14				1,284.86			
Reedy 83 Water Reserve	09/19/83				6,998.68			
Richwood 02 Water & Sewer Revenue	12/18/02	0.000 - 0.000	682,314	295,666	4,909.65	06/33	DEP	BR
Richwood 02 Water & Sewer Reserve	12/18/02				26,125.69			
Richwood 09-A Water & Sewer Revenue	09/02/09	0.000 - 0.000	1,308,155	987,435	2,872.41	09/49	UNB	S&J
Richwood 09-A Water & Sewer Reserve	09/02/09				33,770.42			
Ridgeley 03-A Sewer Revenue	03/11/03	0.000 - 0.000	665,979	310,779	5,413.75	06/34	DEP	S&J
Ridgeley 03-A Sewer Reserve	03/11/03				27,541.03			

ACCOUNT NAME	ISSUE DATE	INTEREST	ORIGINAL ISSUANCE	6/30/2020 OUTSTANDING	6/30/2020 ACCT BALANCE	LAST DEBT	PAYING AGENT	BOND COUNSEL
Ridgeley 88-A Sewer Revenue	08/04/88	9.000 - 9.000	159,327	89,058	8,856.70	10/28	BNY	S&J
Ridgeley 88-A Sewer Reserve	08/04/88				14,938.03			
Ridgeley 88-B Sewer Revenue	08/04/88	0.000 - 0.000	39,832	9,202	942.95	10/28	BNY	S&J
Ridgeley 88-B Sewer Reserve	08/04/88				1,091.24			
Ripley 15-A Sewer Revenue	12/17/15	2.000 - 2.000	8,276,500	7,681,729	36,260.90	09/47	UNB	S&J
Ripley 15-A Sewer Reserve	12/17/15				106,599.56			
Ripley 15-B Sewer Reserve	12/17/15				45,594.91			
Ripley 89-A Sewer Revenue	12/28/89	7.850 - 7.850	487,262	254,867	24,310.93	10/28	BNY	G&G
Ripley 89-A Sewer Reserve	12/28/89				40,769.50			
Ripley 89-B Sewer Revenue	12/28/89	0.000 - 0.000	22,738	5,385	776.83	10/28	BNY	G&G
Ripley 89-B Sewer Reserve	12/28/89				1,027.25			
Ripley 98 Sewer Reserve	02/05/98				49,582.02			
Ripley 20-A Water Refunding Revenue	02/11/20	2.940 - 2.940	4,635,700	4,581,435	32,927.15	03/35	BBT Govment	S&J
Ripley 20-A Water Refunding Reserve	02/11/20				384,095.34			
Rivesville 11-A Water Revenue	10/12/11	0.000 - 0.000	2,585,276	2,112,132	6,218.30	09/51	UNB	S&J
Rivesville 11-A Water Reserve	10/12/11				49,878.35			
Rivesville 13-A Water Revenue	08/15/13	3.000 - 3.000	130,000	103,157	3,473.74	07/37	BBT/WDA	S&J
Rivesville 13-A Water Reserve	08/15/13				8,137.44			
Rivesville 13-B Water Revenue	12/19/13	0.000 - 0.000	200,000	168,550	466.37	12/53	UNB	S&J
Rivesville 13-B Water Reserve	12/19/13				3,314.68			
Roane County Schools 19 GO	07/09/19	2.000 - 3.000	9,745,000	9,280,000	186,494.07	06/34	DTC	BR
Romney 06-A Sewer Refunding Revenue	08/08/06	0.000 - 0.000	2,880,000	1,944,904	6,934.96	06/46	UNB	S&J
Romney 06-A Sewer Refunding Reserve (R)*	08/08/06				80,628.59			
Romney 14-A Sewer Revenue	02/13/14	0.000 - 0.000	3,600,000	3,450,003	9,995.11	12/47	DEP	S&J
Romney 14-A Sewer Reserve	02/13/14				80,636.35			
Romney 14-C Sewer Revenue	02/13/14	0.000 - 0.000	1,436,799	1,005,630	5,401.92	12/40	UNB	S&J
Romney 14-C Sewer Reserve	02/13/14				26,141.71			

ACCOUNT NAME	ISSUE DATE	INTEREST	ORIGINAL ISSUANCE	6/30/2020 OUTSTANDING	6/30/2020 ACCT BALANCE	LAST DEBT	PAYING AGENT	BOND COUNSEL
Romney 17-A Sewer Refunding Revenue	02/22/17	3.500 - 3.500	363,000	314,704	2,419.71	01/35	ROM	S&J
Romney 17-A Sewer Refunding Reserve (R)*	02/22/17				28,232.03			
Romney 19-A Sewer Revenue	05/30/19	0.000 - 0.000	773,256	763,404	1,826.07	03/59	DEP	S&J
Romney 19-A Sewer Reserve	05/30/19				1,179.48			
Romney 12-A Water Reserve	03/16/12				15,826.80			
Romney 12-B Water Reserve	03/16/12				1,584.60			
Romney 16-A Water Reserve	08/01/16				12,872.53			
Romney 17-A Water Refunding Revenue	04/12/17	4.100 - 4.100	1,979,000	1,787,222	12,873.22	05/37	OVB:BH	S&J
Romney 17-A Water Refunding Reserve	04/12/17				150,357.88			
Romney 97-B Water Revenue	08/25/97	0.000 - 0.000	1,424,038	293,995	5,095.95	06/37	UNB	S&J
Romney 97-B Water Reserve	08/25/97				37,612.23			
Ronceverte 15-A Sewer Revenue	08/18/15	0.000 - 0.000	14,481,456	12,869,036	38,390.89	06/55	DEP	S&J
Ronceverte 15-A Sewer Reserve	08/18/15				92,479.09			
Ronceverte 08-A Water Revenue	09/05/08	0.000 - 0.000	2,000,000	1,316,653	7,079.46	03/40	BPH	S&J
Ronceverte 08-A Water Reserve	09/05/08				67,331.01			
Ronceverte 19-A Water Revenue	08/28/19	1.000 - 1.000	325,000	320,989	1,346.57	03/50	BPH	S&J
Ronceverte 19-A Water Reserve	08/23/19				418.75			
Rowlesburg 06-A Water Reserve	10/13/06				20,958.97			
Rowlesburg 11-A Water Revenue	07/22/11	0.000 - 0.000	517,500	412,489	1,270.56	12/50	UNB	S&J
Rowlesburg 11-A Water Reserve	07/22/11				11,071.12			
Rowlesburg 17-A Water Revenue	08/02/17	1.000 - 1.000	2,000,000	1,935,620	5,851.90	06/57	UNB	S&J
Rowlesburg 17-A Water Reserve	08/02/17				10,032.84			
Rupert 17-A Water Reserve	05/12/17				22,387.70			
Salem 18-A Sewer Revenue	03/28/18	4.000 - 4.000	1,310,000	1,180,000	46,813.76	12/32	DTC	S&J
Salem 18-A Sewer Reserve	03/28/18				120,862.31			
Salem 18-B Sewer Revenue	03/28/18	3.000 - 4.000	2,255,000	2,125,000	58,978.89	12/37	DTC	S&J
Salem 18-B Sewer Reserve	03/28/18				168,170.87			

ACCOUNT NAME	ISSUE DATE	INTEREST	ORIGINAL ISSUANCE	6/30/2020 OUTSTANDING	6/30/2020 ACCT BALANCE	LAST DEBT	PAYING AGENT	BOND COUNSEL
Salem 10-A Water Revenue	01/14/10	0.000 - 0.000	900,000	637,500	2,840.71	09/41	BPH	S&J
Salem 10-A Water Reserve	01/14/10				27,683.07			
Salt Rock Sewer PSD 03-A Sewer Revenue	07/31/03	0.000 - 0.000	2,050,000	1,216,762	4,271.90	06/43	DEP	S&J
Salt Rock Sewer PSD 03-A Sewer Reserve	07/31/03				52,904.00			
Salt Rock Sewer PSD 03-B Sewer Revenue	07/31/03	5.000 - 5.000	60,000	47,559	1,421.43	10/42	BBT/WDA	S&J
Salt Rock Sewer PSD 03-B Sewer Reserve	07/31/03				3,527.10			
Salt Rock Sewer PSD 04-A Sewer Revenue	12/29/04	0.000 - 0.000	11,068,062	7,089,347	23,340.82	12/44	DEP	S&J
Salt Rock Sewer PSD 04-A Sewer Reserve	12/29/04				289,361.00			
Salt Rock Sewer PSD 04-B Sewer Revenue	12/29/04	0.000 - 0.000	7,500,000	4,803,921	14,271.41	12/44	UNB	S&J
Salt Rock Sewer PSD 04-B Sewer Reserve	12/29/04				196,078.80			
Salt Rock Sewer PSD 87-A Sewer Revenue	04/15/87	8.380 - 8.380	1,185,479	535,735	54,716.36	10/26	BNY	S&J
Salt Rock Sewer PSD 87-A Sewer Reserve	04/15/87				104,242.62			
Salt Rock Sewer PSD 87-B Sewer Revenue	04/15/87	0.000 - 0.000	290,771	53,563	5,813.68	10/26	BNY	S&J
Salt Rock Sewer PSD 87-B Sewer Reserve	04/15/87				7,654.38			
Salt Rock Sewer PSD 90-A Sewer Revenue	03/02/90	7.850 - 7.850	248,408	139,033	9,777.07	10/29	BNY	S&J
Salt Rock Sewer PSD 90-A Sewer Reserve	03/02/90				20,581.00			
Salt Rock Sewer PSD 90-B Sewer Revenue	03/02/90	0.000 - 0.000	11,592	2,972	225.83	10/29	BNY	S&J
Salt Rock Sewer PSD 90-B Sewer Reserve	03/02/90				298.00			
Salt Rock Water PSD 00-A Water Revenue	09/21/00	4.500 - 5.875	9,300,000	7,005,000	204,507.36	06/40	BNY	S&J
Salt Rock Water PSD 00-A Water Reserve	09/21/00				0.00		LOC	06/01/2040
Salt Rock Water PSD 00-B Water Revenue	09/21/00	0.000 - 0.000	3,000,000	1,557,675	13,378.21	09/40	UNB	S&J
Salt Rock Water PSD 00-B Water Reserve	09/21/00				0.00		LOC	09/01/2040
Salt Rock Water PSD 08-A Water Revenue	12/19/08	0.000 - 0.000	296,800	217,752	1,343.00	09/48	UNB	S&J
Salt Rock Water PSD 08-A Water Reserve	12/19/08				0.00		LOC	09/01/2048
Salt Rock Water PSD 18-A Water GAN	03/21/18	1.700 - 1.700	164,414	164,414	1,499.46	03/21	BBT/WDA	S&J
Shady Spring PSD 02-A Sewer Revenue	03/08/02	0.000 - 0.000	2,419,905	1,068,783	8,028.40	09/33	DEP	JTP
Shady Spring PSD 02-A Sewer Reserve	03/08/02				82,875.34			

ACCOUNT NAME	ISSUE DATE	INTEREST	ORIGINAL ISSUANCE	6/30/2020 OUTSTANDING	6/30/2020 ACCT BALANCE	LAST DEBT	PAYING AGENT	BOND COUNSEL
Shady Spring PSD 05-A Sewer Revenue	12/13/05	0.000 - 0.000	2,875,000	1,929,276	7,000.01	12/45	UNB	JTP
Shady Spring PSD 05-A Sewer Reserve	12/13/05				77,732.59			
Shady Spring PSD 05-B Sewer Revenue	12/19/05	0.000 - 0.000	3,078,043	2,065,500	8,218.86	12/45	DEP	JTP
Shady Spring PSD 05-B Sewer Reserve	12/19/05				83,219.32			
Shady Spring PSD 10 Sewer Revenue	10/12/10	0.000 - 0.000	2,422,826	1,756,531	8,045.17	03/42	DEP	BR
Shady Spring PSD 10 Sewer Reserve	10/12/10				70,482.84			
Shady Spring PSD 16 Sewer Revenue	05/06/16	0.500 - 0.500	6,978,924	6,491,019	24,257.56	03/48	DEP	BR
Shady Spring PSD 16 Sewer Reserve	05/06/16				59,605.51			
Shady Spring PSD 19 Sewer Revenue	10/08/19	2.500 - 2.500	8,400,000	4,991,585	0.00	09/39	DEP	BR
Shady Spring PSD 19 Sewer Reserve	10/08/19				0.00			
Shady Spring PSD 97-D Sewer Refunding Revenue	06/24/97	6.250 - 6.250	3,056,955	2,104,871	97,738.93	10/35	BNY	JTP
Shady Spring PSD 97-D Sewer Refunding Reserve	06/24/97				213,036.63			
Shady Spring PSD 99-B Sewer Revenue	03/18/99	5.750 - 5.750	165,000	118,021	4,895.26	10/37	BBT/WDA	JTP
Shady Spring PSD 99-B Sewer Reserve	03/18/99				10,722.52			
Shepherdstown 10-A Sewer Revenue	11/22/10	0.000 - 0.000	9,172,697	4,557,069	20,276.14	06/42	DEP	BR
Shepherdstown 10-A Sewer Reserve	11/22/10				209,587.92			
Shepherdstown 03-A Water Revenue	06/13/03	0.000 - 0.000	699,459	314,745	5,843.11	12/33	BPH	BR
Shepherdstown 03-A Water Reserve	06/13/03				24,663.96			
Shepherdstown 03-B Water Revenue	06/13/03	2.000 - 2.000	1,300,541	303,184	18,420.69	06/24	BPH	BR
Shepherdstown 03-B Water Reserve	06/13/03				79,493.36			
Shepherdstown 03 Water Depreciation	06/13/03				488,003.65			
Shepherdstown 12 Water Revenue	07/19/12	1.000 - 1.000	4,000,000	3,427,844	13,920.34	06/52	UNB	BR
Shepherdstown 12 Water Reserve	07/19/12				121,577.32			
Shepherdstown 17 Water Revenue	06/15/17	2.250 - 4.250	2,650,000	2,495,000	53,805.42	03/47	DTC	G&G
Shepherdstown 17 Water Reserve	06/15/17				161,039.17			
Shinnston 10-A Sewer Reserve	10/25/10				101,323.40			
Shinnston 90-A Sewer Revenue	03/29/90	7.850 - 7.850	2,245,223	1,256,648	121,818.47	10/29	BNY	S&J

ACCOUNT NAME	ISSUE DATE	INTEREST	ORIGINAL ISSUANCE	6/30/2020 OUTSTANDING	6/30/2020 ACCT BALANCE	LAST DEBT	PAYING AGENT	BOND COUNSEL
Shinnston 90-A Sewer Reserve	03/29/90				187,036.06			
Shinnston 90-B Sewer Revenue	03/29/90	0.000 - 0.000	104,777	26,866	2,517.22	10/29	BNY	S&J
Shinnston 90-B Sewer Reserve	03/29/90				2,755.45			
Shinnston 05-A Water Reserve	11/17/05				256,151.06			
Shinnston 18-A Water Reserve	02/08/18				3,386.59			
Shinnston 83 Water Reserve	09/01/83				28,886.19			
Short Line PSD 05-A Water Revenue	08/24/05	0.000 - 0.000	1,274,183	832,799	3,083.70	06/45	UNB	S&J
Short Line PSD 05-A Water Reserve	08/24/05				35,046.03			
Short Line PSD 10-A Water Revenue	04/06/10	0.000 - 0.000	600,000	457,514	1,441.22	03/50	UNB	S&J
Short Line PSD 10-A Water Reserve	04/06/10				16,242.06			
Short Line PSD 90 Water Reserve	05/09/91				7,118.75			
Sissonville PSD 01 Sewer Refunding Revenue	12/28/01	5.250 - 6.000	1,440,000	555,000	74,438.68	10/25	DTC	G&G
Sissonville PSD 01 Sewer Refunding Reserve	12/28/01				57,900.00			
Sissonville PSD 03-A Sewer Revenue	06/17/03	2.000 - 2.000	1,313,000	324,419	11,251.43	09/24	DEP	G&G
Sissonville PSD 03-A Sewer Reserve	06/17/03				79,816.00			
Sistersville 13-A Sewer Revenue	02/27/13	0.000 - 0.000	200,888	170,367	539.74	09/52	DEP	S&J
Sistersville 13-A Sewer Reserve	02/27/13				3,216.46			
Sistersville 10-A Water Reserve	02/26/10				20,539.26			
Smithers 03-A Sewer Reserve	11/06/03				27,691.40			
Smithers 03-B Sewer Revenue	11/06/03	0.000 - 0.000	800,000	486,274	3,611.12	09/43	UNB	G&G
Smithers 03-B Sewer Reserve	11/06/03				21,715.58			
Sophia 07-A Sewer Revenue	10/23/07	3.000 - 3.000	767,031	392,278	12,510.09	03/29	UNB	S&J
Sophia 07-A Sewer Reserve	10/23/07				51,423.20			
Sophia 17 Sewer Revenue	03/30/17	3.780 - 3.780	560,000	470,807	4,297.96	05/32	CITY NB	S&J
Sophia 17 Sewer Reserve	03/30/17				15,968.24			
Sophia 95 Sewer Revenue	07/24/95	6.750 - 6.750	156,705	102,470	7,159.37	10/33	BNY	G&G
Sophia 95 Sewer Reserve	07/24/95				11,606.43			

ACCOUNT NAME	ISSUE DATE	INTEREST	ORIGINAL ISSUANCE	6/30/2020 OUTSTANDING	6/30/2020 ACCT BALANCE	LAST DEBT	PAYING AGENT	BOND COUNSEL
South Charleston 03-A Sewer Revenue	09/05/03	2.000 - 2.000	4,567,360	1,216,847	65,757.04	12/24	DEP	JK
South Charleston 03-A Sewer Reserve	09/05/03				284,997.02			
South Charleston 04-B Sewer Revenue	06/18/04	0.000 - 0.000	1,072,997	454,309	29,517.85	03/32	DEP	JK
South Charleston 04-B Sewer Reserve	06/18/04				40,850.23			
South Charleston 86-B Sewer Revenue	08/29/86	0.000 - 0.000	378,985	58,305	17,234.15	10/25	BNY	JK
South Charleston 86-B Sewer Reserve	08/29/86				10,266.71			
Southern Jackson County PSD 02 Sewer Revenue	05/30/02	0.000 - 0.000	2,888,924	1,653,529	20,271.86	03/42	UNB	G&G
Southern Jackson County PSD 02 Sewer Reserve	05/30/02				80,905.23			
Southern Jackson County PSD 01 A&B Water Reserve	12/21/01				70,560.51			
Southern Jackson County PSD 05 Water Reserve	09/23/05				59,678.49			
Southern Jackson County PSD 13 Water Revenue	02/14/13	0.000 - 0.000	3,140,000	2,538,159	21,495.55	09/44	BPH	JK
Southern Jackson County PSD 13 Water Reserve	02/14/13				67,147.63			
Southern Jackson County PSD 91 Water Reserve	03/18/91				9,664.35			
Southern Jackson County PSD 97 Water Reserve	02/27/97				29,621.93			
Southern Jackson County PSD 98-A Water Revenue	05/22/98	0.000 - 0.000	380,000	171,847	3,831.31	03/38	UNB	JK
Southern Jackson County PSD 98-A Water Reserve	05/22/98				10,228.72			
Southwestern Water PSD 10-A Water Reserve	03/12/10				170,159.30			
Southwestern Water PSD 10-B Water Revenue	03/12/10	0.000 - 0.000	6,100,000	4,320,810	19,507.50	09/41	BPH	S&J
Southwestern Water PSD 10-B Water Reserve	03/12/10				159,214.28			
Spencer 00 Sewer Reserve	08/24/00				18,002.32			
Spencer 19 Sewer Reserve	07/26/19				0.00			
Spencer 09 Water Reserve	10/08/09				22,189.86			
Spencer 10 Water Reserve	05/05/10				38,121.26			
Spencer 12 Water Reserve	09/13/12				9,283.48			
Spencer 70 Water Replacement	01/01/70				6,324.85			
Spencer 91 Taxable Water Reserve	12/09/91				21,634.32			
Spencer 93 Water Reserve	03/18/93				17,746.96			

ACCOUNT NAME	ISSUE DATE	INTEREST	ORIGINAL ISSUANCE	6/30/2020 OUTSTANDING	6/30/2020 ACCT BALANCE	LAST DEBT	PAYING AGENT	BOND COUNSEL
Spencer 98 Water Reserve	06/05/98				49,024.79			
Spring Valley PSD 01-A Sewer Revenue	02/01/01	2.000 - 2.000	820,500	85,564	15,021.88	03/22	DEP	JK
Spring Valley PSD 01-A Sewer Reserve	02/01/01				50,154.47			
St Albans 00-B Water & Sewer Revenue	03/15/00	2.000 - 2.000	16,281,000	1,935,579	97,390.04	06/22	DEP	S&J
St Albans 00-B Water & Sewer Reserve	03/15/00				995,145.17			
St Albans 00-C Water & Sewer Revenue	03/15/00	5.800 - 5.800	225,000	18,241	14,452.41	10/20	BBT/WDA	S&J
St Albans 00-C Water & Sewer Reserve	03/15/00				19,405.85			
St Albans 08-A Water & Sewer Revenue	12/03/08	4.370 - 4.370	2,735,000	1,455,530	17,871.17	12/28	HUNT OH:BH	S&J
St Albans 08-A Water & Sewer Reserve	12/03/08				211,669.20			
St Albans 14-A Water & Sewer Revenue	06/30/14	2.500 - 4.750	2,200,000	1,940,000	17,296.36	06/44	DTC	S&J
St Albans 14-A Water & Sewer Reserve	06/30/14				141,357.14			
St Albans 14-B Water & Sewer Refunding Revenue	09/30/14	2.000 - 4.500	7,745,000	7,280,000	170,084.42	12/40	DTC	S&J
St Albans 14-B Water & Sewer Refunding Reserve	09/30/14				525,643.74			
St Albans 19-A Water & Sewer Revenue	05/10/19	3.260 - 3.260	1,500,000	1,423,856	10,751.19	06/34	BBT Govment	S&J
St Albans 19-A Water & Sewer Reserve	05/10/19				128,972.13			
St Marys 06-A Water & Sewer Revenue	07/10/06	0.500 - 0.500	1,581,250	907,945	5,483.63	06/36	UNB	JK
St Marys 06-A Water & Sewer Reserve	07/10/06				59,408.32			
St Marys 08-A Water & Sewer Refunding Reserve	11/05/08				238,967.97			
St Marys 08-B Water & Sewer Refunding Reserve	11/05/08				56,009.50			
St Marys 09-A Water & Sewer Revenue	11/20/09	0.000 - 0.000	3,057,992	1,720,117	29,728.39	09/31	DEP	JK
St Marys 09-A Water & Sewer Reserve	11/20/09				142,438.20			
St Marys 12-A Water & Sewer Revenue	01/05/12	0.000 - 0.000	3,455,401	2,659,684	11,761.38	03/43	DEP	JK
St Marys 12-A Water & Sewer Reserve	01/05/12				83,879.77			
St Marys 12-B Water & Sewer Revenue	01/05/12	2.000 - 2.000	4,203,500	2,967,738	30,610.90	09/33	BPH	JK
St Marys 12-B Water & Sewer Reserve	01/05/12				181,814.83			
Stonewood 09-A Water Reserve	04/24/09				39,461.40			
Stonewood 09-B Water Reserve	04/24/09				37,582.42			

ACCOUNT NAME	ISSUE DATE	INTEREST	ORIGINAL ISSUANCE	6/30/2020 OUTSTANDING	6/30/2020 ACCT BALANCE	LAST DEBT	PAYING AGENT	BOND COUNSEL
Stonewood 14-A Water Revenue	03/20/14	0.000 - 0.000	2,250,000	1,893,750	7,998.52	09/45	BPH	S&J
Stonewood 14-A Water Reserve	03/20/14				37,538.75			
Sugar Creek PSD 10-A Water Revenue	01/07/10	0.000 - 0.000	312,500	216,133	1,602.43	03/41	BPH	S&J
Sugar Creek PSD 10-A Water Reserve	01/07/10				10,257.18			
Sugar Creek PSD 11-A Water Revenue	10/06/11	0.000 - 0.000	1,100,000	898,680	2,648.92	09/51	UNB	S&J
Sugar Creek PSD 11-A Water Reserve	10/06/11				30,329.65			
Summersville 02-A Water & Sewer Revenue	12/18/02	0.000 - 0.000	4,661,505	2,760,101	27,053.08	12/42	UNB	S&J
Summersville 02-A Water & Sewer Reserve	12/18/02				129,283.41			
Summersville 02-B Water & Sewer Revenue	12/18/02	0.000 - 0.000	2,388,495	1,154,439	20,193.19	12/34	BPH	S&J
Summersville 02-B Water & Sewer Reserve	12/18/02				83,850.09			
Summersville 07-A Water & Sewer Revenue	05/15/07	0.000 - 0.000	8,682,265	5,271,360	28,558.15	06/37	UNB	BR
Summersville 07-A Water & Sewer Reserve	05/15/07				317,948.04			
Summersville 07-B Water & Sewer Revenue	05/15/07	0.000 - 0.000	2,000,000	1,185,164	7,278.45	06/36	DEP	BR
Summersville 07-B Water & Sewer Reserve	05/15/07				75,959.40			
Summersville 09-A Water & Sewer Reserve	11/12/09				97,409.21			
Summersville 09-B Water & Sewer Reserve	11/12/09				4,770.02			
Summersville 12-A Water & Sewer Revenue	04/02/12	1.000 - 1.000	1,128,609	935,990	3,168.45	03/52	UNB	S&J
Summersville 12-A Water & Sewer Reserve	04/02/12				29,052.87			
Summersville 14-A Water & Sewer Revenue	08/12/14	1.000 - 1.000	1,794,500	1,636,044	6,042.98	06/54	UNB	S&J
Summersville 14-A Water & Sewer Reserve	08/12/14				46,380.33			
Summersville 90-A Water & Sewer Revenue	04/06/90	7.850 - 7.850	281,848	157,750	15,291.31	10/29	BNY	VLF
Summersville 90-A Water & Sewer Reserve	04/06/90				23,479.78			
Summersville 90-B Water & Sewer Revenue	04/06/90	0.000 - 0.000	13,152	3,372	599.54	10/29	BNY	VLF
Summersville 90-B Water & Sewer Reserve	04/06/90				361.30			
Summersville 91-A Water & Sewer Revenue	08/13/91	8.100 - 8.100	790,057	450,848	43,835.70	10/29	BNY	VLF
Summersville 91-A Water & Sewer Reserve	08/13/91				67,865.61			
Summersville 91-B Water & Sewer Revenue	08/13/91	0.000 - 0.000	35,671	9,387	1,332.83	10/29	BNY	VLF

ACCOUNT NAME	ISSUE DATE	INTEREST	ORIGINAL ISSUANCE	6/30/2020 OUTSTANDING	6/30/2020 ACCT BALANCE	LAST DEBT	PAYING AGENT	BOND COUNSEL
Summersville 91-B Water & Sewer Reserve	08/13/91				992.48			
Summersville 98-A Water & Sewer Revenue	01/06/98	0.000 - 0.000	639,000	286,731	6,149.82	12/37	UNB	VLF
Summersville 98-A Water & Sewer Reserve	01/06/98				17,272.84			
Sun Valley PSD 01-A Sewer Refunding Revenue	10/18/01	0.000 - 0.000	1,073,405	540,348	4,637.14	12/38	UNB	S&J
Sun Valley PSD 01-A Sewer Refunding Reserve	10/18/01				30,839.85			
Sun Valley PSD 10-A Sewer Reserve	07/13/10				42,770.12			
Sun Valley PSD 10-B Sewer Revenue	07/13/10	0.000 - 0.000	3,200,000	2,509,801	7,738.12	06/50	UNB	JK
Sun Valley PSD 10-B Sewer Reserve	07/13/10				73,682.08			
Sun Valley PSD 97-A Sewer Revenue	04/10/97	0.000 - 0.000	853,000	371,110	2,203.14	03/37	UNB	S&J
Sun Valley PSD 97-A Sewer Reserve	04/10/97				23,387.15			
Sun Valley PSD 10-A Water Reserve	01/14/10				100,043.85			
Sun Valley PSD 10-B Water Revenue	01/14/10	0.000 - 0.000	300,000	210,000	924.57	06/41	BPH	BR
Sun Valley PSD 10-B Water Reserve	01/14/10				10,550.14			
Sun Valley PSD 16-A Water Revenue	10/05/16	2.320 - 2.320	280,000	187,351	2,764.02	11/26	BBT Govment	S&J
Sun Valley PSD 16-A Water Reserve	10/05/16				10,571.53			
Taylor County PSD 04-A Water Reserve	07/16/04				38,951.08			
Taylor County (Haymond) PSD 04-B Water Revenue	12/10/04	0.000 - 0.000	378,397	201,812	1,192.64	06/36	UNB	S&J
Taylor County (Haymond) PSD 04-B Water Reserve	12/10/04				13,614.18			
Taylor County (Haymond) PSD 04-A Water Revenue	12/10/04	0.000 - 0.000	1,310,000	830,523	3,235.69	09/44	UNB	S&J
Taylor County (Haymond) PSD 04-A Water Reserve	12/10/04				36,966.01			
Taylor County PSD 07-A Water Reserve	05/24/07				57,747.39			
Taylor County PSD 18-A Water Reserve	02/15/18				3,802.46			
Tennerton PSD 01-A Sewer Reserve	09/13/01				29,343.00			
Tennerton PSD 08-A Sewer Reserve	04/17/08				73,080.00			
Tennerton PSD 86-B Sewer Revenue	03/12/86	0.000 - 0.000	169,883	26,824	3,595.15	10/25	BNY	VLF
Tennerton PSD 86-B Sewer Reserve	03/12/86				4,471.00			
Terra Alta 99-A Sewer Revenue	07/22/99	0.000 - 0.000	200,000	7,500	1,229.20	03/21	DEP	S&J

ACCOUNT NAME	ISSUE DATE	INTEREST	ORIGINAL ISSUANCE	6/30/2020 OUTSTANDING	6/30/2020 ACCT BALANCE	LAST DEBT	PAYING AGENT	BOND COUNSEL
Terra Alta 99-A Sewer Reserve	07/22/99				10,549.49			
Terra Alta 99-B Sewer Revenue	07/22/99	0.000 - 0.000	4,780,000	2,358,958	13,717.34	06/39	UNB	S&J
Terra Alta 99-B Sewer Reserve	07/22/99				135,242.64			
Terra Alta 10-A Water Revenue	02/16/10	0.000 - 0.000	823,639	631,075	1,978.21	12/49	UNB	S&J
Terra Alta 10-A Water Reserve	02/16/10				20,300.44			
Terra Alta 98-A Water Revenue	03/30/98	0.000 - 0.000	520,000	231,847	1,665.95	12/37	UNB	S&J
Terra Alta 98-A Water Reserve	03/30/98				17,011.59			
Thomas 97-A Sewer Revenue	12/17/97	0.000 - 0.000	1,500,000	422,591	0.00	06/29	DEP	S&J
Thomas 97-A Sewer Reserve	12/17/97				39,330.93			
Tomlinson PSD 04-A Water Revenue	03/09/04	0.000 - 0.000	1,353,815	835,145	7,393.79	03/44	UNB	S&J
Tomlinson PSD 04-A Water Reserve	03/09/04				37,061.45			
Tomlinson PSD 04-B Water Revenue	03/09/04	5.000 - 5.000	669,500	547,678	22,816.01	10/43	BBT/WDA	S&J
Tomlinson PSD 04-B Water Reserve	03/09/04				39,908.40			
Tomlinson PSD 10-A Water Revenue	08/06/10	5.000 - 5.000	100,000	43,108	1,655.05	08/25	FARMERS:BH	S&J
Tomlinson PSD 10-A Water Reserve	08/06/10				10,000.96			
Tomlinson PSD 18-A Water Revenue	06/27/18	0.750 - 0.750	500,000	415,613	3,857.47	03/49	BPH	S&J
Tomlinson PSD 18-A Water Reserve	06/27/18				2,505.24			
Tri County Water 15 Reserve	08/04/15				32,007.22			
Tunnelton 02 Sewer Reserve	04/19/02				16,071.86			
Tunnelton 16-A Sewer Reserve	06/03/16				16,325.12			
Tunnelton 90 Water Reserve	05/03/90				28,150.13			
Tyler County (Friendly) PSD 04-A Sewer Revenue	09/28/04	0.000 - 0.000	252,100	155,756	634.70	09/44	UNB	S&J
Tyler County (Friendly) PSD 04-A Sewer Reserve	09/28/04				6,776.44			
Tyler County PSD 20-A Sewer Reserve	05/22/20				0.00			
Tyler County PSD 20-B Sewer Reserve	05/22/20				0.00			
Tyler County (Friendly) PSD 05-A Water Revenue	03/11/05	0.000 - 0.000	300,000	191,613	719.69	03/45	UNB	S&J
Tyler County (Friendly) PSD 05-A Water Reserve	03/11/05				8,166.51			

ACCOUNT NAME	ISSUE DATE	INTEREST	ORIGINAL ISSUANCE	6/30/2020 OUTSTANDING	6/30/2020 ACCT BALANCE	LAST DEBT	PAYING AGENT	BOND COUNSEL
Tyler County (Friendly) PSD 08-A Water Revenue	12/04/08	0.000 - 0.000	2,450,000	1,801,913	5,871.19	12/48	UNB	S&J
Tyler County (Friendly) PSD 08-A Water Reserve	12/04/08				64,055.28			
Tyler County (Friendly) PSD 12-A Water Reserve	04/19/12				44,068.11			
Tyler County PSD 18-A Water Reserve	11/13/18				0.00			
Tyler County (Friendly) PSD 94-A Water Reserve	06/22/94				19,944.78			
Tyler County (Friendly) PSD 94-B Water Reserve	11/03/94				4,270.97			
Tyler County (Friendly) PSD 97 Water Reserve	06/11/97				27,691.20			
Union PSD 09-A Sewer Reserve	11/20/09				200,713.82			
Union PSD 09-C Sewer Revenue	11/20/09	0.000 - 0.000	3,074,294	1,729,279	14,806.31	09/31	DEP	JK
Union PSD 09-C Sewer Reserve	11/20/09				141,816.31			
Union PSD 18-A Sewer Revenue	12/07/18	2.500 - 2.500	8,730,441	8,431,756	0.00	12/38	DEP	WLO
Union PSD 18-A Sewer Reserve	12/07/18				0.00			
Union PSD 91-A Sewer Revenue	08/28/91	8.100 - 8.100	2,139,656	1,221,002	94,584.19	10/29	BNY	JK
Union PSD 91-A Sewer Reserve	08/28/91				182,843.93			
Union PSD 91-B Sewer Revenue	08/28/91	7.750 - 7.750	4,229,604	2,646,621	170,496.89	10/31	BNY	JK
Union PSD 91-B Sewer Reserve	08/28/91				346,765.96			
Union PSD 91-C Sewer Revenue	08/28/91	0.000 - 0.000	237,602	68,806	4,877.27	10/31	BNY	JK
Union PSD 91-C Sewer Reserve	08/28/91				6,159.92			
Union 20-A Water & Sewer Revenue	03/25/20	0.250 - 0.250	283,000	117,243	0.00	12/50	BPH	S&J
Union 20-A Water & Sewer Reserve	03/25/20				0.00			
Union-Williams PSD 00 Sewer Revenue	12/15/00	0.000 - 0.000	412,000	151,052	2,530.82	06/31	DEP	BR
Union-Williams PSD 00 Sewer Reserve	12/15/00				14,161.21			
Union-Williams PSD 04-A Sewer Revenue	02/19/04	0.000 - 0.000	15,596,291	7,928,114	95,628.88	09/35	DEP	BR
Union-Williams PSD 04-A Sewer Reserve	02/19/04				535,968.76			
Union-Williams PSD 04-B Sewer Revenue	02/19/04	0.000 - 0.000	1,900,000	1,167,320	8,488.40	12/43	UNB	BR
Union-Williams PSD 04-B Sewer Reserve	02/19/04				51,211.67			
Union-Williams PSD 07 Sewer Revenue	03/29/07	0.000 - 0.000	284,652	284,652	0.00	06/38	UNB	BR

ACCOUNT NAME	ISSUE DATE	INTEREST	ORIGINAL ISSUANCE	6/30/2020 OUTSTANDING	6/30/2020 ACCT BALANCE	LAST DEBT	PAYING AGENT	BOND COUNSEL
Union-Williams PSD 07 Sewer Reserve	03/29/07				0.00			
Union-Williams PSD 91 Sewer Reserve	04/16/91				31,998.91			
Union-Williams PSD 13 Water Refunding Revenue	05/23/13	2.000 - 4.750	3,520,000	2,550,000	101,715.62	12/37	DTC	BR
Union-Williams PSD 13 Water Refunding Reserve	05/23/13				141,091.34			
Union-Williams PSD 15 Water Revenue	07/01/15	3.190 - 3.190	1,915,000	1,384,955	27,412.81	07/30	BBT Govment	BR
Union-Williams PSD 15 Water Reserve	07/01/15				84,246.55			
Valley Falls PSD 07-A Water Revenue	01/12/07	0.000 - 0.000	4,878,315	3,048,939	13,655.52	06/40	UNB	S&J
Valley Falls PSD 07-A Water Reserve	01/12/07				152,448.00			
Vienna 13-A Water & Sewer Revenue	11/14/13	2.000 - 2.000	1,850,308	1,451,639	11,461.15	06/35	DEP	S&J
Vienna 13-A Water & Sewer Reserve	11/14/13				59,553.35			
Vienna 14-A Water & Sewer Revenue	05/14/14	2.340 - 2.340	1,030,000	441,574	10,204.20	06/24	BBT Govment	S&J
Vienna 14-A Water & Sewer Reserve	06/14/14				108,686.61			
Vienna 15-A Water & Sewer Revenue	03/25/15	3.000 - 3.000	1,416,600	1,192,631	9,235.84	06/36	UNB	S&J
Vienna 15-A Water & Sewer Reserve	03/25/15				99,572.01			
WV American Water Company 10-A Water Revenue Note	01/28/10	0.000 - 0.000	1,925,000	1,082,795	8,476.47	09/31	BPH	JK
WV Amer Water Comp 10-A Water Reserve	01/28/10				0.00		LOC	09/01/2031
WV Higher Education Facilities 10-B Revenue	12/23/10	7.450 - 7.650	50,265,000	50,265,000	0.00	04/40	DTC	STB
WV Higher Education Facilities 10-B Reserve	12/23/10				735,139.33			
WV Higher Education Policy 12-A Revenue	06/12/12	2.000 - 5.000	124,190,000	97,330,000	102,718.39	04/34	DTC	STB
WV Higher Education Policy 12-B Revenue	06/12/12	2.000 - 4.000	7,975,000	5,780,000	2,804.15	04/34	DTC	STB
Walton PSD 05 Water Reserve	04/14/05				5,316.00			
Walton PSD 08 Water Reserve	07/03/08				5,478.21			
Walton PSD 87 Water Reserve	11/05/87				27.86			
Walton PSD (Gandeeville) 91 Water Reserve	09/17/91				34.65			
Walton PSD 94-A Water Reserve	02/16/94				68.51			
Walton PSD 94-B Water Reserve	02/16/94				9.16			
Walton PSD 97 Water Reserve	10/09/97				67.02			

ACCOUNT NAME	ISSUE DATE	INTEREST	ORIGINAL ISSUANCE	6/30/2020 OUTSTANDING	6/30/2020 ACCT BALANCE	LAST DEBT	PAYING AGENT	BOND COUNSEL
War 99-A Lot 2 Sewer Revenue	06/25/99	0.000 - 0.000	724,274	357,440	3,142.17	06/39	UNB	G&G
War 99-A Sewer Revenue	06/25/99	0.000 - 0.000	245,726	121,238	1,066.33	06/39	UNB	G&G
War 99-A & 99-A Lot 2 Sewer Reserve	06/25/99				25,405.28			
War 08-A Water Revenue	06/26/08	0.000 - 0.000	215,300	151,648	473.69	06/48	UNB	S&J
War 08-A Water Reserve	06/26/08				5,746.91			
War 11-A Water Reserve	01/27/11				35,092.21			
War 11-B Water Reserve	01/27/11				12,760.82			
Wardensville 09-A Sewer Revenue	12/02/09	0.000 - 0.000	279,782	212,991	2,275.19	12/49	DEP	JK
Wardensville 09-A Sewer Reserve	12/02/09				7,604.21			
Wardensville 79 Sewer Reserve	07/25/80				14,816.90			
Wardensville 08-A Water Revenue	12/10/08	0.000 - 0.000	1,550,000	1,020,403	5,484.47	03/40	BPH	S&J
Wardensville 08-A Water Reserve	12/10/08				54,388.59			
Warm Springs PSD 02-A Sewer Revenue	06/25/02	0.000 - 0.000	1,316,000	570,244	4,296.84	06/33	DEP	JK
Warm Springs PSD 02-A Sewer Reserve	06/25/02				46,287.83			
Warm Springs PSD 07-A Sewer Revenue	02/28/07	0.000 - 0.000	8,290,000	2,601,397	19,736.29	09/32	UNB	JK
Warm Springs PSD 07-A Sewer Reserve	02/28/07				225,117.00			
Warm Springs PSD 07-C Sewer Revenue	02/28/07	0.000 - 0.000	3,000,000	2,496,405	11,437.42	12/38	DEP	JK
Warm Springs PSD 07-C Sewer Reserve	02/28/07				189,767.51			
Warm Springs PSD 89 Sewer Reserve	08/03/89				19,619.08			
Warm Springs PSD 98 Sewer Reserve	11/19/98				22,152.86			
Wayne County Building Comm 13-A Lease Reserve	11/18/13				37,937.65			
Wayne County Schools 14 GO	09/25/14	2.000 - 5.000	18,000,000	12,205,000	496,293.10	06/29	DTC	S&J
Wayne County Schools 14 GO Surplus Collections	09/25/14				531,505.04			
Wayne 12-A Sewer Reserve	12/17/12				48,605.59			
Wayne 04-A Water Reserve	10/21/04				71,648.62			
Wayne 04-B Water Revenue	10/21/04	0.000 - 0.000	1,925,000	994,583	6,327.02	12/35	BPH	S&J
Wayne 04-B Water Reserve (R)*	10/21/04				67,551.38			

ACCOUNT NAME	ISSUE DATE	INTEREST	ORIGINAL ISSUANCE	6/30/2020 OUTSTANDING	6/30/2020 ACCT BALANCE	LAST DEBT	PAYING AGENT	BOND COUNSEL
Wayne 07-A Water Revenue	06/14/07	1.000 - 1.000	193,394	193,394	0.00	12/39	UNB	S&J
Wayne 07-A Water Reserve	06/14/07				52,844.24			
Webster County EDA 11-A Water Revenue	04/11/11	0.000 - 0.000	890,000	701,795	3,974.53	03/51	UNB	S&J
Webster County EDA 11-A Water Reserve	04/11/11				0.00		LOC	04/11/2021
Weirton 07-A Sewer Revenue	04/11/07	2.000 - 2.000	4,199,404	1,828,451	69,976.06	03/28	DEP	S&J
Weirton 07-A Sewer Reserve	04/11/07				256,681.44			
Weirton 13-A Sewer Revenue	09/25/13	2.000 - 2.000	5,904,000	4,640,988	42,186.80	06/35	DEP	S&J
Weirton 13-A Sewer Reserve	09/25/13				189,096.75			
Weirton 06-A Water Revenue	04/25/06	2.000 - 2.000	2,555,000	1,145,566	17,041.65	06/28	BPH	S&J
Weirton 06-A Water Reserve	04/25/06				156,168.35			
Weirton 09-A Water Revenue	11/19/09	2.000 - 2.000	2,496,208	1,525,257	31,814.13	09/31	BPH	S&J
Weirton 09-A Water Reserve	11/19/09				141,359.46			
Weirton 16-A Water Revenue	04/15/16	3.520 - 3.520	2,900,000	2,467,110	17,906.40	05/36	WESBK-WHEEL	S&J
Weirton 16-A Water Reserve	04/15/16				87,519.95			
Weirton 16-B Water Revenue	10/20/16	2.500 - 2.500	4,000,000	3,683,623	25,172.22	06/38	BPH	S&J
Weirton 16-B Water Reserve	10/20/16				53,958.66			
Welch 08-A Sewer Revenue	05/06/08	0.000 - 0.000	2,000,000	1,460,522	5,342.27	03/48	DEP	S&J
Welch 08-A Sewer Reserve	05/06/08				55,223.55			
Welch 13-A Sewer Revenue	05/06/13	0.000 - 0.000	4,039,789	3,481,042	10,808.15	03/53	DEP	S&J
Welch 13-A Sewer Reserve	05/06/13				111,628.10			
Welch 19-A Sewer Reserve	08/28/19				113,472.00			
Welch 09-A Water Revenue	12/18/09	0.000 - 0.000	625,000	437,476	3,713.55	06/41	BPH	S&J
Welch 09-A Water Reserve	12/18/09				21,858.01			
Welch 09-C Water Revenue	12/18/09	0.000 - 0.000	461,674	353,746	2,137.23	12/49	UNB	S&J
Welch 09-C Water Reserve	12/18/09				12,580.17			
Welch 14-A Water Revenue	02/20/14	0.500 - 0.500	310,000	259,051	1,257.98	03/45	BPH	S&J
Welch 14-A Water Reserve	02/20/14				11,679.01			

ACCOUNT NAME	ISSUE DATE	INTEREST	ORIGINAL ISSUANCE	6/30/2020 OUTSTANDING	6/30/2020 ACCT BALANCE	LAST DEBT	PAYING AGENT	BOND COUNSEL
Welch 15-A Water Revenue	06/17/15	0.500 - 0.500	3,540,088	3,153,893	13,700.30	12/46	BPH	S&J
Welch 15-A Water Reserve	06/17/15				133,348.72			
Welch 17-A Water Reserve	09/08/17				41,868.12			
Wellsburg 10-A Water & Sewer Revenue	10/27/10	2.000 - 2.000	215,000	128,762	1,663.57	06/31	BPH	S&J
Wellsburg 10-A Water & Sewer Reserve	10/27/10				12,407.44			
Wellsburg 11-A Water & Sewer Revenue	02/24/11	0.000 - 0.000	307,661	240,857	845.48	03/50	DEP	S&J
Wellsburg 11-A Water & Sewer Reserve	02/24/11				8,548.73			
Wellsburg 12-A Water & Sewer Revenue	03/01/12	2.000 - 2.000	2,435,000	1,747,414	17,436.05	12/33	BPH	S&J
Wellsburg 12-A Water & Sewer Reserve	03/01/12				117,323.01			
Wellsburg 15-A Water & Sewer Revenue	09/30/15	0.500 - 0.500	4,000,000	3,583,876	14,994.90	06/46	DEP	S&J
Wellsburg 15-A Water & Sewer Reserve	09/30/15				50,375.97			
West Dunbar PSD 20-A Sewer Revenue	01/13/20	0.250 - 0.250	10,040,000	3,657,775	0.00	12/59	DEP	JK
West Dunbar PSD 20-A Sewer Reserve	01/13/20				0.00			
West Hamlin 07-A Water & Sewer Reserve	06/28/07				25,302.55			
West Hamlin 80 Water & Sewer Reserve	12/15/80				42,726.47			
West Union 02 Water & Sewer Revenue	08/29/02	0.000 - 0.000	810,000	459,871	3,705.00	06/42	UNB	BR
West Union 02 Water & Sewer Reserve	08/29/02				21,511.92			
West Union 18-A Water & Sewer Revenue	12/20/18	1.000 - 1.000	3,177,709	2,806,054	9,216.44	12/58	UNB	S&J
West Union 18-A Water & Sewer Reserve	12/20/18				3,302.79			
West Union 98-C Water & Sewer Revenue	12/15/98	0.000 - 0.000	2,075,000	990,638	9,501.67	12/38	UNB	S&J
West Union 98-C Water & Sewer Reserve	12/15/98				55,107.93			
Weston 00-A Sewer Revenue	12/20/00	0.000 - 0.000	3,192,097	1,276,825	11,362.68	06/32	DEP	JK
Weston 00-A Sewer Reserve (R)*	12/20/00				112,368.85			
Weston 00-B Sewer Revenue	12/20/00	0.000 - 0.000	6,250,000	3,327,888	16,133.10	12/40	UNB	JK
Weston 00-B Sewer Reserve (R)*	12/20/00				171,423.35			
Weston 05-A Sewer Revenue	06/24/05	0.000 - 0.000	597,037	385,185	1,435.74	06/45	UNB	JK
Weston 05-A Sewer Reserve (R)*	06/24/05				16,230.48			

ACCOUNT NAME	ISSUE DATE	INTEREST	ORIGINAL ISSUANCE	6/30/2020 OUTSTANDING	6/30/2020 ACCT BALANCE	LAST DEBT	PAYING AGENT	BOND COUNSEL
Weston 07-A Sewer Revenue	09/18/07	0.000 - 0.000	3,047,000	2,136,844	7,330.63	06/47	UNB	S&J
Weston 07-A Sewer Reserve (R)*	09/18/07				81,846.85			
Weston 11-A Sewer Revenue	08/16/11	0.000 - 0.000	1,168,000	914,063	2,810.34	06/51	UNB	S&J
Weston 11-A Sewer Reserve	08/16/11				24,631.06			
Weston 11-B Sewer Revenue	08/16/11	0.000 - 0.000	741,679	550,068	2,479.04	09/42	DEP	S&J
Weston 11-B Sewer Reserve (R)*	08/16/11				20,201.93			
Weston 13-A Sewer Revenue	02/01/13	0.000 - 0.000	586,986	443,759	2,125.55	06/41	DEP	S&J
Weston 13-A Sewer Reserve	02/01/13				15,098.63			
Weston 18-A Sewer Revenue	12/18/18	0.250 - 0.250	10,716,698	10,459,381	0.00	09/50	DEP	S&J
Weston 18-A Sewer Reserve	12/12/18				0.00			
Weston 18-C Sewer Revenue	12/18/18	2.000 - 2.000	1,325,000	1,322,081	0.00	09/50	UNB	S&J
Weston 18-C Sewer Reserve	12/18/18				0.00			
Wetzel County PSD #1 06-A Water Reserve	06/27/06				50,339.91			
Wetzel County PSD #1 13-A Water Revenue	07/12/13	1.000 - 1.000	1,030,509	909,245	5,902.46	12/52	UNB	S&J
Wetzel County PSD #1 13-A Water Reserve	07/12/13				33,188.64			
Wetzel County PSD #1 16-A Water Revenue	12/15/16	1.000 - 1.000	534,500	506,125	1,647.20	12/56	UNB	S&J
Wetzel County PSD #1 16-A Water Reserve	12/15/16				4,372.37			
Wetzel County PSD #1 93-A Water Revenue	06/28/93	7.750 - 7.750	154,839	96,889	7,920.63	10/31	BNY	S&J
Wetzel County PSD #1 93-A Water Reserve	06/28/93				12,761.03			
Wetzel County PSD #1 93-B Water Revenue	06/28/93	0.000 - 0.000	5,161	1,588	600.91	10/31	BNY	S&J
Wetzel County PSD #1 93-B Water Reserve	06/28/93				249.01			
Wheeling 15 Civic Center Refunding GO	09/02/15	2.000 - 2.600	1,860,000	1,200,000	172,943.03	05/28	DTC	S&J
Wheeling 05-A Water & Sewer Revenue	05/03/05	2.000 - 2.000	14,500,000	5,359,968	113,950.98	12/26	DEP	S&J
Wheeling 05-A Water & Sewer Reserve	05/03/05				886,338.94			
Wheeling 10-B Water & Sewer Revenue	12/14/10	2.000 - 2.000	8,356,000	5,475,513	58,279.76	03/32	DEP	S&J
Wheeling 10-B Water & Sewer Reserve	12/14/10				414,379.30			
Wheeling 13 Water & Sewer Refunding Revenue	05/30/13	2.000 - 5.000	38,255,000	32,395,000	236,885.48	06/43	DTC	S&J

ACCOUNT NAME	ISSUE DATE	INTEREST	ORIGINAL ISSUANCE	6/30/2020 OUTSTANDING	6/30/2020 ACCT BALANCE	LAST DEBT	PAYING AGENT	BOND COUNSEL
Wheeling 13 Water & Sewer Refunding Reserve	05/30/13				2,342,753.85			
Wheeling 15-A Water & Sewer Refunding Revenue	09/02/15	2.200 - 4.000	8,030,000	8,030,000	28,244.70	06/36	DTC	S&J
Wheeling 15-A Water & Sewer Refunding Reserve	09/02/15				569,623.19			
Wheeling 15-B Water & Sewer Refunding Revenue	09/02/15	0.850 - 3.000	2,425,000	550,000	49,073.62	06/22	DTC	S&J
Wheeling 15-B Water & Sewer Refunding Reserve (R)*	09/02/15				171,570.83			
Wheeling 18 Water & Sewer BAN	12/20/18	3.190 - 3.190	10,000,000	2,593,056	210,085.42	09/21	WESBK-WHEEL	S&J
White Oak PSD 92-A Sewer Revenue	08/12/92	7.750 - 7.750	319,355	199,832	14,691.93	10/31	BNY	S&J
White Oak PSD 92-A Sewer Reserve	08/12/92				26,318.80			
White Oak PSD 92-B Sewer Revenue	08/12/92	0.000 - 0.000	10,645	3,275	252.34	10/31	BNY	S&J
White Oak PSD 92-B Sewer Reserve	08/12/92				287.99			
White Sulphur Springs 09-A Sewer Revenue	04/09/09	0.000 - 0.000	3,842,675	2,551,143	14,981.44	06/40	DEP	JK
White Sulphur Springs 09-A Sewer Reserve	04/09/09				129,858.07			
White Sulphur Springs 16-A Sewer Revenue	06/17/16	2.000 - 2.000	1,393,114	1,232,886	8,770.15	09/37	DEP	JK
White Sulphur Springs 16-A Sewer Reserve	06/17/16				24,561.76			
White Sulphur Springs 11-B Water Revenue	04/14/11	0.000 - 0.000	8,000,000	6,019,339	28,931.18	09/42	BPH	JK
White Sulphur Springs 11-B Water Reserve	04/14/11				270,736.80			
Whitmer 10-A Water Revenue	01/21/10	0.000 - 0.000	370,000	262,060	1,054.62	09/41	BPH	S&J
Whitmer 10-A Water Reserve	01/21/10				16,922.24			
Wilderness PSD 01-A Water Reserve	08/08/01				69,935.13			
Wilderness PSD 15-A Water Revenue	08/12/15	0.500 - 0.500	1,905,856	1,697,944	6,810.45	12/46	BPH	JK
Wilderness PSD 15-A Water Reserve	08/12/15				25,244.34			
Wilderness PSD 92 Water Reserve	07/15/92				20,741.57			
Wilderness PSD 97 Water Reserve	09/18/97				41,543.33			
Williamson 09-A Water & Sewer Reserve	07/02/09				53,695.80			
Williamson 86-B Water & Sewer Revenue	05/28/86	0.000 - 0.000	698,295	110,257	14,813.47	10/25	BNY	G&G
Williamson 86-B Water & Sewer Reserve	05/28/86				19,425.30			
Williamson 86-C Water & Sewer Reserve	05/28/86				106,640.62			

ACCOUNT NAME	ISSUE DATE	INTEREST	ORIGINAL ISSUANCE	6/30/2020 OUTSTANDING	6/30/2020 ACCT BALANCE	LAST DEBT	PAYING AGENT	BOND COUNSEL
Williamson 96-A Water & Sewer Refunding Revenue	10/01/96	3.800 - 5.500	1,840,000	635,000	83,122.49	10/25	BK NY MELLON	VLF
Williamson 96-A Water & Sewer Refunding Reserve	10/01/96				130,588.98			
Williamstown 05-A Sewer Revenue	06/02/05	2.000 - 2.000	230,282	75,855	2,532.34	03/26	DEP	S&J
Williamstown 05-A Sewer Reserve	06/02/05				14,076.56			
Williamstown 09-A Sewer Revenue	12/09/09	0.000 - 0.000	800,000	612,980	2,293.37	12/49	DEP	G&G
Williamstown 09-A Sewer Reserve	12/09/09				21,612.12			
Williamstown 15-A Sewer Revenue	09/30/15	2.000 - 2.000	336,500	280,346	4,396.69	09/36	DEP	STB
Williamstown 15-A Sewer Reserve	09/30/15				8,534.11			
Williamstown 87-A1 Sewer Revenue	06/25/87	8.380 - 8.380	659,637	298,098	36,714.78	10/26	BNY	BR
Williamstown 87-A1 Sewer Reserve	06/25/87				58,324.13			
Williamstown 87-A Sewer Revenue	06/25/87	9.750 - 9.750	15,551	6,872	1,059.37	10/25	BNY	BR
Williamstown 87-A Sewer Reserve	06/25/87				1,575.66			
Williamstown 87-B Sewer Revenue	06/25/87	0.000 - 0.000	169,539	31,060	4,908.55	10/26	BNY	BR
Williamstown 87-B Sewer Reserve	06/25/87				7,405.83			
Winfield 03 Sewer Revenue	01/09/03	2.000 - 2.000	99,250	16,105	668.99	03/23	DEP	G&G
Winfield 03 Sewer Reserve	01/09/03				6,066.83			
Winfield 04 Sewer Revenue	09/16/04	2.000 - 2.000	500,000	151,119	2,830.55	09/25	DEP	G&G
Winfield 04 Sewer Reserve	09/16/04				30,561.30			
Winfield 09-A Sewer Revenue	08/26/09	0.000 - 0.000	1,214,966	653,042	10,663.52	03/31	DEP	S&J
Winfield 09-A Sewer Reserve	08/26/09				59,806.59			
Winfield 20-A Sewer Reserve	04/24/20				2,680.90			
Winfield 86-A Sewer Revenue	12/15/86	8.380 - 8.380	381,884	172,579	20,976.59	10/26	BNY	VLF
Winfield 86-A Sewer Reserve	12/15/86				33,766.24			
Winfield 86-B Sewer Revenue	12/15/86	0.000 - 0.000	93,666	17,254	6,614.44	10/26	BNY	VLF
Winfield 86-B Sewer Reserve	12/15/86				6,482.99			
Wood County Schools 17 GO	05/09/17	2.000 - 4.000	41,140,000	34,700,000	1,172,197.65	06/32	DTC	STB
Wood County Schools 17 GO Sur Col	05/09/17				874,672.28			

ACTIVE BONDS FUNDED THROUGH DEBT FORGIVENESS

Issue Date		Issue Amount	Last DS*	Bond Holder
10/22/2015	Auburn Design Funding Assistance Note	303,000	Open	DEP
10/29/2009	Bath Water Revenue, Series B	2,193,910	2021	BPH
09/18/2009	Beckley Sewer Revenue, Series B1	396,484	2020	DEP
09/25/2009	Belle Sewer Revenue, Series B	255,500	2020	DEP
01/28/2010	Bluefield Sewer Revenue, Series B	2,883,295	2020	DEP
08/28/2019	Boone County PSD Funding Assistance	600,000	Open	BPH
01/28/2010	Bridgeport Sewer Revenue, Series B	1,978,974	2020	DEP
01/22/2010	Canaan Valley PSD Sewer Revenue, Series B	1,958,455	2021	DEP
08/08/2017	Central Boaz PSD Sewer Revenue, Series B	364,674	Open	DEP
10/23/2009	Central Hampshire PSD Sewer Revenue, Series B	1,791,405	2020	DEP
08/16/2019	Central Hampshire PSD Water Revenue, Series B	600,000	Open	BPH
01/22/2010	Central WV Regional Airport Authority Improvement Rev, Series B	1,093,787	2021	DEP
07/31/2019	Century Volga PSD Funding Assistance	2,770,000	Open	DEP
07/09/2019	Chapmanville Water & Sewer Revenue, Series B	1,500,000	Open	DEP
01/13/2010	Charles Town Water & Sewer Revenue, Series B (Admin Fee only)	100,000	2031	BPH
06/18/2009	Claywood Park PSD Sewer Revenue, Series B	2,397,500	2020	DEP
10/03/2019	Colfax PSD Funding Assistance	738,929	Open	DEP
01/27/2010	Coons Run PSD Water Revenue, Series B	1,200,000	2021	BPH
07/22/2011	Crab Orchard-MacArthur PSD Sewer Revenue, Series B	492,706	2022	DEP
01/22/2010	Davis Stormwater Revenue, Series B	270,925	2020	DEP
01/30/2020	Elizabeth Sewer Revenue, Series B	1,000,000	Open	DEP
06/18/2009	Elkins Sewer Revenue, Series B	868,030	2020	DEP
01/21/2010	Fairmont Water Revenue, Series B	4,447,618	2021	BPH
11/12/2009	Grantsville Sewer Revenue, Series B	2,200,300	2021	DEP
07/20/2016	Greater Harrison County PSD Sewer Revenue, Series B	500,000	Open	DEP
08/26/2019	Greater Harrison County PSD Sewer Revenue, Series D	1,500,000	Open	DEP
01/29/2010	Greater St. Albans PSD Sewer Revenue, Series B	2,807,210	2021	DEP
12/04/2009	Hamrick PSD Sewer Revenue, Series B	520,731	2020	DEP
12/21/2017	Hancock County PSD Sewer Revenue, Series B	496,133	Open	DEP
07/21/2009	Harpers Ferry-Bolivar PSD Sewer Revenue, Series B	629,612	2020	DEP
12/02/2009	Hinton Sewer Revenue, Series B	1,662,000	2020	DEP
10/23/2009	Jane Lew PSD Water Revenue, Series B	429,399	2020	BPH
12/15/2009	Kanawha (Chelyan) PSD Sewer Revenue, Series B	2,537,569	2021	DEP
04/23/2019	Lashmeet PSD Design Funding Assistance Note	188,477	Open	BPH
11/20/2009	Leon Sewer Revenue, Series B	1,097,917	2021	DEP
01/27/2010	Lewisburg Water Revenue, Series B	1,982,850	2020	DEP
01/29/2010	Lincoln County Commission Green Project Note, Series B	718,626	2021	DEP
08/26/2009	Malden PSD Sewer Revenue, Series B	6,614,965	2020	DEP
09/18/2009	Marlinton Water & Sewer Revenue, Series B	1,400,105	2020	DEP
06/18/2009	Marmet Sewer Revenue, Series B	3,940,466	2020	DEP
09/02/2009	Mason Water & Sewer Revenue, Series B	555,200	2020	DEP
01/31/2018	Mason Water & Sewer Revenue, Series B	1,035,510	Open	DEP
01/28/2010	Morgantown Water & Sewer Revenue, Series B	81,600	2022	DEP
12/15/2016	Morgantown Water & Sewer Revenue, Series B-2	500,000	Open	DEP
04/24/2019	Mt. Hope Water & Sewer Revenue, Series B	100,000	Open	DEP
12/06/2016	New Haven PSD Funding Assistance	1,947,707	Open	DEP
04/23/2019	New Haven PSD Funding Assistance, Contract 19	160,508	Open	BPH
11/12/2009	Nitro Sewer Revenue, Series B	1,125,000	2021	DEP

ACTIVE BONDS FUNDED THROUGH DEBT FORGIVENESS

Issue Date		Issue Amount	Last DS*	Bond Holder
10/29/2009	North Beckley PSD Sewer Revenue, Series B	2,415,521	2021	DEP
02/27/2020	Nutter Fort Sewer Revenue, Series B	1,000,000	Open	DEP
09/29/2009	Oceana Sewer Revenue, Series B	195,897	2020	DEP
08/17/2018	Oceana Sewer Revenue, Series B	100,000	Open	DEP
01/30/2020	Page-Kincaid PSD Design Funding Assistance	345,500	Open	DEP
04/16/2009	Petersburg Water Revenue, Series B	5,000,000	Open	BPH
06/26/2009	Putnam PSD Sewer Revenue, Series B	1,050,000	2021	DEP
12/04/2009	Putnam PSD Water Revenue, Series B (Admin Fee only)	100,000	2030	BPH
01/14/2010	Salem Water Revenue, Series B	927,000	2021	BPH
12/18/2009	Scotts Run PSD Sewer Revenue, Series B	3,939,585	2021	DEP
11/22/2010	Shepherdstown Sewer Revenue, Series B	375,772	2020	DEP
11/20/2009	St Marys Water & Sewer Revenue, Series B	2,067,400	2021	DEP
01/07/2010	Sugar Creek PSD Water Revenue, Series B	396,500	2021	BPH
01/14/2010	Sun Valley PSD Water Revenue, Series C	1,773,000	2021	BPH
11/20/2009	Union PSD Sewer Revenue, Series B	1,363,613	2021	DEP
12/02/2009	Wardensville Sewer Revenue, Series B	179,782	2021	DEP
06/02/2020	Webster Springs PSD Funding Assistance	2,770,017	Open	DEP
12/18/2009	Welch Water Revenue, Series B	625,000	2021	DEP
01/13/2020	West Dunbar PSD Sewer Revenue, Series B	1,000,000	Open	DEP
12/18/2018	Weston Sewer Revenue, Series B	1,000,000	Open	DEP
04/14/2011	White Sulphur Springs Water Revenue, Series A	4,252,750	2022	BPH
01/21/2010	Whitmer Water Revenue, Series B	2,117,573	2021	BPH
12/09/2009	Williamstown Sewer Revenue, Series B	660,000	2021	DEP
08/26/2009	Winfield Sewer Revenue, Series B	1,023,934	2021	DEP
01/28/2010	WV American Water Company Water Revenue Note, Series B	1,925,000	2021	BPH

*When Last DS is commented "Open", the issue is deemed no longer outstanding after the last advance is forgiven.

Disclaimer

All attempts have been made to assure the accuracy of these debt forgiveness issues.
No guarantee should be assumed.