ONE HUNDRED AND SECOND ANNUAL REPORT

WEST VIRGINIA MUNICIPAL BOND COMMISSION

ANNUAL SUMMARY OF RECEIPTS & DISBURSEMENTS
JULY 1, 2022 – JUNE 30, 2023

WEST VIRGINIA
MUNICIPAL BOND COMMISSION

Suite 1117
900 Pennsylvania Avenue
Charleston WV 25302
(304) 558-3971
Fax (304) 558-1280
munibondcomm@wv.gov
https://mbc.wv.gov

MATT IRBY
STATE TAX COMMISSIONER, CHAIR

RILEY MOORE
STATE TREASURER

JOHN B. McCUSKEY
STATE AUDITOR

STEPHEN T. WILLIAMS
MEMBER

LINDA K. EPLING
MEMBER

SARA L. ROGERS
EXECUTIVE DIRECTOR

PATRICIA A. LAWRENCE
ADMINISTRATIVE ASSISTANT

IDA M. PITCHFORD
ACCOUNTING TECH

WEST VIRGINIA
MUNICIPAL BOND COMMISSION

Annual Summary of
Receipts and Disbursements
July 1, 2022 - June 30, 2023

Account Numbers 7250 and 7251

	FY 21-22	FY 22-23
Beginning Balance, July 1	$ 221,801,100	$ 223,371,278
Add: Remittances	274,217,558	229,282,412
Public Utility Taxes	7,265,205	6,910,676
Interest Earned on:		
Escrowed Investments	544,983	74,377
Pool Investments	219,088	7,670,161
Discount Earned on:		
Matured Escrowed Investments	0	0
Miscellaneous	0	0
Total Receipts	282,246,835	243,937,625
Beginning Balance plus Receipts	504,047,935	467,308,903
Less: Principal Paid	207,460,454	197,777,757
Interest Paid	58,331,155	56,149,719
Bondholder Adm Fee Paid	3,841,258	3,795,654
Premium Paid on:		
Matured Escrowed Investments	0	0
Bonds Retired Early	0	0
Refunds to Issuers	10,725,817	13,564,347
Bank Fees Paid	95	340
MBC Fees Paid	316,678	310,848
BTI Fees Paid	1,200	1,200
Miscellaneous	0	0
Total Disbursements	280,676,657	271,599,866
Ending Balance, June 30	$ 223,371,278	$ 195,709,037

ONE-HUNDRED AND SECOND ANNUAL REPORT

THE MUNICIPAL BOND COMMISSION

Report of the Executive Director

In 1921, The West Virginia Legislature created the State Sinking Fund Commission to act as the fiscal agent/trustee for the bond issues of the State and its political subdivisions. The agency was charged with the responsibility of receiving the deposits of the various issuers, investing them for a reasonable return consistent with State statute and bond ordinance requirements, disbursing funds to the appropriate paying agent banks or bondholders to meet debt services, receiving and reconciling cancelled securities, maintaining and reporting the financial accounts of each depositor, and aiding the issuers in the management of their resources. The agency would encourage the financial growth of the State by helping to maintain a receptive financial market for West Virginia bond issues through professional management services and to provide a central information source. In 1977, the name of the Commission was changed to the Municipal Bond Commission.

The Commission is composed of five members: State Tax Commissioner Matt Irby, Chairman; State Treasurer Riley Moore, member; State Auditor John McCuskey, member; Linda Epling of Raleigh County, member; and Stephen Williams, Mayor of Huntington, Cabell County, member. The Commission elects an Executive Director who is responsible for the day to day operations of the Commission. The Commission meets periodically to oversee the operations of the staff.

Under State statute, the Commission is appointed as fiscal agent for all general obligation (tax levy) bond issues of the county commissions, municipalities, and school districts of the State. It determines levy requirements for all such issues each year. In the one hundred and two years since the creation of the Commission, the State has not had a default or slow payment on any general obligation issue in the State.

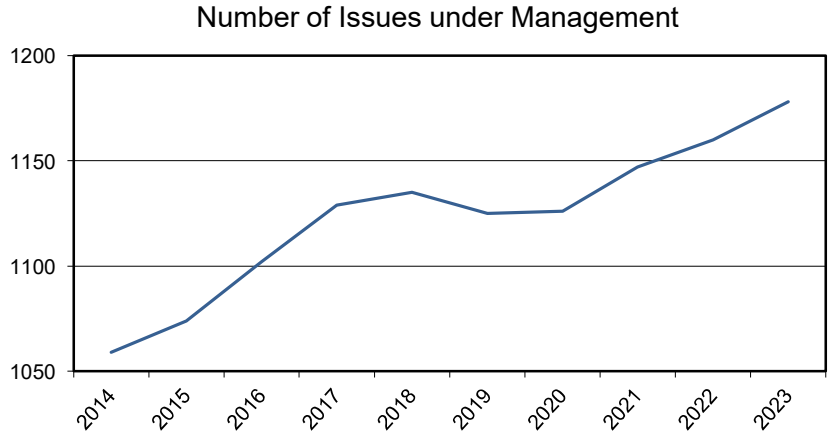

The Commission is also appointed fiscal agent for revenue bond issues of municipalities and their utilities. Additional accounts are maintained for State agency revenue bonds, colleges and universities. The Commission also serves as fiscal agent for most, though not all, public service districts. It does not handle State general obligation bonds (roads and schools),

State and local housing bonds, Parkway Authority, School Building Authority bond issues, or any industrial development bond issues. The Commission works closely with the WV Infrastructure and Jobs Development Council, the Water Development Authority, the WV Department of Environmental Protection, and the WV Bureau of Public Health in the management of their water and sewer infrastructure projects. The Commission also maintains many reserve accounts for the US Department of Agriculture bond issues. At present, 1,178 bond issues and 2,701 accounts are under supervision.

For ninety-one years, the Legislature has made a blanket appropriation annually to cover possible deficiencies that could arise in State and general obligation sinking fund accounts. This act, in part, reads:

> Sinking Fund Deficiencies-There is hereby appropriated to the Governor a sufficient amount to meet a deficiency that may arise...in the funds of the Municipal Bond Commission because of the failure of any State agency for either general obligation or revenue bonds or any local taxing district for general obligation bonds to remit funds necessary for the payment of interest and sinking fund requirement. The Governor is authorized to transfer from time to time such amounts to the Municipal Bond Commission as may be necessary for (this purpose).

The Commission also maintains discretionary accounts, called 7251, where State and local governments may deposit surplus funds for investment. All funds on deposit with the Commission are invested to earn interest. As of June 30, 2023, the Commission held the following managed assets:

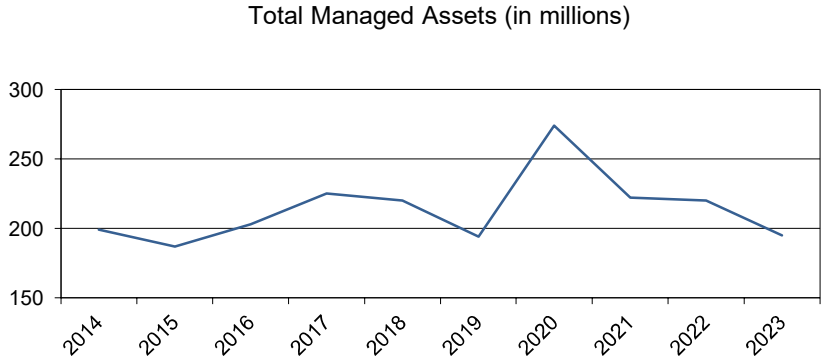

Pool Investments	$192,531,051
Escrowed Investments	0
Total Investments	$192,531,051
Cash	3,177,978
Total Managed Assets	$195,709,029

This is a decrease of 13% compared with a year earlier.

Pool investments of the Commission are held in a Government Money Market Pool, which is maintained at the Board of Treasury Investments. This Pool is limited to full faith and credit US Treasury and Agency investments of less than 13 months maturity and has an average portfolio maturity not exceeding 90 days. Other investments held by the Commission, primarily escrowed investments held in trust to defease specific bond issues, are maintained in separate accounts outside the Pool. These investments are

made only at the direction of the issuers. The Pool's yield increased for the fiscal year to an average of 3.38%.

With the 1,178 issues managed at the end of the fiscal year, the original principal outstanding was $3.9 billion. The current total principal outstanding of these issues is $2.7 billion. Many issues have not yet drawn their full loan. The majority of the issues the Commission handles are Water and Sewer projects, this is followed by County Schools and Higher Education. The Commission handles a small number of issues for Parking, Improvements, Civic Center and Hospitals. The Commission serves as fiscal agent for issues from every county in the state.

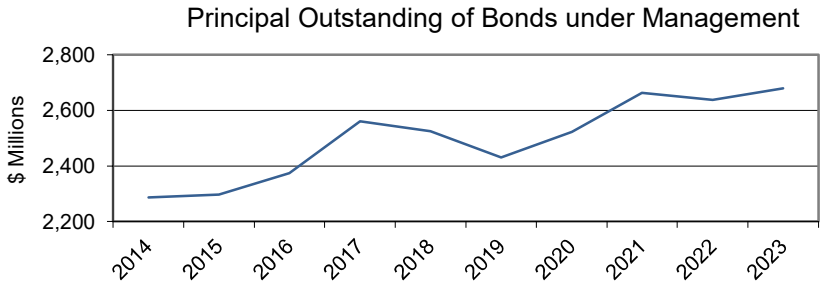

Since 1991, the Commission has financed its operations from fees assessed for its services. The fee for fiscal year 2023 was 20/100 of 1% of the debt service paid for each issue, with a maximum of no more than $2,000 per issue or series per year.

Percent		Principal Outstanding
77.9	Water and/or Sewer	$ 2,090,288,084
16.8	County Schools	449,529,228
5.1	Higher Education	136,565,000
0.2	Other	4,006,110
100.0		$ 2,680,388,422

SUMMARY OF INVESTMENTS AS OF JUNE 30, 2023
(at cost)

	June 30, 2022	June 30, 2023
Investment Pool	$ 180,627,194	$ 180,658,123
Escrowed Investments:		
Municipal Revenues:		
Wheeling 13 Water & Sewer	31,713,810	0
Wheeling 15 Water & Sewer	7,959,925	0
Total Escrowed Investments:	39,673,735	0
TOTAL INVESTMENTS	$ 220,300,929	$ 180,658,123

DEBT SERVICE ACCOUNTS

	COLLEGES & UNIVERSITIES	COUNTY GENERAL OBLIGATION	COUNTY REVENUE	COUNTY SCHOOL DISTRICTS	PUBLIC SERVICE DISTRICTS	MUNICIPAL GENERAL OBLIGATION	MUNICIPAL REVENUE	TOTAL
Beginning Balance, July 1, 2022	$ 1,634,273	$ 53,016	$ 1,983,590	$ 35,638,562	$ 57,041,168	$ 256,357	$ 118,574,684	$ 215,181,649
Add: Remittances	13,739,236	0	2,621,170	45,638,738	62,361,650	158,659	94,698,018	219,217,471
Public Utility Taxes	0	0	0	6,887,098	0	23,577	0	6,910,675
Interest Earned on:								
Escrowed Investments	0	0	0	0	0	0	74,377	74,377
Pool Investments	142,415	1,788	82,988	2,114,449	2,075,462	11,446	2,766,538	7,195,087
Discount Earned on:								
Matured Escrowed Investments	0	0	0	0	0	0	0	0
Miscellaneous	0	0	0	17	4,356	0	0	4,373
Total Receipts	$ 13,881,652	$ 1,788	$ 2,704,158	$ 54,640,302	$ 64,441,468	$ 193,682	$ 97,538,933	$ 233,401,982
Beginning Balance plus Receipts	15,515,925	54,803	4,687,748	90,278,864	121,482,636	450,039	216,113,617	448,583,631
Less: Principal Paid	5,870,000	0	1,728,941	40,259,578	43,582,055	145,000	106,192,184	197,777,757
Interest Paid	7,945,519	0	887,358	9,142,036	15,079,062	26,300	23,069,445	56,149,719
Bondholder Adm Fee Paid	0	0	50,177	0	1,355,784	0	2,389,694	3,795,654
Premium Paid on:								
Matured Escrowed Investments	0	0	0	0	0	0	0	0
Bonds Retired Early	0	0	0	0	0	0	0	0
Refunds to Issuers	14,611	0	6,046	364,353	479,897	0	5,854,023	6,718,930
Bank Fees Paid	0	0	0	0	75	0	165	240
MBC Fees Paid	5,080		5,333	34,117	117,550	343	148,425	310,848
BTI Fees Paid	0	0	0	0	0	0	1,200	1,200
Miscellaneous	9	0	0	0	0	2	0	11
Total Disbursements	$ 13,835,218	$ 0	$ 2,677,855	$ 49,800,084	$ 60,614,423	$ 171,645	$ 137,655,136	$ 264,754,360
Ending Balance, June 30, 2023	$ 1,680,706	$ 54,803	$ 2,009,893	$ 40,478,780	$ 60,868,213	$ 278,395	$ 78,458,481	$ 183,829,272

STATEMENT OF 7250 DEBT SERVICE ACCOUNT

	Account Balance		Principal Outstanding	% Chg in $ Amount	Number of Issues
	June 30, 2022	June 30, 2023	June 30, 2023	2022-2023	
Colleges & Universities:	$ 1,634,273	$ 1,680,706	$ 136,565,000	-4.12%	3
County Issues:					
County Commission Revenue	1,983,590	2,009,893	37,859,506	-4.23%	18
County Commission General Obligation	53,016	54,804	0		0
County School General Obligation	35,638,562	40,478,781	449,529,228	+23.21%	19
	37,675,168	42,543,478	487,388,734		37
Municipal Issues:					
Municipal Revenue	118,574,685	78,458,480	1,091,467,880	-3.44%	568
Municipal General Obligation	256,358	278,395	780,000	-15.68%	1
	118,831,043	78,736,875	1,092,247,880		569
Public Service Districts:	57,041,162	60,868,210	964,186,808	+0.40%	569
Bank Commission Suspense Account	383	392			
Total Assets:	$ 215,182,029	$ 183,829,661	$ 2,680,388,422	+1.59%	1,178
Cash	$ 3,063,257	$ 3,171,538			
Escrowed Investments	39,673,735	0			
Pool Investments	172,445,037	180,658,123			
	$ 215,182,029	$ 183,829,661			
Percentage Change		-14.57%			

DEPOSITS FOR INVESTMENT

	STATE	LOCAL CURRENT EXPENSE	LOCAL CAP. OUTLAY & PERM. IMP.	7251 GRAND TOTAL
Beginning Balance July 1, 2022	$ 298	$ 8,187,757	$ 1,186	$ 8,189,241
Add: Remittance	0	10,064,941	0	10,064,941
Int. Earned Pool	6	475,044	24	475,074
Miscellaneous	0	0	0	0
Beginning Balance plus Receipts	304	18,727,742	1,210	18,729,256
Less: Refunds	237	6,845,180	0	6,845,417
Bank Fees Pd	0	100	0	100
Miscellaneous	0	4,371	0	4,371
Ending Balance June 30, 2023	$ 67	$ 11,878,091	$ 1,210	$ 11,879,368

SUMMARY OF INVESTMENTS OUTSTANDING AS OF JUNE 30, 2023

(All investments for 7251 are in the Board of Treasury Investment's Government Money Market Pool, and are carried at cost.)

Account	June 30, 2022	June 30, 2023
State Discretionary	$ 298	$ 0
Local Current Expense	8,181,166	11,872,211
Capitol Outlay/Permanent Impr.	693	717
Total Investments	8,182,157	11,872,928
Cash	7,084	6,441
Total	$ 8,189,241	$ 11,879,368

NEW BOND ISSUES TO BE ADMINISTERED BY THE MUNICIPAL BOND COMMISSION

July 1, 2022 - June 30, 2023

Issue Date	Issue Amount	Issue	Final Maturity
09/22/2022	$ 2,626,060	Barboursville 22-A Sewer Revenue	09/01/2042
05/02/2023	684,900	Benwood 23-A Sewer Revenue	03/01/2063
05/18/2023	124,940,000	Berkeley County Schools 23 GO	06/01/2038
08/04/2022	10,000,000	Berkeley County Sewer PSD 22 BAN	08/01/2025
05/25/2023	3,065,333	Berkeley County PSD 23-A Water Revenue	09/01/2044
01/26/2023	395,100	Bradley PSD 23-A Sewer Revenue	12/01/2052
06/08/2023	1,950,525	Buffalo Creek PSD 23-A Sewer Revenue	09/01/2044
09/07/2022	5,620,000	Charles Town 22-B Water & Sewer Revenue	06/01/2052
09/07/2022	1,815,000	Charles Town 22-C Water & Sewer Revenue	06/01/2036
01/26/2023	1,902,500	Chestnut Ridge PSD 23-A Water Revenue	12/01/2062
01/26/2023	1,897,500	Chestnut Ridge PSD 23-C Water Revenue	12/01/2062
06/25/2023	1,632,223	Clarksburg 23-A Water Revenue	12/01/2053
06/25/2023	440,558	Clarksburg 23-B Water Revenue	12/01/2053
04/13/2023	200,000	Durbin 23-A Sewer Revenue	12/01/2053
12/15/2022	909,000	Elizabeth 22-A Water Revenue	12/01/2062
12/15/2022	1,893,000	Enlarged Hepzibah PSWD 22-A Water Revenue	06/01/2043
08/29/2022	2,800,000	Follansbee 22 Sewer Revenue	09/01/2037
03/02/2023	1,772,318	Franklin 23-A Water Revenue	03/01/2063
09/14/2022	163,500	Grandview-Doolin PSD 22-A Water Revenue	03/01/2053
12/21/2022	9,290,000	Greenbrier PSD #1 22-A Sewer Revenue	10/01/2052
08/25/2022	556,160	Hancock County PSD 22-A Sewer Revenue	06/01/2052
11/30/2022	6,170,000	Huntington 22-A Sewer Refunding Revenue	02/01/2038
04/27/2023	4,000,000	Huntington 23 Stormwater Refunding BAN	05/01/2026
08/23/2022	430,700	New Creek Water 22-A Water Revenue	06/01/2052
09/22/2022	19,939,092	Pea Ridge PSD 22-A Sewer Revenue	09/01/2052
07/26/2022	2,710,000	Ripley 22-B Sewer Revenue	06/01/2062
07/26/2022	9,000,000	Ripley 22-C Sewer Revenue	06/01/2062
10/20/2022	775,000	Rivesville 22-A Water Revenue	12/01/2052
08/05/2022	197,465	Union-Williams PSD 22-A Sewer Refunding Revenue	04/01/2031
10/18/2022	595,000	Union-Williams PSD 22-B Sewer Revenue	09/01/2052
	218,370,934	30 New Issues	

PAID OUT ISSUES ADMINISTRED BY THE MUNICIPAL BOND COMMISSION

July 1, 2022 - June 30, 2023

Issue Date	Issue Amount	Issue	Paid Out
04/30/2019	$ 370,000	Adrian PSD 19-A Water Revenue, Called	11/07/2022
03/05/2019	130,000	Durbin 19-A Sewer Bond Anticaption Note, Called	04/13/2023
01/01/1999	19,945,000	Fairmont 99 Water Revenue	07/01/2022
06/27/2006	160,000	Glen Rogers PSD 06-A Sewer Revenue, Called	05/15/2023
12/20/2019	6,170,000	Huntington 19 Sewer Bond Anticaption Note	12/01/2022
05/15/2020	4,000,000	Huntington 20 Stormwater Bond Anticaption Note	05/01/2023
11/06/2003	110,000	Kanawha Falls PSD 03-B Revenue, Called	05/01/2023
11/16/1999	5,753,801	Keyser 99 Sewer Revenue	03/01/2023
03/07/2002	1,422,000	Putnam PSD 02-B Sewer Revenue, Called	09/01/2022
05/14/2014	1,030,000	Vienna 14-A Water & Sewer Revenue	06/01/2023
05/30/2013	38,255,000	Wheeling 13 Water & Sewer Refunding Revenue	06/01/2023
09/02/2015	8,030,000	Wheeling 15-A Water & Sewer Refunding Revenue	06/01/2023
01/09/2003	99,250	Winfield 03 Sewer Revenue	03/01/2023
	$ 85,475,051	13 Paid Out Issues	

BOND COUNSELS

Code	Name	Address	Telephone
BR	Bowles Rice, LLP	600 Quarrier Street, Suite 2121, Charleston, WV 25301	304-347-1100
D&S	Dinsmore & Shohl	707 Virginia Street E, Suite 1300, Charleston, WV 25301	304-357-0900
HS	Hoy Shingleton, Jr.	115 Aikens Ctr, Suite 24, Martinsburg, WV 25404	304-262-4773
G&G	Goodwin & Goodwin	300 Summers St, Suite 1500, Charleston, WV 25301	304-346-7000
LFG	Lewis & Glasser	300 Summers St, Suite 700, Charleston, WV 25301	304-345-2000
JK	Jackson Kelly	500 Lee Street E, Suite 1600, Charleston, WV 25301	304-340-1000
JTP	John T Poffenbarger	1578 Kanawha Blvd, Apt 4D, Charleston, WV 25311	304-762-5925
S&J	Steptoe & Johnson	Chase Tower, 17th Floor, 707 Virginia St E, Charleston, WV 25301	304-353-8000
STB	Spilman, Thomas & Battle	300 Kanawha Blvd E., PO Box 273, Charleston, WV 25301	304-340-3800
WLO	White Law Office	600 Kanawha Blvd. E, Suite 201, Charleston, WV 25301	304-720-1400

PAYING AGENT BANKS - PUBLIC BONDHOLDERS

CODE	BANK NAME AND ADDRESS
BANK NY MELLON	Bank of New York, 385 Rifle Camp Road, 3rd Floor, Corporate Trust, Woodland Park, NJ 07424
CITY NB	City National Bank, One Park Avenue, Beckley, WV 25801
CLEAR MTN	Clear Mountain Bank, 102 Venture Drive, Morgantown, WV 26508
CVB	Capon Valley Bank, PO Box 119, 2 West Main Street, Wardensville, WV 26851
DTC	Depository Trust Company, 140 58th Street, Brooklyn, NY 11220
FARMERS	Farmers National Bank, 20 South Broad Street, Canfield, OH 44406
FNBRB	1st Neighborhood Bk c/o Pacific Coast Bankers' Bk, 4416 Emerson Avenue, Parkersburg, WV 26104
FUB	First United Bank & Trust, 12892 Garrett Highway, Oakland, MD 21550
HUNT OH	Huntington National Bank, 525 Vine Street, Cincinnati, OH 45202
GCB	The Grant County Bank, PO Box 929, 3 North Main Street, Petersburg, WV 26847
JPMC	JP Morgan Chase, 370 South Cleveland Ave, Floor 2, Westerville, OH 43081
JSB	Jefferson Security Bank, 7994 Martinsburg Pike, Shepherdstown, WV 25443
KEY BK	Key Bank, 409 South McCaslin Blvd, Louisville, CO 80027
MCNB	MCNB Bank & Trust, 75 Wyoming Street, Welch, WV 24801
NBB	National Bank of Blacksburg, 100 South Main Street, Blacksburg, VA 24060
OVB	Ohio Valley Bank Comp, 420 3rd Avenue, Gallipolis, OH 45631
PCB	Pendleton Community Bank, 128 N Main Street, Franklin, WV 26807
ROM	Bank of Romney, 95 East Main Street, Romney, WV 26757
SIGNBK	Signature Bank, 600 Washington Ave., Suite 305, Towson, MD 21204
SUMMIT CM B	Summit Community Bank, 300 N Main St, Moorefield, WV 26836
SUNFLOWER	Sunflower Bank, 3025 Cortland Circle, Salina, KS 67401
TRUIST GOV	Truist Bank Governmental Finance, 223 W Nash Street, Wilson, NC 27893
UB-PARKERSBURG	United Bank, Corporate Trust Dept, PO Box 393, Charleston, WV 25322
VRA	Wells Fargo (Virginia Resources Authority), 1021 East Cary Street, Richmond, VA 23219
WESBK-WHEEL	WesBanco Bank, Inc, Trust Wires/12100756, 1 Bank Plaza, Wheeling, WV 26003

PAYING AGENT BANKS - GOVERNMENTAL BONDHOLDERS

CODE	PAYING AGENT	BANK NAME AND ADDRESS	AGENCY
BNY	Bank of New York	Bank of NY, 385 Rifle Camp Rd, 3rd Floor, Corp Trust, Woodland Park, NJ 07424	WDA
BPH	BPH	Bureau of Public Health, Internal Govermental Transfer	BPH
DEP	DEP	Department of Environmental Protection, Internal Govermental Transfer	DEP
TRUIST/WDA	Truist Bank	Truist Bank, 300 Summers Street, Charleston, WV 25301	WDA
UNB	United Bank	United Bank, Corporate Trust Dept, PO Box 393, Charleston, WV 25322	IJDC

GOVERNMENTAL AGENCIES

CODE	NAME	ADDRESS	TELEPHONE
BPH	Bureau of Public Health	350 Capitol Street, Room 313, Charleston WV 25301-3713	304-558-2971
DEP	Depart of Environmental Protection	601 57th Street SE, Charleston, WV 25304	304-926-0499
IJDC	Infrastructure Job Develop Council	c/o WDA 1009 Bullitt Street, Charleston, WV 25301	304-414-6500
WDA	Water Development Authority	1009 Bullitt Street, Charleston, WV 25301	304-414-6500

ACTIVE BOND ACCOUNTS

The following is a listing of all the active bond accounts maintained by the Commission, as of the report date. Discretionary accounts and Sinking Fund Accounts for paid out issues are not included. All bond issues paid by the Commission, whether as the paying agent, or through a paying agent, are listed. All reserve accounts for issues paid by others are also included.

ACCOUNT NAME -- The name includes the issuer, year, type of issue, and whether the issue is a revenue (REV) or general obligation (GO) issue. All GOs are labeled as such. Additional accounts include Reserve (RES), Depreciation (DEP) or Repair & Replacement (R&R) accounts. On GO issues over $5 million, tax collections surplus to annual debt service are transferred to a Surplus Collection (SUR COL) account. Any Reserve accounts labeled (R)* are restricted reserves that the funds have future obligations.

ISSUE DATE -- The date of issue is shown in this column.

INTEREST RATE -- This column shows the interest rate, or range of rates, at which this bond was issued. It reflects the actual coupon rate. It is always listed from lowest to highest regardless of the order. Some rates may have matured, and no longer be outstanding.

ORIGINAL ISSUE -- This column indicates the amount of the original issue.

OUTSTANDING -- This column indicates the principal outstanding as of the report date.

ACCOUNT BALANCE -- This column indicates the account balance as of the report date.

LAST DEBT -- This column gives the final maturity year for the bond issue.

PAYING AGENT -- The Commission pays all funds for the debt service to these banks. Due to numerous bank mergers and name changes, the bank shown in this column may not agree with the bank named on the original bond (see Paying Agent address page).

If a reserve is covered through a Guaranteed Policy rather than funded with cash, then either "LOC" for Letter of Credit or "SB" for Surety Bond will be listed.

COUNSEL-LEGAL OPINIONS -- The Commission does not have legal opinions for these issues. If a legal opinion is needed, it can be obtained from the bond counsel for the issue (see Bond Counsel address page).

If a reserve is covered through a Guaranteed Policy rather than funded with cash, then the final maturity date of the Guaranteed Policy will be listed.

DISCLAIMER
While every attempt has been made to verify the accuracy of this data, no guarantee of accuracy should be assumed.

ACCOUNT NAME	ISSUE DATE	INTEREST	ORIGINAL ISSUANCE	6/30/2023 OUTSTANDING	6/30/2023 ACCT BALANCE	LAST DATE	PAYING AGENT	BOND COUNSEL
Adrian PSD 00-A Water Reserve	10/06/00				100,398.32			
Adrian PSD 04-A Water Reserve	02/18/04				66,883.65			
Adrian PSD 08-A Water Reserve	10/23/08				98,443.31			
Adrian PSD 08-B Water Revenue	10/23/08	0.000 - 0.000	500,000	330,064	2,303.26	09/48	UNB	JK
Adrian PSD 08-B Water Reserve	10/23/08				13,227.77			
Adrian PSD 15-A Water Revenue	12/17/15	0.000 - 0.000	3,517,184	2,988,441	8,979.30	12/55	UNB	S&J
Adrian PSD 15-A Water Reserve	12/17/15				93,051.81			
Adrian PSD 17-A Water Reserve	05/26/17				21,322.92			
Adrian PSD 22-A Water Reserve	11/02/22				0.00			
Adrian PSD 22-B Water Reserve	11/02/22				0.00			
Adrian PSD 88 (Series 89) Water Reserve	07/21/88				59,027.12			
Adrian PSD 96-A Water Reserve	09/11/96				36,234.72			
Adrian PSD 96-B Water Reserve	09/11/96				47,381.99			
Albright 21-A Sewer Revenue	12/16/21	0.250 - 0.250	400,000	395,251	1,277.69	12/51	DEP	S&J
Albright 21-A Sewer Reserve	12/16/21				483.67			
Albright 09-A Water Revenue	05/21/09	0.000 - 0.000	324,394	201,487	1,778.44	03/45	UNB	S&J
Albright 09-A Water Reserve	05/21/09				10,159.59			
Alderson 15-A Sewer Refunding Revenue	02/26/15	3.400 - 3.400	97,650	4,357	6,706.58	10/23	OVB	S&J
Alderson 15-B Sewer Refunding Revenue	02/26/15	3.500 - 3.500	334,300	84,867	3,446.14	10/25	OVB	S&J
Alderson 15-B Sewer Refunding Reserve	02/26/15				34,185.11			
Alderson 16-A Sewer Revenue	08/25/16	0.500 - 0.500	3,040,376	1,386,893	30,771.56	12/27	UNB	S&J
Alderson 16-A Sewer Reserve	08/25/16				322,226.22			
Alderson 16-B Sewer Revenue	08/25/16	0.500 - 0.500	476,891	406,667	4,037.52	06/52	UNB	S&J
Alderson 16-B Sewer Reserve	08/25/16				16,558.71			
Alderson 86-B Sewer Revenue	08/18/86	0.000 - 0.000	90,762	6,982	1,863.56	10/25	BNY	S&J
Alderson 86-B Sewer Reserve	08/18/86				2,539.20			
Alderson 13-A Water Revenue	08/16/13	4.100 - 4.100	200,000	6,240	6,246.59	09/23	UB -Parkersburg	S&J
Alpine Lake 08-A Sewer Reserve	01/10/08				190,285.21			

ACCOUNT NAME	ISSUE DATE	INTEREST	ORIGINAL ISSUANCE	6/30/2023 OUTSTANDING	6/30/2023 ACCT BALANCE	LAST DATE	PAYING AGENT	BOND COUNSEL
Alpine Lake 06-A Water Reserve	08/10/06				94,093.64			
Alpine Lake 06-B Water Reserve	08/10/06				50,538.20			
Ansted 00 Sewer Revenue	12/11/00	0.000 - 0.000	580,645	169,330	3,946.63	03/32	DEP	S&J
Ansted 00 Sewer Reserve	12/11/00				21,168.40			
Ansted 22-A Sewer Revenue	02/08/22	0.750 - 0.750	3,767,074	3,116,005	0.00	12/51	DEP	S&J
Ansted 22-A Sewer Reserve	02/08/22				0.00			
Armstrong PSD 02-A Sewer Revenue	12/01/02	4.000 - 5.600	785,000	110,000	15,375.56	04/25	DTC	S&J
Armstrong PSD 02-A Sewer Reserve	12/01/02				62,940.00			
Armstrong PSD (Deepwater) 94-A Sewer Revenue	11/15/94	6.750 - 6.750	429,000	239,921	15,672.93	10/33	BNY	JK
Armstrong PSD (Deepwater) 94-A Sewer Reserve	11/15/94				31,598.00			
Armstrong PSD 01-A Water Reserve	12/13/01				30,983.49			
Armstrong PSD 11-A Water Reserve	03/28/11				36,615.58			
Athens 04-A Water & Sewer Revenue	05/26/04	0.000 - 0.000	303,000	163,305	2,989.89	03/44	UNB	S&J
Athens 04-A Water & Sewer Reserve	05/26/04				11,159.54			
Athens 04-B Water & Sewer Revenue	05/26/04	0.000 - 0.000	2,262,000	923,650	30,936.20	09/35	DEP	S&J
Athens 04-B Water & Sewer Reserve	05/26/04				82,536.50			
Athens 20-A Water & Sewer Revenue	09/02/20	1.750 - 1.750	628,121	599,813	2,528.58	09/51	DEP	WLO
Athens 20-A Water & Sewer Reserve	09/02/20				27,899.91			
Barboursville 22-A Sewer Revenue	09/22/22	2.750 - 2.750	2,626,060	2,626,060	0.00	09/42	DEP	S&J
Barboursville 22-A Sewer Reserve	09/22/22				0.00			
Barrackville 10-A Sewer Revenue	12/22/10	0.000 - 0.000	3,329,658	2,779,658	4,845.16	12/50	UNB	S&J
Barrackville 10-A Sewer Reserve	12/22/10				51,883.87			
Barrackville 10-B Sewer Revenue	12/22/10	0.000 - 0.000	2,500,000	1,979,203	6,167.67	06/42	DEP	S&J
Barrackville 10-B Sewer Reserve (R)*	12/22/10				56,027.16			
Barrackville 85-A Sewer Revenue	12/09/85	9.750 - 9.750	618,894	155,250	47,328.92	10/25	BNY	S&J
Barrackville 85-A Sewer Reserve (R)*	12/09/85				64,336.45			
Barrackville 85-B Sewer Revenue	12/09/85	0.000 - 0.000	308,106	24,324	13,040.89	10/25	BNY	S&J
Barrackville 85-B Sewer Reserve (R)*	12/09/85				13,497.79			

ACCOUNT NAME	ISSUE DATE	INTEREST	ORIGINAL ISSUANCE	6/30/2023 OUTSTANDING	6/30/2023 ACCT BALANCE	LAST DATE	PAYING AGENT	BOND COUNSEL
Barrackville 87-A Sewer Revenue	11/06/87	8.380 - 8.380	100,379	28,990	6,658.57	10/26	BNY	S&J
Barrackville 87-A Sewer Reserve (R)*	11/06/87				9,138.89			
Barrackville 87-B Sewer Revenue	11/06/87	0.000 - 0.000	24,621	2,592	632.37	10/26	BNY	S&J
Barrackville 87-B Sewer Reserve (R)*	11/06/87				1,028.50			
Bath 02-A Water Revenue	12/09/02	0.000 - 0.000	1,150,000	392,903	13,610.87	09/33	BPH	JK
Bath 02-A Water Reserve	12/09/02				39,819.18			
Bath 06-A Water Revenue	08/29/06	0.000 - 0.000	1,250,000	583,312	9,047.95	06/37	BPH	JK
Bath 06-A Water Reserve	08/29/06				42,609.86			
Bath 06-B Water Revenue	08/29/06	0.000 - 0.000	1,237,000	743,815	5,937.93	06/46	UNB	JK
Bath 06-B Water Reserve	08/29/06				33,071.00			
Bath 08-A Water Refunding Revenue	11/05/08	4.290 - 4.290	1,091,000	115,454	20,145.49	09/24	Truist Govrn	S&J
Bath 08-A Water Refunding Reserve	11/05/08				99,139.63			
Bath 09-A Water Revenue	10/29/09	0.000 - 0.000	2,193,910	1,298,043	7,234.27	03/41	BPH	S&J
Bath 09-A Water Reserve	10/29/09				75,970.09			
Bath 14-A Water Revenue	11/20/14	1.000 - 1.000	1,000,000	839,847	3,094.16	09/54	UNB	S&J
Bath 14-A Water Reserve	11/20/14				30,694.62			
Beckley 04-A Sewer Revenue	09/28/04	2.000 - 2.000	9,039,000	1,596,046	154,038.39	06/26	DEP	VLF
Beckley 04-A Sewer Reserve	09/28/04				561,873.81			
Beckley 09-A Sewer Revenue	09/18/09	2.000 - 2.000	679,316	260,133	11,576.78	03/30	DEP	JK
Beckley 09-A Sewer Reserve	09/18/09				42,228.14			
Beckley 09-C Sewer Revenue	09/18/09	0.000 - 0.000	1,035,783	701,633	5,747.86	09/49	DEP	JK
Beckley 09-C Sewer Reserve	09/18/09				28,395.79			
Beckley 15-A Sewer Revenue	10/22/15	0.500 - 0.500	3,740,214	2,986,294	15,242.16	06/46	DEP	S&J
Beckley 15-A Sewer Reserve	10/22/15				142,350.15			
Beckley 17 Sewer Refunding Revenue	06/22/17	2.750 - 3.350	15,450,000	11,525,000	388,092.33	06/33	SUNFLOWER	D&S
Beckley 17 Sewer Refunding Reserve	06/22/17				511,292.11			
Beckley 20-A Stormwater Revenue	02/01/21	1.950 - 1.950	1,212,000	941,445	11,558.43	01/31	CITY NB	S&J
Belington 04-A Water & Sewer Reserve	07/15/04				19,658.66			

ACCOUNT NAME	ISSUE DATE	INTEREST	ORIGINAL ISSUANCE	6/30/2023 OUTSTANDING	6/30/2023 ACCT BALANCE	LAST DATE	PAYING AGENT	BOND COUNSEL
Belington 04-B Water & Sewer Reserve	07/15/04				68,112.52			
Belington 04-C Water & Sewer Revenue	07/15/04	0.000 - 0.000	1,000,000	545,454	2,906.17	06/44	UNB	S&J
Belington 04-C Water & Sewer Reserve	07/15/04				28,379.59			
Belington 12-A Water & Sewer Revenue	09/20/12	0.000 - 0.000	1,243,485	943,156	3,221.27	09/52	UNB	S&J
Belington 12-A Water & Sewer Reserve	09/20/12				33,601.12			
Belington 12-B Water & Sewer Reserve	09/20/12				62,943.61			
Belington 12-C Water & Sewer Reserve	09/20/12				49,084.81			
Belington 13-A Water & Sewer Revenue	11/13/13	1.000 - 1.000	636,906	517,128	4,589.91	09/51	UNB	S&J
Belington 13-A Water & Sewer Reserve	11/13/13				21,746.27			
Belington 97-A Water & Sewer Revenue	03/03/97	6.250 - 6.250	475,000	286,652	16,864.08	10/35	BNY	S&J
Belington 97-A Water & Sewer Reserve	03/03/97				33,597.26			
Belle 08-A Sewer Revenue	11/20/08	0.000 - 0.000	1,945,100	1,069,794	6,894.95	12/39	DEP	S&J
Belle 08-A Sewer Reserve	11/20/08				70,847.05			
Belle 09-A Sewer Revenue	09/25/09	0.000 - 0.000	275,396	160,646	1,912.52	12/40	DEP	S&J
Belle 09-A Sewer Reserve	09/25/09				10,037.10			
Belle 17-A Sewer Revenue	07/11/17	0.250 - 0.250	4,045,000	3,592,046	10,942.15	06/57	DEP	S&J
Belle 17-A Sewer Reserve	07/11/17				52,337.76			
Belmont 04-A Sewer Revenue	08/19/04	0.000 - 0.000	1,219,978	518,490	29,716.45	03/36	DEP	S&J
Belmont 04-A Sewer Reserve	08/19/04				50,079.01			
Belmont 97-A Water Revenue	12/15/97	6.250 - 6.250	1,302,490	790,138	59,457.63	10/35	BNY	S&J
Belmont 97-A Water Reserve	12/15/97				92,607.74			
Benwood 11-A Water Revenue	03/17/11	0.000 - 0.000	1,548,512	1,108,512	4,032.22	03/51	UNB	S&J
Benwood 11-A Water Reserve	03/17/11				43,650.07			
Benwood 00-A Sewer Revenue	12/20/00	0.000 - 0.000	318,300	92,820	3,166.54	03/32	DEP	S&J
Benwood 00-A Sewer Reserve	12/20/00				11,472.76			
Benwood 00-B Sewer Revenue	12/20/00	0.000 - 0.000	245,600	110,880	1,764.31	12/40	UNB	S&J
Benwood 00-B Sewer Reserve	12/20/00				6,854.67			
Benwood 17-A Sewer Revenue	07/11/17	0.250 - 0.250	2,404,539	2,122,157	7,701.45	06/57	DEP	S&J

ACCOUNT NAME	ISSUE DATE	INTEREST	ORIGINAL ISSUANCE	6/30/2023 OUTSTANDING	6/30/2023 ACCT BALANCE	LAST DATE	PAYING AGENT	BOND COUNSEL
Benwood 17-A Sewer Reserve	07/11/17				32,659.31			
Benwood 23-A Sewer Revenue	05/02/23	0.250 - 0.250	684,900	274,396	0.00	03/63	DEP	S&J
Benwood 23-A Sewer Reserve	05/02/23				0.00			
Berkeley County Schools 20 Ref GO	02/05/20	2.000 - 5.000	22,115,000	7,855,000	1,520,842.92	05/25	DTC	S&J
Berkeley County Schools 20 Ref Sur Col	02/05/20				847,065.60			
Berkeley County Schools 20 Ref Spec Sur	02/05/20				1,200,780.49			
Berkeley County Schools 23 GO	05/18/23	3.000 - 4.000	124,940,000	124,940,000	0.00	06/38	DTC	BR
Berkeley County Sewer PSD 00-A Revenue	05/25/00	0.000 - 0.000	937,500	226,548	3,735.04	09/30	DEP	S&J
Berkeley County Sewer PSD 00-A Reserve	05/25/00				34,285.25			
Berkeley County Sewer PSD 01-B Revenue	08/07/01	0.000 - 0.000	2,909,850	824,436	14,303.13	12/31	DEP	S&J
Berkeley County Sewer PSD 01-B Reserve	08/07/01				0.00		SB	12/01/2031
Berkeley County Sewer PSD 02-A Revenue	05/09/02	0.000 - 0.000	750,000	231,250	2,969.15	09/32	DEP	S&J
Berkeley County Sewer PSD 02-A Reserve	05/09/02				27,363.20			
Berkeley County Sewer PSD 02-B Revenue	07/11/02	0.000 - 0.000	456,548	140,748	1,824.19	09/32	DEP	S&J
Berkeley County Sewer PSD 02-B Reserve	07/11/02				16,984.55			
Berkeley County Sewer PSD 02-C Revenue	08/28/02	0.000 - 0.000	30,500,000	11,209,384	131,469.79	03/34	DEP	S&J
Berkeley County Sewer PSD 02-C Reserve	08/28/02				0.00		SB	03/01/2034
Berkeley County Sewer PSD 02-D Revenue	08/28/02	5.800 - 5.800	4,965,465	3,555,504	173,995.42	10/39	BNY	S&J
Berkeley County Sewer PSD 02-D Reserve	08/28/02				0.00		SB	10/01/2039
Berkeley County Sewer PSD 02-E Revenue	08/28/02	5.800 - 5.800	560,822	420,963	18,468.42	10/41	Truist/WDA	S&J
Berkeley County Sewer PSD 02-E Reserve	08/28/02				37,978.47			
Berkeley County Sewer PSD 03-A Revenue	08/14/03	2.000 - 2.000	252,922	7,631	1,845.96	12/23	DEP	S&J
Berkeley County Sewer PSD 03-A Reserve	08/14/03				15,723.80			
Berkeley County Sewer PSD 03-B Revenue	08/14/03	2.000 - 2.000	330,862	9,981	2,434.78	12/23	DEP	S&J
Berkeley County Sewer PSD 03-B Reserve	08/14/03				20,568.42			
Berkeley County Sewer PSD 04-A Revenue	11/30/04	0.000 - 0.000	1,999,600	941,840	6,475.30	09/39	UNB	S&J
Berkeley County Sewer PSD 04-A Reserve	11/30/04				0.00		SB	09/01/2039
Berkeley County Sewer PSD 09-A Revenue	07/31/09	4.000 - 5.300	2,695,000	1,120,000	103,121.93	03/29	DTC	S&J

ACCOUNT NAME	ISSUE DATE	INTEREST	ORIGINAL ISSUANCE	6/30/2023 OUTSTANDING	6/30/2023 ACCT BALANCE	LAST DATE	PAYING AGENT	BOND COUNSEL
Berkeley County Sewer PSD 09-A Reserve	07/31/09				230,668.93			
Berkeley County Sewer PSD 09-B Revenue	07/31/09	0.000 - 0.000	1,000,000	378,681	12,309.45	09/29	UNB	S&J
Berkeley County Sewer PSD 09-B Reserve	07/31/09				0.00		SB	09/01/2029
Berkeley County Sewer PSD 13-C Refunding Revenue	12/19/13	2.000 - 3.500	2,880,000	825,000	262,432.61	10/25	DTC	S&J
Berkeley County Sewer PSD 13-C Refunding Reserve	12/19/13				294,499.30			
Berkeley County Sewer PSD 13-D Revenue	12/20/13	0.000 - 0.000	1,116,602	600,156	5,547.24	03/34	UNB	S&J
Berkeley County Sewer PSD 13-D Reserve	12/20/13				0.00		SB	03/01/2034
Berkeley County Sewer PSD 15-A Revenue	02/12/15	0.000 - 0.000	26,435,450	22,058,700	75,530.31	12/54	DEP	S&J
Berkeley County Sewer PSD 15-A Reserve	02/15/15				0.00		SB	12/01/2054
Berkeley County Sewer PSD 15-B Revenue	02/12/15	1.000 - 1.000	10,623,472	9,129,252	33,311.64	12/54	UNB	S&J
Berkeley County Sewer PSD 15-B Reserve	02/12/15				0.00		SB	12/01/2054
Berkeley County Sewer PSD 15-C Revenue	02/12/15	1.000 - 4.500	16,970,000	16,225,000	167,644.11	10/35	DTC	S&J
Berkeley County Sewer PSD 15-C Reserve	02/12/15				0.00		SB	10/01/2035
Berkeley County Sewer PSD 16-A Revenue	02/24/16	0.000 - 0.000	163,871	106,499	1,193.81	06/36	UNB	S&J
Berkeley County Sewer PSD 16-A Reserve	02/24/16				6,109.29			
Berkeley County Sewer PSD 16-B Revenue	04/21/16	1.450 - 5.000	29,300,000	26,340,000	209,719.41	06/46	DTC	S&J
Berkeley County Sewer PSD 16-B Reserve	04/21/16				0.00		SB	06/01/2045
Berkeley County Sewer PSD 17-A Revenue	06/30/17	0.000 - 0.000	1,100,000	834,797	4,928.00	06/40	UNB	S&J
Berkeley County Sewer PSD 17-A Reserve	06/30/17				59,734.79			
Berkeley County Sewer PSD 17-B Refunding Revenue	11/01/17	2.300 - 2.300	8,587,000	4,309,400	908,753.13	10/26	Truist Govrn	S&J
Berkeley County Sewer PSD 17-B Refunding Reserve	11/01/17				0.00		SB	10/01/2026
Berkeley County PSD 20-A Sewer Revenue	05/28/20	2.750 - 2.750	1,396,874	1,278,805	18,356.20	03/40	DEP	S&J
Berkeley County PSD 20-A Sewer Reserve	05/28/20				20,617.04			
Berkeley County Sewer PSD 22 BAN	08/04/22	2.820 - 2.820	10,000,000	10,000,000	120,093.05	08/25	JPMC	S&J
Berkeley County Sewer PSD 86-B Revenue	03/07/86	0.000 - 0.000	1,638,194	129,331	42,784.40	10/25	BNY	S&J
Berkeley County Sewer PSD 86-B Reserve	03/07/86				0.00		SB	10/01/2025
Berkeley County Sewer PSD 90-A Revenue	05/03/90	7.850 - 7.850	828,629	359,260	46,716.41	10/29	BNY	S&J
Berkeley County Sewer PSD 90-A Reserve	05/03/90				0.00		SB	10/01/2029

ACCOUNT NAME	ISSUE DATE	INTEREST	ORIGINAL ISSUANCE	6/30/2023 OUTSTANDING	6/30/2023 ACCT BALANCE	LAST DATE	PAYING AGENT	BOND COUNSEL
Berkeley County Sewer PSD 90-B Revenue	05/03/90	0.000 - 0.000	38,669	6,941	1,461.76	10/29	BNY	S&J
Berkeley County Sewer PSD 90-B Reserve	05/03/90				1,234.49			
Berkeley County Sewer PSD 94-A Revenue	10/05/94	6.750 - 6.750	494,288	276,434	22,981.82	10/33	BNY	S&J
Berkeley County Sewer PSD 94-A Reserve	10/05/94				37,228.29			
Berkeley County Sewer PSD 99-A Revenue	10/28/99	0.000 - 0.000	30,707,296	8,206,258	133,049.17	03/31	DEP	S&J
Berkeley County Sewer PSD 99-A Reserve	10/28/99				0.00		SB	03/01/2031
Berkeley County PSD 01-A Water Revenue	10/25/01	5.800 - 5.800	2,010,000	1,403,985	61,731.25	10/39	BNY	S&J
Berkeley County PSD 01-A Water Reserve	10/25/01				0.00		SB	10/01/2039
Berkeley County PSD 03-C Water Revenue	05/15/03	5.000 - 5.000	2,430,000	185,704	192,238.06	10/23	BNY	S&J
Berkeley County PSD 12-A Water Revenue	12/20/12	1.000 - 2.375	7,425,000	1,490,000	519,257.84	12/24	DTC	S&J
Berkeley County PSD 12-A Water Reserve	12/20/12				748,438.91			
Berkeley County PSD 12-B Water Revenue	12/20/12	1.000 - 3.250	7,800,000	7,010,000	184,105.12	12/32	DTC	S&J
Berkeley County PSD 12-B Water Reserve	12/20/12				744,907.89			
Berkeley County PSD 13-A Water Refunding Revenue	12/30/13	2.000 - 4.500	9,900,000	7,975,000	390,829.34	12/33	DTC	S&J
Berkeley County PSD 13-A Water Refunding Reserve	12/30/13				0.00		SB	12/01/2033
Berkeley County PSD 15-A Water Refunding Revenue	02/26/15	2.000 - 3.250	9,575,000	8,295,000	172,099.41	12/36	DTC	S&J
Berkeley County PSD 15-A Water Refunding Reserve	02/26/15				0.00		SB	12/01/2036
Berkeley County PSD 15-C Water Refunding Revenue	10/01/15	0.600 - 3.700	9,910,000	9,655,000	49,294.94	12/37	DTC	S&J
Berkeley County PSD 15-C Water Refunding Reserve	10/01/15				0.00		SB	12/01/2037
Berkeley County PSD 15-D Water Refunding Revenue	10/01/15	2.000 - 3.000	2,150,000	1,710,000	172,802.90	12/25	DTC	S&J
Berkeley County PSD 15-D Water Refunding Reserve	10/01/15				0.00		SB	12/01/2025
Berkeley County PSD 15-E Water Refunding Revenue	12/01/15	2.000 - 3.000	5,460,000	3,010,000	217,496.48	12/28	DTC	S&J
Berkeley County PSD 15-E Water Refunding Reserve	12/01/15				0.00		SB	12/01/2028
Berkeley County PSD 16-A Water Revenue	07/20/16	3.000 - 3.000	5,213,278	4,386,126	30,557.72	06/39	UNB	S&J
Berkeley County PSD 16-A Water Reserve	07/20/16				283,194.22			
Berkeley County PSD 20-A Water Revenue	05/27/20	3.000 - 3.125	9,950,000	9,950,000	57,801.15	12/44	DTC	S&J
Berkeley County PSD 20-A Water Reserve	05/27/20				0.00		SB	12/01/2044
Berkeley County PSD 20-B Water Revenue	05/27/20	2.100 - 2.400	300,000	40,000	24,488.06	12/23	DTC	S&J

ACCOUNT NAME	ISSUE DATE	INTEREST	ORIGINAL ISSUANCE	6/30/2023 OUTSTANDING	6/30/2023 ACCT BALANCE	LAST DATE	PAYING AGENT	BOND COUNSEL
Berkeley County PSD 20-B Water Reserve	05/27/20				0.00		SB	12/01/2023
Berkeley County PSD 20-A Water BAN	12/17/20	1.260 - 1.260	10,000,000	10,000,000	11,709.32	12/23	Truist Govrn	S&J
Berkeley County PSD 23-A Water Revenue	05/25/23	2.500 - 2.500	3,065,333	76,634	0.00	09/44	BPH	S&J
Berkeley County PSD 23-A Water Reserve	05/25/23				195,443.72			
Berkeley County (Hedgesvile 93-B) PSD 93-C Water Revenue	03/08/93	0.000 - 0.000	17,629	4,068	4,108.73	10/31	BNY	BR
Berkeley County (Opequon 93) PSD 93-D Water Revenue	07/29/93	6.750 - 6.750	10,257,957	5,703,956	398,448.46	04/33	BNY	BR
Berkeley County (Opequon 93) PSD 93-D W Reserve *	07/29/93				119,871.67		SB	04/01/2033
Berkeley County (Hedgesvile 93-A) PSD 93-B Water Revenue	03/08/93	7.750 - 7.750	528,871	273,618	23,463.15	10/31	BNY	BR
Berkeley County (Hedgesvile 93A) PSD 93B W Reserve	03/08/93				43,694.55			
Berkeley County (Hedgesvile 96) PSD 96 Water Revenue	08/06/96	6.250 - 6.250	677,158	407,571	23,990.26	10/35	BNY	BR
Berkeley County (Hedgesvile 96) PSD 96 W Reserve	08/06/96				0.00		SB	10/01/2035
Bethany 05-A Sewer Revenue	02/22/05	3.000 - 3.000	1,250,000	238,249	7,440.76	06/26	UNB	S&J
Bethany 05-A Sewer Reserve	02/22/05				86,251.63			
Bethany 09-A Sewer Reserve	06/19/09				27,671.22			
Beverly 01-A Sewer Revenue	09/11/01	0.000 - 0.000	300,000	87,500	1,168.08	03/32	DEP	S&J
Beverly 01-A Sewer Reserve	09/11/01				10,961.07			
Beverly 97-A Sewer Revenue	08/28/97	0.000 - 0.000	248,258	88,551	7,112.96	06/37	UNB	S&J
Beverly 97-A Sewer Reserve	08/28/97				6,933.45			
Beverly 12-A Water Revenue	08/29/12	0.000 - 0.000	3,800,000	2,628,321	14,354.07	03/44	BPH	S&J
Beverly 12-A Water Reserve	08/29/12				125,531.76			
Big Bend PSD 98 Sewer Revenue	05/13/98	0.000 - 0.000	208,920	78,511	996.30	03/38	UNB	JTP
Big Bend PSD 98 Sewer Reserve	05/13/98				5,836.01			
Big Bend PSD 13-A Water Reserve	06/17/13				16,399.55			
Bingamon PSD 05-A Water Reserve	08/24/05				22,959.18			
Birch River PSD 09-A Water Reserve	10/19/09				33,726.47			
Birch River PSD 14-A Water Reserve	12/22/14				7,396.07			
Bluefield 13-A Sewer Revenue	06/27/13	0.500 - 0.500	1,358,924	972,414	5,708.47	06/44	DEP	S&J
Bluefield 13-A Sewer Reserve	06/27/13				47,050.77			

ACCOUNT NAME	ISSUE DATE	INTEREST	ORIGINAL ISSUANCE	6/30/2023 OUTSTANDING	6/30/2023 ACCT BALANCE	LAST DATE	PAYING AGENT	BOND COUNSEL
Bluefield 20-A Sewer Revenue	06/05/20	2.750 - 2.750	3,066,273	2,875,243	22,050.15	06/40	DEP	S&J
Bluefield 20-A Sewer Reserve	06/05/20				18,541.64			
Bluefield 20-B Sewer Revenue	06/04/20	0.950 - 0.950	10,744,800	9,972,796	231,218.52	12/41	VRA	S&J
Bluefield 20-B Sewer Reserve	06/04/20				68,160.01			
Bluewell PSD 00 Water Revenue	08/29/00	0.000 - 0.000	1,275,000	350,625	9,555.87	09/31	BPH	S&J
Bluewell PSD 00 Water Reserve	08/29/00				44,021.13			
Bluewell PSD 04 Water Reserve	06/30/04				63,253.49			
Bluewell PSD 05-A Water Reserve	04/13/05				19,810.29			
Bluewell PSD 05-B Water Reserve	04/13/05				671.06			
Bluewell PSD 19-A Water Reserve	07/18/19				7,271.83			
Boone County (Danville) PSD 93-A Sewer Revenue	07/30/93	6.750 - 6.750	4,384,319	2,437,909	162,112.62	04/33	BNY	S&J
Boone County (Danville) PSD 93-A Sewer Reserve	07/30/93				328,321.29			
Boone County PSD 08-A Sewer Revenue	04/16/08	0.000 - 0.000	1,200,000	771,408	2,718.42	03/48	UNB	S&J
Boone County PSD 08-A Sewer Reserve	04/16/08				32,243.70			
Boone County PSD 00-A Water Revenue	04/26/00	0.000 - 0.000	2,130,000	568,000	7,724.27	06/31	BPH	S&J
Boone County PSD 00-A Water Reserve	04/26/00				0.00		LOC	06/01/2031
Boone County PSD 00-B Water Revenue	04/26/00	0.000 - 0.000	4,909,161	2,122,024	11,922.13	03/40	UNB	S&J
Boone County PSD 00-B Water Reserve	04/26/00				0.00		LOC	03/01/2040
Boone County PSD 10-A Water Revenue	10/14/10	0.000 - 0.000	1,062,000	751,665	2,627.04	09/50	UNB	S&J
Boone County PSD 10-A Water Reserve	10/14/10				0.00		LOC	09/01/2050
Boone-Raleigh PSD 94-A Sewer Revenue	07/20/94	6.750 - 6.750	1,543,981	863,484	4,831.54	10/33	BNY	JK
Boone-Raleigh PSD 94-A Sewer Reserve	07/20/94				36.83			
Bradley PSD 02-A Sewer Revenue	06/25/02	0.000 - 0.000	293,000	95,199	2,398.26	03/33	DEP	G&G
Bradley PSD 02-A Sewer Reserve	06/25/02				10,670.61			
Bradley PSD 05-A Sewer Refunding Revenue	01/14/05	0.000 - 0.000	6,192,677	2,735,099	21,734.32	09/36	DEP	G&G
Bradley PSD 05-A Sewer Refunding Reserve	01/14/05				224,336.13			
Bradley PSD 17-A Sewer Refunding Revenue	06/08/17	2.400 - 3.500	2,640,000	1,805,000	81,520.92	03/33	DTC	S&J
Bradley PSD 17-A Sewer Refunding Reserve	06/06/17				223,675.08			

ACCOUNT NAME	ISSUE DATE	INTEREST	ORIGINAL ISSUANCE	6/30/2023 OUTSTANDING	6/30/2023 ACCT BALANCE	LAST DATE	PAYING AGENT	BOND COUNSEL
Bradley PSD 23-A Sewer Revenue	01/26/23	0.018 - 0.018	395,100	206,986	0.00	12/52	DEP	S&J
Bradley PSD 23-A Sewer Reserve	01/26/23				0.00			
Bradshaw 93-A Sewer Revenue	03/31/93	7.750 - 7.750	245,806	127,170	13,824.16	10/31	BNY	S&J
Bradshaw 93-A Sewer Reserve	03/31/93				20,602.40			
Bradshaw 93-B Sewer Revenue	03/31/93	0.000 - 0.000	8,194	1,891	210.56	10/31	BNY	S&J
Bradshaw 93-B Sewer Reserve	03/31/93				241.59			
Branchland/Midkiff PSD 09-A Water Revenue	06/24/09	0.000 - 0.000	4,100,000	2,750,948	12,991.30	06/49	UNB	S&J
Branchland/Midkiff PSD 09-A Water Reserve	06/24/09				105,808.00			
Branchland/Midkiff PSD 11-A Water Revenue	12/22/11	0.000 - 0.000	1,247,000	923,080	3,929.05	12/51	UNB	S&J
Branchland/Midkiff PSD 11-A Water Reserve	12/22/11				32,392.00			
Branchland/Midkiff PSD 98 Water Revenue	07/29/98	0.000 - 0.000	1,280,000	495,484	4,006.79	06/38	UNB	G&G
Branchland/Midkiff PSD 98 Water Reserve	07/29/98				33,032.00			
Braxton County Schools 16 Refunding GO	06/30/16	2.000 - 5.000	11,860,000	6,135,000	129,309.26	05/29	DTC	BR
Braxton County Schools 16 Ref GO Sur Col	06/30/16				1,054,815.58			
Brooke County PSD 03-A Sewer Revenue	10/10/03	0.000 - 0.000	606,211	235,987	5,197.95	03/35	DEP	BR
Brooke County PSD 03-A Sewer Reserve	10/10/03				30,583.70			
Brooke County PSD 10-A Sewer Revenue	03/18/10	0.000 - 0.000	2,517,800	1,772,375	6,549.66	03/50	UNB	S&J
Brooke County PSD 10-A Sewer Reserve	03/18/10				68,570.57			
Brooke County PSD 15-A Sewer Revenue	06/02/15	1.000 - 1.000	1,000,000	808,010	3,857.37	12/46	UNB	S&J
Brooke County PSD 15-A Sewer Reserve	06/02/15				39,084.27			
Brooke County PSD 18-A Sewer Revenue	09/20/18	0.750 - 0.750	2,695,000	2,415,939	9,785.10	09/48	DEP	S&J
Brooke County PSD 18-A Sewer Reserve	09/20/18				36,100.36			
Brooke County PSD 97-B Sewer Revenue	12/09/97	0.000 - 0.000	2,163,971	815,002	11,541.32	12/37	UNB	JK
Brooke County PSD 97-B Sewer Reserve	12/09/97				78,928.27			
Brooke County PSD 97-C Sewer Revenue	12/09/97	1.000 - 1.000	450,000	355,256	2,456.79	12/37	UNB	JK
Brooke County PSD 97-C Sewer Reserve	12/09/97				26,945.82			
Brooke County PSD 03-A Water Revenue	10/10/03	0.000 - 0.000	764,000	396,692	2,224.97	09/43	UNB	BR
Brooke County PSD 03-A Water Reserve	10/10/03				21,968.78			

ACCOUNT NAME	ISSUE DATE	INTEREST	ORIGINAL ISSUANCE	6/30/2023 OUTSTANDING	6/30/2023 ACCT BALANCE	LAST DATE	PAYING AGENT	BOND COUNSEL
Brooke County Schools 15 GO	05/05/15	2.000 - 4.000	15,000,000	7,995,000	42,100.81	06/30	DTC	G&G
Brooke County Schools 15 GO Surplus Collections	05/05/15				913,117.67			
Brooke County Schools 83 GO Bank Fee	02/01/83				0.00			
Buckhannon 09-A Sewer Refunding Revenue	04/23/09	4.230 - 4.230	2,004,608	376,510	30,683.27	10/25	Truist Govrn	JK
Buckhannon 86-B Sewer Revenue	03/12/86	0.000 - 0.000	1,081,160	81,087	57,857.55	10/25	BNY	VLF
Buckhannon 86-B Sewer Reserve	03/12/86				56,419.22			
Buckhannon 16-A Water Revenue	02/18/16	1.500 - 4.000	3,755,000	2,790,000	121,329.00	03/36	DTC	S&J
Buckhannon 16-A Water Reserve	02/18/16				283,007.69			
Buffalo Creek PSD 15-A Sewer Reserve	03/06/15				98,236.63			
Buffalo Creek PSD 15-B Sewer Reserve	03/06/15				22,951.96			
Buffalo Creek PSD 20-A Sewer Revenue	12/01/20	3.000 - 3.000	308,600	257,633	6,866.23	06/33	UNB	S&J
Buffalo Creek PSD 20-A Sewer Reserve	12/01/20				6,573.61			
Buffalo Creek PSD 23-A Sewer Revenue	06/08/23	3.000 - 3.000	1,950,525	25,500	0.00	09/44	UNB	S&J
Buffalo Creek PSD 90-A Sewer Revenue	07/24/90	8.100 - 8.100	438,497	194,364	20,791.96	10/29	BNY	S&J
Buffalo Creek PSD 90-A Sewer Reserve	07/24/90				38,305.92			
Buffalo 10-A Sewer Revenue	11/09/10	0.000 - 0.000	440,312	332,807	913.70	12/37	UNB	S&J
Buffalo 10-A Sewer Reserve	11/09/10				36,711.97			
Buffalo 90-A Sewer Revenue	09/06/90	8.100 - 8.100	280,168	124,185	14,793.74	10/29	BNY	JK
Buffalo 90-A Sewer Reserve	09/06/90				24,475.95			
Buffalo 90-B Sewer Revenue	09/06/90	0.000 - 0.000	12,652	2,331	437.81	10/29	BNY	JK
Buffalo 90-B Sewer Reserve	09/06/90				562.49			
Buffalo 90-C Sewer Reserve	09/06/90				27,118.59			
Buffalo 97-B Lot 2 Sewer Revenue	12/04/97	0.000 - 0.000	768,395	287,528	3,813.38	12/37	UNB	S&J
Buffalo 97-B Sewer Revenue	12/04/97	0.000 - 0.000	1,263,797	472,905	4,223.50	12/37	UNB	S&J
Buffalo 97-B Sewer Reserve	12/04/97				59,299.47			
Buffalo 97-C Sewer Revenue	12/04/97	0.000 - 0.000	600,000	464,000	5,415.57	12/37	UNB	S&J
Buffalo 97-C Sewer Reserve	12/04/97				34,835.27			
Burnsville 15-A Water Revenue	11/20/15	1.000 - 1.000	2,410,063	2,090,149	8,571.63	09/55	UNB	S&J

ACCOUNT NAME	ISSUE DATE	INTEREST	ORIGINAL ISSUANCE	6/30/2023 OUTSTANDING	6/30/2023 ACCT BALANCE	LAST DATE	PAYING AGENT	BOND COUNSEL
Burnsville 15-A Water Reserve	11/20/15				48,310.58			
Cabell County Schools 20 GO	12/29/20	1.250 - 3.000	87,500,000	77,705,000	1,035,663.38	06/36	DTC	S&J
Cabell County Schools 20 GO Sur Col	12/29/20				156,401.86			
Cairo 94 Sewer Reserve	01/04/95				14,087.33			
Calhoun County Schools 11 GO	07/21/11	3.250 - 4.200	3,560,000	1,865,000	349,927.47	06/31	DTC	G&G
Camden-on-Gauley 97-B Sewer Revenue	08/28/97	0.000 - 0.000	555,400	200,660	2,442.38	06/37	UNB	JK
Camden-on-Gauley 97-B Sewer Reserve	08/28/97				14,815.15			
Camden-on-Gauley 13-A Water Revenue	05/24/13	0.000 - 0.000	880,500	616,332	3,340.75	06/44	BPH	S&J
Camden-on-Gauley 13-A Water Reserve	05/24/13				51,559.69			
Cameron 00-A Sewer Revenue	07/13/00	0.000 - 0.000	2,530,188	1,131,924	12,288.80	06/40	UNB	S&J
Cameron 00-A Sewer Reserve	07/13/00				72,568.29			
Canaan Valley PSD 10-A Sewer Revenue	01/22/10	0.000 - 0.000	2,965,216	2,067,848	7,366.40	12/49	DEP	S&J
Canaan Valley PSD 10-A Sewer Reserve	01/22/10				80,754.50			
Capon Bridge 21-A Sewer Revenue	07/29/21	1.000 - 1.000	600,000	583,683	1,648.14	06/61	UNB	S&J
Capon Bridge 21-A Sewer Reserve	07/29/21				633.64			
Capon Bridge 13-A Water Revenue	10/02/13	0.000 - 0.000	1,989,000	1,458,600	7,566.12	06/45	BPH	S&J
Capon Bridge 13-A Water Reserve	10/02/13				160,159.88			
Carpendale 91-A Sewer Revenue	10/10/91	7.750 - 7.750	968,298	500,958	54,210.83	10/31	BNY	S&J
Carpendale 91-A Sewer Reserve	10/10/91				81,155.68			
Carpendale 91-B Sewer Revenue	10/10/91	0.000 - 0.000	32,277	7,449	969.87	10/31	BNY	S&J
Carpendale 91-B Sewer Reserve	10/10/91				1,039.38			
Carpendale 94 Water Revenue	04/22/94	6.750 - 6.750	801,000	445,397	39,380.84	10/33	BNY	S&J
Carpendale 94 Water Reserve	04/22/94				59,983.83			
Cedar Grove 02 Sewer Revenue	07/31/02	0.000 - 0.000	1,500,000	500,000	9,421.68	06/33	DEP	S&J
Cedar Grove 02 Sewer Reserve	07/31/02				51,659.49			
Cedar Grove 94 Sewer Revenue	09/02/94	6.750 - 6.750	222,000	124,155	9,701.40	10/33	BNY	JK
Cedar Grove 94 Sewer Reserve	09/02/94				16,719.69			
Center PSD 05-A Sewer Revenue	08/30/05	0.000 - 0.000	197,500	111,410	606.74	06/45	UNB	S&J

ACCOUNT NAME	ISSUE DATE	INTEREST	ORIGINAL ISSUANCE	6/30/2023 OUTSTANDING	6/30/2023 ACCT BALANCE	LAST DATE	PAYING AGENT	BOND COUNSEL
Center PSD 05-A Sewer Reserve	08/30/05				5,064.00			
Center PSD 21-A Sewer Reserve	01/22/21				3,091.50			
Center PSD 89-A Sewer Revenue	11/22/89	8.400 - 8.400	1,415,213	638,004	71,024.78	10/29	BNY	S&J
Center PSD 89-A Sewer Reserve	11/22/89				124,225.00			
Center PSD 89-B Sewer Revenue	11/22/89	0.000 - 0.000	209,787	37,654	4,034.36	10/29	BNY	S&J
Center PSD 89-B Sewer Reserve	11/22/89				5,380.00			
Central Boaz PSD 17-A Sewer Revenue	08/08/17	0.250 - 0.250	2,995,000	2,676,185	7,973.91	06/57	DEP	BR
Central Boaz PSD 17-A Sewer Reserve	08/08/17				36,809.42			
Central Boaz PSD 88-A Sewer Revenue	05/19/88	9.000 - 9.000	692,181	209,756	41,125.35	10/26	BNY	BR
Central Boaz PSD 88-A Sewer Reserve	05/19/88				66,207.53			
Central Boaz PSD 88-B Sewer Revenue	05/19/88	0.000 - 0.000	248,215	26,128	5,168.63	10/26	BNY	BR
Central Boaz PSD 88-B Sewer Reserve	05/19/88				7,124.61			
Central Boaz PSD 12-A Water Reserve	06/27/12				62,534.44			
Central Boaz PSD 12-B Water Reserve	06/27/12				5,360.03			
Central Hampshire PSD 05-A Sewer Revenue	03/11/05	0.000 - 0.000	1,725,000	1,468,581	16,171.44	03/39	UNB	S&J
Central Hampshire PSD 05-A Sewer Reserve	03/11/05				96,218.33			
Central Hampshire PSD 05-B Sewer Revenue	03/11/05	0.000 - 0.000	1,599,500	1,100,613	12,032.10	03/39	UNB	S&J
Central Hampshire PSD 05-B Sewer Reserve	03/11/05				72,236.27			
Central Hampshire PSD 05-C Sewer Revenue	03/11/05	0.000 - 0.000	220,203	123,597	978.50	03/45	UNB	S&J
Central Hampshire PSD 05-C Sewer Reserve	03/11/05				5,874.77			
Central Hampshire PSD 06-A Water Reserve	06/30/06				96,571.38			
Central Hampshire PSD (GSV) 06-B Water Reserve	06/30/06				32,714.36			
Central Hampshire PSD 19-A Water Revenue	08/16/19	0.750 - 0.750	700,000	689,992	2,556.22	06/50	BPH	S&J
Central Hampshire PSD 19-A Water Reserve	08/16/19				8,971.44			
Central Hampshire PSD 19-C Water Revenue	08/16/19	1.000 - 1.000	900,000	842,520	2,797.60	06/59	UNB	S&J
Central Hampshire PSD 19-C Water Reserve	08/16/19				8,857.90			
Central Hampshire PSD 21-A Water Revenue	05/21/21	0.500 - 0.500	1,100,000	1,074,294	3,547.19	09/52	BPH	S&J
Central Hampshire PSD 21-A Water Reserve	05/21/21				3,346.36			

ACCOUNT NAME	ISSUE DATE	INTEREST	ORIGINAL ISSUANCE	6/30/2023 OUTSTANDING	6/30/2023 ACCT BALANCE	LAST DATE	PAYING AGENT	BOND COUNSEL
Century-Volga PSD 03-A Water Reserve	06/13/03				20,733.76			
Century-Volga PSD 09-A Water Revenue	12/22/09	0.000 - 0.000	700,000	481,792	3,413.53	12/49	UNB	S&J
Century-Volga PSD 09-A Water Reserve	12/22/09				19,949.40			
Ceredo 11-A Sewer Revenue	03/02/11	0.000 - 0.000	534,900	380,595	2,538.68	03/51	DEP	S&J
Ceredo 11-A Sewer Reserve	03/02/11				14,199.80			
Ceredo 91-A Sewer Revenue	07/10/91	8.100 - 8.100	618,069	273,962	37,740.36	10/29	BNY	JK
Ceredo 91-A Sewer Reserve	07/10/91				53,993.42			
Ceredo 91-B Sewer Revenue	07/10/91	0.000 - 0.000	27,906	5,141	2,033.51	10/29	BNY	JK
Ceredo 91-B Sewer Reserve	07/10/91				959.22			
Ceredo 07-A Water Revenue	06/14/07	0.000 - 0.000	2,700,000	1,417,500	19,665.63	03/39	BPH	S&J
Ceredo 07-A Water Reserve	06/14/07				98,370.32			
Chapmanville 13-A Water & Sewer Revenue	12/12/13	0.000 - 0.000	400,000	312,809	1,137.44	12/53	DEP	JK
Chapmanville 13-A Water & Sewer Reserve	12/12/13				9,329.76			
Chapmanville 14-A Water & Sewer Revenue	05/22/14	0.500 - 0.500	1,505,000	1,149,631	5,744.63	12/45	BPH	JK
Chapmanville 14-A Water & Sewer Reserve	05/22/14				43,247.50			
Chapmanville 18-A Water & Sewer Revenue	05/31/18	0.500 - 0.500	984,000	861,163	4,833.33	06/49	BPH	JK
Chapmanville 18-A Water & Sewer Reserve	05/31/18				14,908.72			
Chapmanville 19-A Water & Sewer Revenue	07/09/19	0.000 - 0.000	5,469,632	5,206,243	14,747.71	03/58	DEP	JK
Chapmanville 19-A Water & Sewer Reserve	07/09/19				28,316.66			
Chapmanville 86-B Water & Sewer Revenue	03/25/86	0.000 - 0.000	99,740	7,481	6,312.66	10/25	BNY	JK
Chapmanville 86-B Water & Sewer Reserve	03/25/86				4,137.91			
Charles Town 22-B Water & Sewer Reserve	09/07/22				0.00		SB	06/01/2052
Charles Town 02-A Water & Sewer Revenue	08/22/02	5.800 - 5.800	1,100,000	774,322	34,610.37	10/39	BNY	S&J
Charles Town 02-A Water & Sewer Reserve	08/22/02				0.00		SB	10/01/2039
Charles Town 02-B Water & Sewer Revenue	08/22/02	0.000 - 0.000	3,600,000	1,776,623	9,331.53	06/42	UNB	S&J
Charles Town 02-B Water & Sewer Reserve	08/22/02				0.00		SB	06/01/2042
Charles Town 10-A Water & Sewer Revenue	01/13/10	2.000 - 2.000	912,458	397,290	5,534.71	03/31	BPH	S&J
Charles Town 10-A Water & Sewer Reserve	01/13/10				0.00		SB	03/01/2031

ACCOUNT NAME	ISSUE DATE	INTEREST	ORIGINAL ISSUANCE	6/30/2023 OUTSTANDING	6/30/2023 ACCT BALANCE	LAST DATE	PAYING AGENT	BOND COUNSEL
Charles Town 10-B Water & Sewer Revenue	01/13/10	2.000 - 2.000	100,000	43,541	606.83	03/31	BPH	S&J
Charles Town 10-B Water & Sewer Reserve	01/13/10				0.00		SB	03/01/2031
Charles Town 10-C Water & Sewer Revenue	12/02/10	0.000 - 0.000	1,250,000	749,984	4,472.46	06/41	DEP	S&J
Charles Town 10-C Water & Sewer Reserve	12/02/10				0.00		SB	06/01/2041
Charles Town 10-D Water & Sewer Revenue	12/02/10	0.000 - 0.000	500,000	299,984	1,789.64	06/41	DEP	S&J
Charles Town 10-D Water & Sewer Reserve	12/02/10				0.00		SB	06/01/2041
Charles Town 11-A Water & Sewer Revenue	07/22/11	0.000 - 0.000	13,147,192	4,506,711	30,886.96	06/41	DEP	S&J
Charles Town 11-A Water & Sewer Reserve	07/22/11				0.00		SB	06/01/2041
Charles Town 13-A Water & Sewer Revenue	06/27/13	0.500 - 0.500	591,977	428,385	3,172.59	09/44	DEP	S&J
Charles Town 13-A Water & Sewer Reserve	06/27/13				0.00		SB	09/01/2044
Charles Town 14-A Water & Sewer Revenue	06/18/14	0.500 - 0.500	4,058,900	3,133,015	24,541.59	03/46	DEP	S&J
Charles Town 14-A Water & Sewer Reserve	06/18/14				0.00		SB	03/01/2046
Charles Town 16-A Water & Sewer Revenue	03/17/16	1.600 - 4.500	7,695,000	6,535,000	158,366.64	03/46	DTC	S&J
Charles Town 16-A Water & Sewer Reserve	03/17/16				0.00		SB	03/01/2046
Charles Town 16-B Water & Sewer Revenue	08/18/16	1.500 - 4.000	3,895,000	3,660,000	19,182.03	06/46	DTC	S&J
Charles Town 16-B Water & Sewer Reserve	08/18/16				0.00		SB	06/01/2046
Charles Town 18-A3 (JEP 98-C) Water & Sewer Revenue	12/27/18	1.000 - 1.000	662,039	532,906	3,535.94	06/38	UNB	S&J
Charles Town 18-A3 (JEP 98-C) Water & Sewer Reserve	12/27/18				0.00		SB	06/01/2038
Charles Town 18-A4 (JEP 99-A) Water & Sewer Revenue	12/27/18	0.000 - 0.000	378,363	85,131	3,193.53	03/30	DEP	S&J
Charles Town 18-A4 (JEP 99-A) Water & Sewer Reserve	12/27/18				0.00		SB	03/01/2030
Charles Town 18-A5 (JEP 00-A) Water & Sewer Revenue	12/27/18	0.000 - 0.000	1,154,889	327,216	8,748.61	12/31	DEP	S&J
Charles Town 18-A5 (JEP 00-A) Water & Sewer Reserve	12/27/18				0.00		SB	12/01/2031
Charles Town 18-A6 (JEP 08-A) Water & Sewer Revenue	12/27/18	0.000 - 0.000	2,005,000	1,035,896	7,113.74	12/38	DEP	S&J
Charles Town 18-A6 (JEP 08-A) Water & Sewer Reserve	12/27/18				0.00		SB	12/01/2038
Charles Town 18-A7 (JEP 14-A) Water & Sewer Revenue	12/27/18	0.500 - 0.500	985,350	744,775	4,369.44	09/45	BPH	S&J
Charles Town 18-A7 (JEP 14-A) Water & Sewer Reserve	12/27/18				0.00		SB	09/01/2045
Charles Town 18-A (JEP 88-B) Water & Sewer Revenue	12/27/18	0.000 - 0.000	425,767	65,506	11,842.13	10/28	BNY	S&J
Charles Town 18-A (JEP 88-B) Water & Sewer Reserve	12/27/18				0.00		SB	10/01/2028

ACCOUNT NAME	ISSUE DATE	INTEREST	ORIGINAL ISSUANCE	6/30/2023 OUTSTANDING	6/30/2023 ACCT BALANCE	LAST DATE	PAYING AGENT	BOND COUNSEL
Charles Town 18-B Water & Sewer Revenue	12/27/18	2.250 - 3.500	3,065,000	2,350,000	53,856.89	06/33	DTC	S&J
Charles Town 18-B Water & Sewer Reserve	12/27/18				0.00		SB	06/01/2033
Charles Town 20-A Water & Sewer Revenue	07/14/20	2.000 - 2.625	4,575,000	3,885,000	46,124.06	06/43	DTC	S&J
Charles Town 20-A Water & Sewer Reserve	07/14/20				0.00		SB	06/01/2043
Charles Town 22-A Water & Sewer Refunding Reserve	02/02/22				0.00		SB	06/01/2033
Charles Town 22-A Water & Sewer Refunding Revenue	02/02/22	0.625 - 3.000	4,380,000	3,905,000	346,424.18	12/32	DTC	S&J
Charles Town 22-B Water & Sewer Revenue	09/07/22	4.000 - 4.375	5,620,000	5,620,000	24,818.35	06/52	DTC	S&J
Charles Town 22-C Water & Sewer Revenue	09/07/22	4.400 - 5.500	1,815,000	1,780,000	17,557.86	06/36	DTC	S&J
Charles Town 22-C Water & Sewer Reserve	09/07/22				0.00		SB	06/01/2036
Charles Town 87-B Water & Sewer Revenue	11/18/87	0.000 - 0.000	413,629	43,540	8,849.77	10/26	BNY	S&J
Charles Town 87-B Water & Sewer Reserve	11/18/87				0.00		SB	10/01/2026
Charles Town 88-B (B2) Water & Sewer Revenue	05/20/88	0.000 - 0.000	558,000	85,836	11,557.55	10/28	BNY	S&J
Charles Town 88-B (B2) Water & Sewer Reserve	05/20/88				0.00		SB	10/01/2028
Charles Town 88-B (B1) Water & Sewer Revenue	05/04/88	0.000 - 0.000	295,916	45,512	6,172.95	10/28	BNY	S&J
Charles Town 88-B (B1) Water & Sewer Reserve	05/04/88				0.00		SB	10/01/2028
Charles Town 89-B Water & Sewer Revenue	04/13/89	0.000 - 0.000	117,480	21,086	2,410.29	10/29	BNY	S&J
Charles Town 89-B Water & Sewer Reserve	04/13/89				0.00		SB	10/01/2029
Charleston 01-B Sewer Revenue	05/22/01	7.850 - 7.850	823,741	380,965	53,045.88	10/29	BNY	JK
Charleston 01-B Sewer Reserve	05/22/01				74,442.96			
Charleston 01-C Sewer Revenue	05/22/01	0.000 - 0.000	30,491	7,360	1,264.65	10/29	BNY	JK
Charleston 01-C Sewer Reserve	05/22/01				1,087.21			
Charleston 04-A Sewer Revenue	03/23/04	2.000 - 2.000	9,835,120	1,169,256	127,316.18	06/25	DEP	JK
Charleston 04-A Sewer Reserve	03/23/04				611,348.92			
Charleston 05-A Sewer Revenue	05/05/05	5.050 - 5.050	36,617,310	28,269,650	1,067,636.28	10/44	BNY	JK
Charleston 05-A Sewer Reserve	05/05/05				2,206,168.49			
Charleston 05-B1 Sewer Revenue	05/05/05	2.000 - 2.000	1,822,690	1,196,358	44,341.08	10/44	Truist/WDA	JK
Charleston 08-A Sewer Revenue	06/26/08	2.000 - 2.000	9,000,000	3,446,420	62,047.88	03/30	DEP	JK
Charleston 08-A Sewer Reserve	06/26/08				559,444.46			

ACCOUNT NAME	ISSUE DATE	INTEREST	ORIGINAL ISSUANCE	6/30/2023 OUTSTANDING	6/30/2023 ACCT BALANCE	LAST DATE	PAYING AGENT	BOND COUNSEL
Charleston 11-A Sewer Revenue	12/13/11	2.000 - 2.000	25,877,009	14,545,395	171,641.12	09/33	DEP	JK
Charleston 11-A Sewer Reserve	12/13/11				1,608,530.18			
Charleston 13-A Sewer Revenue	03/27/13	0.000 - 0.000	9,799,296	4,573,301	58,934.20	06/31	DEP	JK
Charleston 13-A Sewer Reserve	03/27/13				599,967.74			
Charleston 16-A Sewer Revenue	09/22/16	1.550 - 4.000	13,145,000	10,045,000	790,566.75	07/36	DTC	JK
Charleston 16-A Sewer Reserve	09/22/16				0.00		SB	07/01/2036
Charleston 20-A Sewer Revenue	05/07/20	2.750 - 2.750	12,859,975	12,157,188	103,461.49	03/40	DEP	JK
Charleston 20-A Sewer Reserve	05/07/20				938,346.13			
Charleston 89-A Sewer Revenue	03/21/89	8.400 - 8.400	1,912,194	862,052	120,509.53	10/29	BNY	JK
Charleston 89-A Sewer Reserve	03/21/89				171,638.35			
Charleston 89-B Sewer Revenue	03/21/89	0.000 - 0.000	283,458	50,877	8,052.14	10/29	BNY	JK
Charleston 89-B Sewer Reserve	03/21/89				7,509.62			
Charleston 89-C Sewer Revenue	11/21/89	8.400 - 8.400	829,856	374,114	52,321.72	10/29	BNY	JK
Charleston 89-C Sewer Reserve	11/21/89				74,487.39			
Charleston 89-D Sewer Revenue	11/21/89	0.000 - 0.000	123,015	22,080	3,517.69	10/29	BNY	JK
Charleston 89-D Sewer Reserve	11/21/89				3,260.75			
Charleston 99-A Sewer Revenue	06/22/99	8.380 - 8.380	686,229	211,038	51,242.26	10/26	BNY	JK
Charleston 99-A Sewer Reserve	06/22/99				65,711.08			
Charleston 99-B Sewer Revenue	06/22/99	0.000 - 0.000	132,072	18,868	20,425.58	10/26	BNY	JK
Chas-Kanawha County Reg Devel Auth 00-A Water Revenue	01/27/00	4.350 - 6.375	8,705,000	5,930,000	113,911.63	06/39	BNY	VLF
Chas-Kanawha County Reg Devel Auth 05-A Water Reserve	06/28/05				36,983.64			
Chas-Kanawha County Reg Devel Auth 09-A Water Reserve	04/16/09				23,358.60			
Chas-Kanawha County Reg Devel Auth 09-B Water Revenue	06/29/09	0.000 - 0.000	167,300	94,483	769.05	12/48	UNB	S&J
Chas-Kanawha County Reg Devel Auth 09-B Water Reserve	06/29/09				0.00		LOC	12/01/2048
Charleston 09-A Civic Center Imp Revenue	12/17/09	3.000 - 4.400	3,275,000	570,000	179,453.74	12/24	DTC	JK
Charleston 98 Civic Center Imp Revenue	09/01/98	4.600 - 5.100	3,635,000	245,000	239,953.36	09/23	DTC	G&G
Chester 18 Water & Sewer Revenue	02/23/18	3.780 - 3.780	1,425,000	977,460	42,929.69	03/33	WESBK-WHEEL	JK
Chester 18 Water & Sewer Reserve	02/23/18				138,155.62			

ACCOUNT NAME	ISSUE DATE	INTEREST	ORIGINAL ISSUANCE	6/30/2023 OUTSTANDING	6/30/2023 ACCT BALANCE	LAST DATE	PAYING AGENT	BOND COUNSEL
Chester 21 Water & Sewer BAN	03/24/21	3.000 - 3.000	800,000	800,000	2,241.79	03/24	WESBK-WHEEL	JK
Chester 88-A Water & Sewer Revenue	07/06/88	9.000 - 9.000	1,133,851	474,237	61,866.84	10/28	BNY	S&J
Chester 88-A Water & Sewer Reserve	07/06/88				108,109.26			
Chester 88-B Water & Sewer Revenue	07/06/88	0.000 - 0.000	283,463	43,619	5,950.11	10/28	BNY	S&J
Chester 88-B Water & Sewer Reserve	07/06/88				7,938.95			
Chestnut Ridge PSD 14-A Water Revenue	08/12/14	0.000 - 0.000	1,075,000	871,225	2,790.90	06/31	UNB	S&J
Chestnut Ridge PSD 14-A Water Reserve	08/12/14				21,718.48			
Chestnut Ridge PSD 23-A Water Revenue	01/26/23	0.005 - 0.005	1,902,500	415,193	0.00	12/62	BPH	S&J
Chestnut Ridge PSD 23-A Water Reserve	01/26/23				0.00			
Chestnut Ridge PSD 23-C Water Revenue	01/26/23	0.010 - 0.010	1,897,500	457,550	0.00	12/62	UNB	S&J
Chestnut Ridge PSD 23-C Water Reserve	01/26/23				0.00			
Chestnut Ridge PSD 95 Water Revenue	10/10/95	6.750 - 6.750	185,000	103,478	9,172.23	10/33	BNY	S&J
Chestnut Ridge PSD 95 Water Reserve	10/10/95				13,936.82			
Clarksburg 09-A Sewer Revenue	07/08/09	0.000 - 0.000	1,000,000	350,000	10,044.19	06/30	DEP	S&J
Clarksburg 09-A Sewer Reserve	07/08/09				54,881.31			
Clarksburg 14-A Sewer Revenue	01/09/14	0.500 - 0.500	12,000,000	9,070,189	55,836.35	09/45	DEP	S&J
Clarksburg 14-A Sewer Reserve	01/09/14				356,816.37			
Clarksburg 20-A Sewer Revenue	07/30/20	2.750 - 2.750	7,500,000	7,023,349	70,740.49	06/40	DEP	S&J
Clarksburg 20-A Sewer Reserve	07/30/20				84,150.97			
Clarksburg 22-A Sewer Revenue	04/27/22	2.140 - 2.140	725,000	702,335	8,933.16	03/42	DEP	S&J
Clarksburg 22-A Sewer Reserve	04/27/22				3,860.21			
Clarksburg 04-A Water Revenue	09/28/04	5.000 - 5.000	1,885,764	281,475	115,358.84	10/24	BNY	S&J
Clarksburg 04-A Water Reserve	09/28/04				154,799.24			
Clarksburg 21-A Water Refunding Revenue	03/18/21	0.570 - 2.000	2,785,000	2,380,000	23,833.71	06/34	DTC	S&J
Clarksburg 21-A Water Refunding Reserve	03/18/21				0.00		SB	06/01/2034
Clarksburg 23-A Water Revenue	04/25/23	1.000 - 1.000	1,632,223	497,103	0.00	12/53	BPH	S&J
Clarksburg 23-A Water Reserve	04/25/23				63,337.80			
Clarksburg 23-B Water Revenue	04/25/23	0.000 - 0.000	440,558	26,840	0.00	12/53	BPH	S&J

ACCOUNT NAME	ISSUE DATE	INTEREST	ORIGINAL ISSUANCE	6/30/2023 OUTSTANDING	6/30/2023 ACCT BALANCE	LAST DATE	PAYING AGENT	BOND COUNSEL
Clarksburg 23-B Water Reserve	04/25/23				14,756.05			
Clay County PSD 05-A Water Reserve	12/19/05				34,280.08			
Clay County PSD 17-A Water Revenue	09/20/17	1.000 - 1.000	740,000	571,219	9,319.06	09/57	UNB	S&J
Clay County PSD 17-A Water Reserve	09/20/17				10,389.84			
Clay County PSD 94-B Water Revenue	10/21/94	6.750 - 6.750	333,000	186,232	15,680.88	10/33	BNY	JK
Clay County PSD 94-B Water Reserve	10/21/94				25,385.43			
Clay 09-A Water & Sewer Reserve	10/16/09				44,805.19			
Clay 09-B Water & Sewer Revenue	10/16/09	0.000 - 0.000	550,000	374,972	2,807.07	09/49	UNB	G&G
Clay 09-B Water & Sewer Reserve	10/16/09				10,658.30			
Clay 98-B Water & Sewer Revenue	03/27/98	0.000 - 0.000	185,000	69,226	1,318.43	12/37	UNB	S&J
Clay 98-B Water & Sewer Reserve	03/27/98				4,847.71			
Clay-Battelle PSD 15-A Water Revenue	07/22/15	2.500 - 2.500	1,500,000	1,108,725	9,807.44	03/37	BPH	S&J
Clay-Battelle PSD 15-A Water Reserve	07/22/15				63,402.25			
Clay-Battelle PSD 15-B Water Revenue	07/22/15	0.500 - 0.500	3,879,958	3,118,885	15,746.59	03/47	BPH	S&J
Clay-Battelle PSD 15-B Water Reserve	07/22/15				92,480.92			
Clay-Roane PSD 04-A Water Revenue	11/12/04	0.000 - 0.000	1,000,000	559,210	2,278.82	09/44	UNB	G&G
Clay-Roane PSD 04-A Water Reserve	11/12/04				26,316.00			
Clay-Roane PSD 04-B Water Reserve	11/12/04				14,261.43			
Clay-Roane PSD 08 Water Reserve	06/26/08				2,732.33			
Clay-Roane PSD 16-A Water Revenue	11/04/16	1.000 - 1.000	497,798	440,648	1,350.05	09/56	UNB	S&J
Clay-Roane PSD 16-A Water Reserve	11/04/16				13,345.18			
Clay-Roane PSD 90 Water Reserve	11/05/90				18,155.27			
Clay-Roane PSD 97 Water Reserve	04/04/97				1,552.10			
Claywood Park PSD 01 Sewer Revenue	01/04/01	0.000 - 0.000	1,800,000	525,000	6,006.32	03/32	DEP	BR
Claywood Park PSD 01 Sewer Reserve (R)*	01/04/01				63,366.41			
Claywood Park PSD 08-A Sewer Revenue	10/27/08	0.000 - 0.000	5,500,000	4,714,906	7,567.88	12/41	DEP	S&J
Claywood Park PSD 08-A Sewer Reserve	10/27/08				84,933.36			
Claywood Park PSD 08-B Sewer Revenue	10/27/08	0.000 - 0.000	1,500,000	990,192	3,649.65	09/48	UNB	S&J

ACCOUNT NAME	ISSUE DATE	INTEREST	ORIGINAL ISSUANCE	6/30/2023 OUTSTANDING	6/30/2023 ACCT BALANCE	LAST DATE	PAYING AGENT	BOND COUNSEL
Claywood Park PSD 08-B Sewer Reserve	10/27/08				40,686.06			
Claywood Park PSD 09-A Sewer Revenue	06/18/09	0.000 - 0.000	1,027,500	691,750	2,619.77	03/49	DEP	S&J
Claywood Park PSD 09-A Sewer Reserve	06/18/09				27,997.30			
Claywood Park PSD 09-C Sewer Revenue	06/18/09	0.000 - 0.000	100,000	67,300	243.90	03/49	UNB	S&J
Claywood Park PSD 09-C Sewer Reserve	06/18/09				2,708.94			
Claywood Park PSD 15-B Sewer Revenue	02/11/15	0.000 - 0.000	3,040,000	2,520,000	7,453.96	12/54	UNB	BR
Claywood Park PSD 15-B Sewer Reserve	02/11/15				54,935.96			
Claywood Park PSD 89-A Sewer Revenue	10/10/89	8.400 - 8.400	2,801,862	1,263,130	137,367.60	10/29	BNY	JK
Claywood Park PSD 89-A Sewer Reserve (R)*	10/10/89				254,509.29			
Claywood Park PSD 89-B Sewer Revenue	10/10/89	0.000 - 0.000	415,340	74,548	8,354.21	10/29	BNY	JK
Claywood Park PSD 89-B Sewer Reserve (R)*	10/10/89				11,247.66			
Claywood Park PSD 16-A Water Revenue	06/02/16	0.500 - 0.500	4,343,944	3,526,453	17,030.22	06/47	BPH	BR
Claywood Park PSD 16-A Water Reserve	06/02/16				100,460.00			
Claywood Park PSD 16-C Water Refunding Revenue	11/10/16	2.000 - 4.000	6,610,000	5,890,000	162,495.27	11/45	DTC	BR
Claywood Park PSD 16-C Water Refunding Reserve	11/10/16				199,651.18			
Claywood Park PSD 16 Water Refunding Revenue	04/22/16	1.000 - 4.750	2,990,000	2,005,000	115,067.74	11/42	DTC	BR
Claywood Park PSD 16 Water Refunding Reserve	04/22/16				143,685.09			
Claywood Park PSD 20-A Water Revenue	11/19/20	0.500 - 0.500	441,000	417,050	1,518.41	09/51	BPH	BR
Claywood Park PSD 20-A Water Reserve	11/19/20				16,027.99			
Claywood Park PSD 21-A Water Refunding Revenue	04/01/21	0.500 - 3.000	4,700,000	4,490,000	114,787.12	11/50	DTC	BR
Claywood Park PSD 21-A Water Refunding Reserve	04/01/21				124,589.21			
Clover PSD 01 Water Reserve	03/07/01				16,062.55			
Clover PSD 12 Water Reserve	02/24/12				36,900.39			
Concord University Twin Towers Dorm-Dh 67 R&R	05/01/67				0.00			
Cool Ridge-Flat Top PSD 07-A Water Reserve	03/01/07				28,923.38			
Cool Ridge-Flat Top PSD 07-B Water Reserve	03/01/07				80,273.53			
Coons Run PSD 10-A Water Revenue	01/27/10	0.000 - 0.000	1,200,000	710,000	6,543.84	03/41	BPH	S&J
Coons Run PSD 10-A Water Reserve	01/27/10				41,656.10			

ACCOUNT NAME	ISSUE DATE	INTEREST	ORIGINAL ISSUANCE	6/30/2023 OUTSTANDING	6/30/2023 ACCT BALANCE	LAST DATE	PAYING AGENT	BOND COUNSEL
Cottageville PSD 16 Sewer Reserve	12/12/16				12,866.55			
Cottageville PSD 21-A Water Refunding Revenue	04/08/21	1.500 - 1.500	52,000	7,293	7,326.63	10/23	OVB	S&J
Cottageville PSD 21-B Water Refunding Revenue	04/08/21	1.770 - 1.770	467,500	364,140	4,931.68	03/30	Truist Govrn	S&J
Cottageville PSD 21-B Water Refunding Reserve	04/08/21				23,649.40			
Cottageville PSD 21-C Water Refunding Revenue	04/08/21	3.300 - 3.300	360,000	343,829	1,706.50	04/49	OVB	S&J
Cottageville PSD 21-C Water Refunding Reserve	04/08/21				20,490.36			
Cowen PSD 04-A Water & Sewer Revenue	12/29/04	0.000 - 0.000	400,000	173,333	3,757.60	06/36	BPH	S&J
Cowen PSD 04-A Water & Sewer Reserve	12/29/04				14,530.70			
Cowen PSD 04-B Water & Sewer Revenue	12/29/04	2.000 - 2.000	800,000	141,259	11,813.23	06/26	BPH	S&J
Cowen PSD 04-B Water & Sewer Reserve	12/29/04				49,728.03			
Cowen PSD 13-A Water & Sewer Reserve	03/01/13				44,696.60			
Cowen PSD 13-B Water & Sewer Revenue	06/25/13	0.500 - 0.500	210,000	151,968	2,137.04	09/44	BPH	JK
Cowen PSD 13-B Water & Sewer Reserve	06/25/13				10,536.86			
Cowen PSD 16-A Water & Sewer Revenue	01/21/16	0.500 - 0.500	2,892,500	2,440,018	13,730.00	06/48	BPH	JK
Cowen PSD 16-A Water & Sewer Reserve	01/21/16				54,880.77			
Cowen PSD 19-A Water & Sewer BAN	04/18/19	0.000 - 0.000	400,000	346,901	0.00	01/24	Truist/WDA	S&J
Cowen PSD 20-A Water & Sewer Revenue	05/21/20	0.500 - 0.500	255,000	235,180	899.64	12/50	BPH	JK
Cowen PSD 20-A Water & Sewer Reserve	05/21/20				2,434.16			
Cowen PSD 21-A Water & Sewer Revenue	04/15/21	0.500 - 0.500	2,066,000	1,927,807	7,709.99	09/52	BPH	JK
Cowen PSD 21-A Water & Sewer Reserve	04/15/21				6,284.84			
Crab Orchard-MacArthur PSD 01-A Sewer Revenue	10/03/01	0.000 - 0.000	6,818,600	2,216,019	28,343.11	03/33	DEP	S&J
Crab Orchard-MacArthur PSD 01-A Sewer Reserve	10/03/01				248,494.19			
Crab Orchard-MacArthur PSD 06-A Sewer Revenue	09/06/06	0.000 - 0.000	1,314,606	646,345	4,660.19	03/38	DEP	S&J
Crab Orchard-MacArthur PSD 06-A Sewer Reserve	09/06/06				47,909.67			
Crab Orchard-MacArthur PSD 06-B Sewer Revenue	09/06/06	0.000 - 0.000	5,852,000	3,557,064	15,092.67	09/46	UNB	S&J
Crab Orchard-MacArthur PSD 06-B Sewer Reserve	09/06/06				167,061.14			
Crab Orchard-MacArthur PSD 08-A Sewer Refunding Revenue	03/27/08	3.910 - 3.910	3,712,815	653,327	26,692.80	10/25	Truist Govrn	BR
Crab Orchard-MacArthur PSD 08-A Sewer Reserve	03/27/08				303,694.67			

ACCOUNT NAME	ISSUE DATE	INTEREST	ORIGINAL ISSUANCE	6/30/2023 OUTSTANDING	6/30/2023 ACCT BALANCE	LAST DATE	PAYING AGENT	BOND COUNSEL
Crab Orchard-MacArthur PSD 08-B Sewer Revenue	08/05/08	0.000 - 0.000	275,000	179,706	691.69	06/48	UNB	S&J
Crab Orchard-MacArthur PSD 08-B Sewer Reserve	08/05/08				7,857.33			
Crab Orchard-MacArthur PSD 08-C Sewer Revenue	12/04/08	0.000 - 0.000	201,487	82,237	980.19	09/32	DEP	S&J
Crab Orchard-MacArthur PSD 08-C Sewer Reserve	12/04/08				9,669.25			
Crab Orchard-MacArthur PSD 11-A Sewer Revenue	07/22/11	0.000 - 0.000	4,513,128	2,933,508	15,992.39	12/42	DEP	S&J
Crab Orchard-MacArthur PSD 11-A Sewer Reserve	07/22/11				163,766.95			
Crab Orchard-MacArthur PSD 86-B Sewer Revenue	05/29/86	0.000 - 0.000	161,688	12,438	4,200.37	10/25	BNY	S&J
Crab Orchard-MacArthur PSD 86-B Sewer Reserve	05/29/86				4,537.08			
Crab Orchard-MacArthur PSD 97-B Sewer Revenue	06/05/97	0.000 - 0.000	1,774,300	642,419	7,005.14	06/37	UNB	BR
Crab Orchard-MacArthur PSD 97-B Sewer Reserve	06/05/97				50,131.30			
Craigsville PSD 05-A Sewer Revenue	07/11/05	0.000 - 0.000	1,272,440	731,861	3,334.49	06/45	UNB	S&J
Craigsville PSD 05-A Sewer Reserve	07/11/05				35,879.63			
Craigsville PSD 21-A Sewer Revenue	02/26/21	0.250 - 0.250	4,153,000	2,837,722	13,860.17	12/60	DEP	S&J
Craigsville PSD 21-A Sewer Reserve	02/26/21				12,508.90			
Craigsville PSD 86-A Sewer Revenue	02/18/86	9.750 - 9.750	650,000	162,227	42,015.15	10/25	BNY	S&J
Craigsville PSD 86-A Sewer Reserve	02/18/86				66,413.83			
Craigsville PSD 16-A Water Reserve	02/12/16				81,634.93			
Craigsville PSD 19-A Water System Design Revenue	12/10/19	1.000 - 1.000	478,100	391,691	4,075.56	06/50	BPH	S&J
Craigsville PSD 19-A Water System Design Reserve	12/10/19				5,863.86			
Craigsville PSD 98-A Water Revenue	01/06/98	0.000 - 0.000	1,361,000	506,013	3,168.02	12/37	UNB	S&J
Craigsville PSD 98-A Water Reserve	01/06/98				37,638.31			
Crum PSD 02-A Water Reserve	05/09/02				49,779.36			
Crum PSD 10-A Water Reserve	03/15/10				80,044.10			
Crum PSD 10-B Water Reserve	03/15/10				44,272.42			
Crum PSD 12-A Water Reserve	02/28/12				68,308.80			
Crum PSD 16-A Water Reserve	11/17/16				6,426.20			
Crum PSD 16-B Water Revenue	11/17/16	2.000 - 2.000	250,000	216,309	1,059.76	03/48	UNB	S&J
Crum PSD 16-B Water Reserve	11/17/16				6,163.25			

ACCOUNT NAME	ISSUE DATE	INTEREST	ORIGINAL ISSUANCE	6/30/2023 OUTSTANDING	6/30/2023 ACCT BALANCE	LAST DATE	PAYING AGENT	BOND COUNSEL
Crum PSD 93 Water Reserve	09/08/93				8,880.99			
Culloden PSD 03-A Sewer Revenue	07/31/03	0.000 - 0.000	689,000	346,640	3,850.42	06/43	DEP	S&J
Culloden PSD 03-A Sewer Reserve	07/31/03				20,076.59			
Culloden PSD 04-A Sewer Revenue	12/29/04	0.000 - 0.000	1,100,000	610,322	6,782.80	12/44	DEP	S&J
Culloden PSD 04-A Sewer Reserve	12/29/04				31,033.73			
Culloden PSD 20-A Sewer Revenue	02/27/20	1.500 - 1.500	1,712,148	1,614,357	10,917.36	12/49	DEP	S&J
Culloden PSD 20-A Sewer Reserve	02/27/20				15,823.87			
Danese PSD 02-A Water Reserve	08/22/02				39,017.22			
Danese PSD 02-A Water Depreciation	08/22/02				18,075.41			
Danese PSD 09-A Water Reserve	09/24/09				71,618.77			
Davis 20-A Water & Sewer Revenue	08/05/20	3.000 - 3.000	1,250,000	1,179,936	7,487.58	12/41	UNB	S&J
Davis 20-A Water & Sewer Reserve	08/05/20				13,523.64			
Deckers Creek PSD 22-A Sewer Refunding Revenue	01/25/22	2.400 - 2.400	1,570,390	1,460,003	10,778.10	03/37	FUB	S&J
Deckers Creek PSD 22-A Sewer Refunding Reserve	01/25/22				129,110.65			
Delbarton 11-A Sewer Revenue	11/03/11	0.000 - 0.000	3,131,150	2,343,169	8,742.29	09/51	DEP	JK
Delbarton 11-A Sewer Reserve	11/03/11				83,612.90			
Delbarton 01-A Water Revenue	07/18/01	0.000 - 0.000	258,000	77,400	9,998.30	06/32	BPH	S&J
Delbarton 01-A Water Reserve	07/18/01				9,681.71			
Doddridge County PSD 18-A Water Revenue	05/07/18	1.000 - 1.000	341,075	310,048	1,065.83	09/56	UNB	S&J
Doddridge County PSD 18-A Water Reserve	05/07/18				12,046.18			
Downs PSD 20-A Water Refunding Revenue	12/09/20	3.250 - 3.250	385,000	330,612	2,979.64	12/34	OVB	S&J
Downs PSD 20-A Water Refunding Reserve	12/09/20				35,707.56			
Dunbar 14-A Sewer Revenue	01/09/14	0.500 - 0.500	11,369,412	9,345,510	37,419.74	09/35	DEP	S&J
Dunbar 14-A Sewer Reserve	01/09/14				314,328.53			
Dunbar 99 Sewer Revenue	08/24/99	0.000 - 0.000	16,152,148	2,329,635	65,546.84	03/27	DEP	JTP
Dunbar 99 Sewer Reserve (R)*	08/24/99				679,566.60			
Durbin 23-A Sewer Revenue	04/13/23	2.000 - 2.000	200,000	148,361	0.00	12/53	UNB	S&J
Durbin 23-A Sewer Reserve	04/13/23				0.00			

ACCOUNT NAME	ISSUE DATE	INTEREST	ORIGINAL ISSUANCE	6/30/2023 OUTSTANDING	6/30/2023 ACCT BALANCE	LAST DATE	PAYING AGENT	BOND COUNSEL
Durbin 23-B Sewer Reserve	04/13/23				0.00			
East View PSD 86-A Sewer Revenue	06/13/86	9.750 - 9.750	340,000	85,063	21,887.61	10/25	BNY	S&J
East View PSD 86-A Sewer Reserve	06/13/86				34,326.58			
Eastern Wyoming PSD 01-A Water Revenue	10/16/01	0.000 - 0.000	360,000	102,000	1,363.97	12/31	BPH	STB
Eastern Wyoming PSD 01-A Water Reserve	10/16/01				13,091.67			
Eastern Wyoming PSD 04-A Water Revenue	08/24/04	0.000 - 0.000	570,000	237,500	2,160.40	12/35	BPH	STB
Eastern Wyoming PSD 04-A Water Reserve	08/24/04				20,718.62			
Eastern Wyoming PSD 06-A Water Revenue	01/12/06	0.000 - 0.000	2,570,000	1,220,729	9,727.56	09/37	BPH	STB
Eastern Wyoming PSD 06-A Water Reserve	01/12/06				93,040.70			
Eastern Wyoming PSD 09-A Water Revenue	10/16/09	0.000 - 0.000	1,000,000	681,794	2,563.33	09/49	UNB	STB
Eastern Wyoming PSD 09-A Water Reserve	10/16/09				26,893.38			
Eastern Wyoming PSD 14-A Water Revenue	03/25/14	0.000 - 0.000	250,000	194,595	628.29	03/54	UNB	STB
Eastern Wyoming PSD 14-A Water Reserve	03/25/14				5,930.81			
Eastern Wyoming PSD 15-A Water Revenue	04/16/15	1.000 - 1.000	315,000	269,587	1,839.91	03/55	UNB	JK
Eastern Wyoming PSD 15-A Water Reserve	04/16/15				6,853.75			
Eastern Wyoming PSD 16-A Water Revenue	03/16/16	1.000 - 1.000	1,167,937	1,005,059	12,107.14	06/52	UNB	JK
Eastern Wyoming PSD 16-A Water Reserve	03/16/16				41,454.24			
Eastern Wyoming PSD 16-B Water Revenue	10/18/16	1.000 - 1.000	156,917	138,902	2,614.27	09/56	UNB	JK
Eastern Wyoming PSD 16-B Water Reserve	10/18/16				2,730.12			
Eastern Wyoming PSD 18-A Water Revenue	09/13/18	2.000 - 2.000	1,358,702	1,245,022	7,677.44	03/50	UNB	JK
Eastern Wyoming PSD 18-A Water Reserve	09/13/18				20,721.71			
Eastern Wyoming PSD 21-A Water Revenue	07/29/21	2.000 - 2.000	3,541,530	3,407,447	14,034.72	03/53	UNB	JK
Eastern Wyoming PSD 21-A Water Reserve	07/29/21				5,273.67			
Elizabeth 14-A Sewer Revenue	04/03/14	0.000 - 0.000	2,471,733	2,050,821	7,410.46	09/52	DEP	G&G
Elizabeth 14-A Sewer Reserve	04/03/14				56,551.28			
Elizabeth 20-A Sewer Revenue	01/30/20	0.500 - 0.500	1,386,500	1,295,512	4,996.19	12/49	DEP	G&G
Elizabeth 20-A Sewer Reserve	01/30/20				11,177.50			
Elizabeth 82-A Sewer R&R	09/13/82				1,383.30			

ACCOUNT NAME	ISSUE DATE	INTEREST	ORIGINAL ISSUANCE	6/30/2023 OUTSTANDING	6/30/2023 ACCT BALANCE	LAST DATE	PAYING AGENT	BOND COUNSEL
Elizabeth 02 Water Reserve	02/06/02				25,351.77			
Elizabeth 08 Water Reserve	02/08/08				46,053.41			
Elizabeth 19 Water Design Revenue	07/25/19	0.750 - 0.750	323,950	289,799	1,933.70	12/49	BPH	G&G
Elizabeth 19 Water Design Reserve	07/25/19				4,459.93			
Elizabeth 20-A Water Revenue	07/23/20	0.750 - 0.750	2,276,050	2,122,895	8,708.77	12/51	BPH	G&G
Elizabeth 20-A Water Reserve	07/23/20				13,759.43			
Elizabeth 22-A Water Revenue	12/15/22	1.000 - 1.000	909,000	826,377	0.00	12/62	UNB	S&J
Elizabeth 22-A Water Reserve	12/15/22				0.00			
Elk Valley PSD 08-A Sewer Revenue	08/12/08	0.000 - 0.000	18,061,117	10,836,648	85,543.68	06/41	DEP	G&G
Elk Valley PSD 08-A Sewer Reserve	08/12/08				602,040.00			
Elk Valley PSD 14-A Sewer Revenue	03/13/14	0.500 - 0.500	1,416,459	1,047,855	7,089.67	03/45	DEP	G&G
Elk Valley PSD 14-A Sewer Reserve	03/13/14				44,044.86			
Elk Valley (Elk-Pinch) PSD 87-A Sewer Revenue	08/20/87	8.380 - 8.380	5,227,400	1,509,637	305,835.47	10/26	BNY	LFG
Elk Valley (Elk-Pinch) PSD 87-A Sewer Reserve	08/20/87				459,655.00			
Elk Valley (Elk-Pinch) PSD 87-B Sewer Revenue	08/20/87	0.000 - 0.000	1,282,163	134,965	27,586.12	10/26	BNY	LFG
Elk Valley (Elk-Pinch) PSD 87-B Sewer Reserve	08/20/87				33,742.00			
Elk Valley (Big Sandy) PSD 90-A Sewer Revenue	07/12/90	8.100 - 8.100	1,388,390	615,409	70,314.67	10/29	BNY	S&J
Elk Valley (Big Sandy) PSD 90-A Sewer Reserve	07/12/90				118,609.00			
Elk Valley (Big Sandy) PSD 90-B Sewer Revenue	07/12/90	0.000 - 0.000	62,701	11,550	1,349.03	10/29	BNY	S&J
Elk Valley (Big Sandy) PSD 90-B Sewer Reserve	07/12/90				1,651.00			
Elkins Road PSD 04-A Water Reserve	12/20/04				28,161.61			
Elkins Road PSD 04-B Water Revenue	12/20/04	0.000 - 0.000	1,509,788	848,639	5,688.21	12/44	UNB	S&J
Elkins Road PSD 04-B Water Reserve	12/20/04				40,898.31			
Elkins Road PSD 20-A Water Revenue	06/16/20	2.000 - 2.000	5,000,000	4,668,520	31,961.64	12/51	UNB	S&J
Elkins Road PSD 20-A Water Reserve	06/16/20				36,027.80			
Elkins Road PSD 98-A Water Revenue	09/10/98	0.000 - 0.000	2,032,000	799,690	6,507.95	09/38	UNB	S&J
Elkins Road PSD 98-A Water Reserve	09/10/98				54,332.78			
Elkins 06-A Sewer Refunding Revenue	12/12/06	2.000 - 2.000	8,576,641	2,580,866	58,955.08	09/28	DEP	S&J

ACCOUNT NAME	ISSUE DATE	INTEREST	ORIGINAL ISSUANCE	6/30/2023 OUTSTANDING	6/30/2023 ACCT BALANCE	LAST DATE	PAYING AGENT	BOND COUNSEL
Elkins 06-A Sewer Refunding Reserve	12/12/06				540,305.63			
Elkins 09-A Sewer Revenue	06/18/09	0.000 - 0.000	882,770	507,359	3,351.64	09/40	DEP	S&J
Elkins 09-A Sewer Reserve	06/18/09				31,276.29			
Elkins 15-A Sewer Revenue	04/15/15	1.000 - 1.000	2,793,855	2,241,819	19,369.52	03/55	UNB	S&J
Elkins 15-A Sewer Reserve	04/15/15				90,097.43			
Elkins 20-A Sewer Revenue	11/19/20	2.240 - 2.240	4,699,365	4,488,448	29,485.26	09/40	DEP	S&J
Elkins 20-A Sewer Reserve	11/19/20				40,471.51			
Elkins 86-B Sewer Revenue	04/28/86	0.000 - 0.000	517,001	38,775	22,950.00	10/25	BNY	JK
Elkins 86-B Sewer Reserve	04/28/86				13,730.38			
Elkins 15-A2 Water Reserve	12/09/15				179,021.14			
Elkins 15-A1 Water Reserve	12/09/15				190,955.89			
Elkins 15-B Water Reserve	12/09/15				144,964.16			
Elkins 15-C Water Revenue	12/09/15	1.000 - 1.000	15,500,000	13,628,393	73,126.58	12/55	UNB	S&J
Elkins 15-C Water Reserve	12/09/15				286,281.93			
Ellenboro 20-A Sewer Revenue	04/16/20	2.000 - 2.000	1,345,000	1,278,015	5,643.51	06/51	UNB	S&J
Ellenboro 20-A Sewer Reserve	04/16/20				12,783.06			
Ellenboro 19-A Water Reserve	02/12/15				17,722.82			
Ellenboro 20-A Water Revenue	10/29/20	3.000 - 3.000	2,457,912	2,329,995	15,788.08	03/42	UNB	S&J
Ellenboro 20-A Water Reserve	10/29/20				22,351.54			
Enlarged Hepzibah PSWD 03-A Sewer Revenue	09/23/03	0.000 - 0.000	1,900,000	744,151	8,714.96	03/35	DEP	S&J
Enlarged Hepzibah PSWD 03-A Sewer Reserve	09/23/03				69,175.65			
Enlarged Hepzibah PSWD 05-A Sewer Reserve	07/25/05				12,553.21			
Enlarged Hepzibah PSWD 22-A Water Revenue	12/15/22	2.750 - 2.750	1,893,000	1,228,151	10,301.35	06/43	UNB	S&J
Enlarged Hepzibah PSWD 22-A Water Reserve	12/15/22				1,028.09			
Fairmont 03-A Sewer Revenue	06/26/03	0.000 - 0.000	485,543	182,070	6,332.06	09/34	DEP	S&J
Fairmont 03-A Sewer Reserve	06/26/03				16,757.53			
Fairmont 07-A Sewer Revenue	10/11/07	2.000 - 2.000	5,577,760	1,837,349	72,024.17	03/29	DEP	S&J
Fairmont 07-A Sewer Reserve	10/11/07				350,991.87			

ACCOUNT NAME	ISSUE DATE	INTEREST	ORIGINAL ISSUANCE	6/30/2023 OUTSTANDING	6/30/2023 ACCT BALANCE	LAST DATE	PAYING AGENT	BOND COUNSEL
Fairmont 08-A Water Revenue	06/26/08	0.000 - 0.000	2,750,000	1,489,565	10,426.12	09/39	BPH	S&J
Fairmont 08-A Water Reserve	06/26/08				100,187.13			
Fairmont 10-A Water Revenue	01/21/10	0.000 - 0.000	4,447,618	2,742,674	14,664.33	12/41	BPH	S&J
Fairmont 10-A Water Reserve	01/21/10				162,033.29			
Fairmont 10-C Water Revenue	01/21/10	5.000 - 5.000	2,000,000	1,140,701	108,085.81	10/31	Truist/WDA	S&J
Fairmont 10-C Water Reserve	01/21/10				164,110.90			
Fairmont 10-D Water Revenue	01/21/10	0.000 - 0.000	1,220,309	841,959	3,255.35	03/49	UNB	S&J
Fairmont 10-D Water Reserve	01/21/10				34,050.79			
Fairmont 13-A Water Revenue	02/01/13	0.500 - 0.500	3,780,000	2,172,626	21,132.00	09/34	BPH	S&J
Fairmont 13-A Water Reserve	02/01/13				186,141.32			
Fairmont 13-B Water Revenue	02/01/13	2.000 - 2.000	997,242	764,477	11,438.46	09/44	UNB	S&J
Fairmont 13-B Water Reserve	02/01/13				41,595.62			
Fairmont 20-A Water Refunding Revenue	11/25/20	1.000 - 4.000	11,740,000	11,400,000	1,711,211.49	07/29	DTC	S&J
Fairmont 20-A Water Refunding Reserve	12/03/20				0.00		SB	07/01/2029
Fairview 12-A Water Revenue	05/24/12	0.000 - 0.000	1,100,000	826,780	2,803.87	03/52	UNB	S&J
Fairview 12-A Water Reserve	05/24/12				31,388.76			
Falling Springs 09-A Water Reserve	07/27/09				5,534.53			
Farmington 07-A Sewer Revenue	11/14/07	0.000 - 0.000	320,000	198,947	743.21	09/47	UNB	S&J
Farmington 07-A Sewer Reserve	11/14/07				8,983.97			
Farmington 19-A Sewer Revenue	10/03/19	2.000 - 2.000	1,010,000	959,824	4,012.17	06/51	UNB	S&J
Farmington 19-A Sewer Reserve	10/03/19				9,599.31			
Fenwick Mountain PSD 14-A Water Revenue	09/18/14	0.500 - 0.500	1,059,000	808,943	4,900.23	12/45	BPH	S&J
Fenwick Mountain PSD 14-A Water Reserve	09/18/14				39,363.12			
Flatwoods-Canoe Run PSD 11-A Sewer Revenue	06/24/11	0.000 - 0.000	8,033,000	6,108,805	25,632.24	12/50	DEP	S&J
Flatwoods-Canoe Run PSD 11-A Sewer Reserve	06/24/11				326,727.36			
Flatwoods-Canoe Run PSD 15-A Sewer Refunding Revenue	05/27/15	3.500 - 3.500	584,000	320,304	4,435.47	11/30	FNBRB	S&J
Flatwoods-Canoe Run PSD 15-A Sewer Refunding Reserve	05/27/15				53,542.80			
Flatwoods-Canoe Run PSD 90-A Sewer Revenue	11/14/90	8.100 - 8.100	1,147,938	508,827	63,201.03	10/29	BNY	S&J

ACCOUNT NAME	ISSUE DATE	INTEREST	ORIGINAL ISSUANCE	6/30/2023 OUTSTANDING	6/30/2023 ACCT BALANCE	LAST DATE	PAYING AGENT	BOND COUNSEL
Flatwoods-Canoe Run PSD 90-A Sewer Reserve	11/14/90				100,280.27			
Flatwoods-Canoe Run PSD 90-B Sewer Revenue	11/14/90	0.000 - 0.000	51,842	9,550	1,195.84	10/29	BNY	S&J
Flatwoods-Canoe Run PSD 90-B Sewer Reserve	11/14/90				1,492.70			
Flatwoods-Canoe Run PSD 91-A Sewer Revenue	11/15/91	7.750 - 7.750	275,806	140,852	12,605.00	10/31	BNY	S&J
Flatwoods-Canoe Run PSD 91-A Sewer Reserve	11/15/91				22,817.41			
Flatwoods-Canoe Run PSD 91-B Sewer Revenue	11/15/91	0.000 - 0.000	9,194	2,122	202.81	10/31	BNY	S&J
Flatwoods-Canoe Run PSD 91-B Sewer Reserve	11/15/91				257.68			
Flatwoods-Canoe Run PSD 05-A Water Revenue	12/08/05	0.000 - 0.000	5,085,825	2,958,421	25,783.08	09/45	UNB	S&J
Flatwoods-Canoe Run PSD 05-A Water Reserve	12/08/05				134,547.48			
Flatwoods-Canoe Run PSD 07-A Water Revenue	04/24/07	0.000 - 0.000	1,014,000	621,480	4,960.12	03/47	UNB	S&J
Flatwoods-Canoe Run PSD 07-A Water Reserve	04/24/07				26,479.84			
Flatwoods-Canoe Run PSD 16-A Water Refunding Revenue	05/05/16	2.700 - 2.700	1,811,000	1,073,446	27,388.23	09/31	Truist Govrn	S&J
Flatwoods-Canoe Run PSD 16-A Water Refunding Reserve	05/05/16				147,021.38			
Flatwoods-Canoe Run PSD 16-B Water Refunding Revenue	12/15/16	3.500 - 3.500	1,960,000	1,478,133	12,385.66	02/37	OVB	S&J
Flatwoods-Canoe Run PSD 16-B Water Ref Reserve	12/15/16				137,861.35			
Flatwoods-Canoe Run PSD 18-A Water Reserve	09/20/18				22,634.56			
Flatwoods-Canoe Run PSD 20-A Water Revenue	02/27/20	2.000 - 2.000	511,408	486,001	2,034.47	06/51	UNB	S&J
Flatwoods-Canoe Run PSD 20-A Water Reserve	02/27/20				22,980.63			
Flatwoods-Canoe Run PSD 98-B Water Revenue	09/24/98	3.000 - 3.000	890,000	471,748	7,492.91	09/38	UNB	S&J
Flatwoods-Canoe Run PSD 98-B Water Reserve	09/24/98				39,123.55			
Flemington 14-A Sewer Revenue	01/28/14	0.000 - 0.000	2,300,317	1,902,141	5,412.18	09/53	DEP	S&J
Flemington 14-A Sewer Reserve	01/28/14				46,867.95			
Flemington 98-B Sewer Revenue	06/04/98	0.000 - 0.000	663,700	254,275	1,704.01	03/38	UNB	S&J
Flemington 98-B Sewer Reserve (R)*	06/04/98				17,841.90			
Follansbee 22 Sewer Reserve	08/29/22				0.00			
Follansbee 22 Sewer Revenue	08/29/22	3.850 - 3.850	2,800,000	536,574	0.00	09/37	WESBK-WHEEL	BR
Follansbee 02-A Water Revenue	08/16/02	5.800 - 5.800	7,790,000	5,483,605	234,698.16	10/39	BNY	S&J
Follansbee 02-A Water Reserve	08/16/02				527,530.14			

ACCOUNT NAME	ISSUE DATE	INTEREST	ORIGINAL ISSUANCE	6/30/2023 OUTSTANDING	6/30/2023 ACCT BALANCE	LAST DATE	PAYING AGENT	BOND COUNSEL
Follansbee 19 Water Revenue	01/31/19	3.000 - 3.000	888,252	768,512	12,726.57	12/39	BPH	BR
Follansbee 19 Water Reserve	01/31/19				21,869.39			
Fort Gay 19-A Sewer GAN	11/08/19	0.000 - 0.000	231,492	229,476	0.00	11/24	Truist/WDA	S&J
Fort Gay 99-A Water Revenue	07/19/99	0.000 - 0.000	305,000	68,607	982.36	03/30	BPH	JK
Fort Gay 99-A Water Reserve	07/19/99				10,209.91			
Fountain PSD 07-A Water Reserve	01/07/07				24,553.42			
Fountain PSD 07-B Water Revenue	01/09/07	0.000 - 0.000	1,140,000	691,345	4,978.42	12/46	UNB	S&J
Fountain PSD 07-B Water Reserve	01/09/07				32,049.09			
Fountain PSD 17-A Water Revenue	02/23/17	1.000 - 1.000	8,494,800	7,690,470	24,433.36	12/56	UNB	JK
Fountain PSD 17-A Water Reserve	02/23/17				294,053.82			
Fountain PSD 90-A Water Revenue	04/20/90	7.850 - 7.850	356,633	154,622	19,550.57	10/29	BNY	S&J
Fountain PSD 90-A Water Reserve	04/20/90				30,213.62			
Fountain PSD 90-B Water Revenue	04/20/90	0.000 - 0.000	16,642	2,987	573.32	10/29	BNY	S&J
Fountain PSD 90-B Water Reserve	04/20/90				469.22			
Frankfort PSD 00-A Sewer Revenue	06/22/00	0.000 - 0.000	500,000	145,810	3,157.08	03/32	DEP	S&J
Frankfort PSD 00-A Sewer Reserve	06/22/00				18,225.12			
Frankfort PSD 00-B Sewer Revenue	06/22/00	0.000 - 0.000	1,572,459	698,836	7,654.61	06/40	UNB	S&J
Frankfort PSD 00-B Sewer Reserve	06/22/00				44,927.24			
Frankfort PSD 15-A Sewer Revenue	01/16/15	0.000 - 0.000	17,350,000	14,382,230	49,199.45	12/54	DEP	S&J
Frankfort PSD 15-A Sewer Reserve	01/16/15				315,438.91			
Frankfort PSD 15-B Sewer Revenue	01/16/15	0.602 - 1.000	7,911,125	6,863,188	25,126.37	12/54	UNB	S&J
Frankfort PSD 15-B Sewer Reserve	01/16/15				175,664.57			
Frankfort PSD 16-A Sewer Revenue	11/10/16	0.250 - 0.250	3,700,000	3,236,198	14,627.96	09/56	DEP	S&J
Frankfort PSD 16-A Sewer Reserve	11/10/16				53,598.39			
Frankfort PSD 08-A Water Revenue	05/06/08	0.000 - 0.000	400,000	250,612	982.68	03/48	UNB	S&J
Frankfort PSD 08-A Water Reserve	05/06/08				10,881.05			
Frankfort PSD 10-A Water Revenue	12/22/10	0.000 - 0.000	3,132,318	2,206,602	8,253.21	09/49	UNB	S&J
Frankfort PSD 10-A Water Reserve	12/22/10				87,087.55			

ACCOUNT NAME	ISSUE DATE	INTEREST	ORIGINAL ISSUANCE	6/30/2023 OUTSTANDING	6/30/2023 ACCT BALANCE	LAST DATE	PAYING AGENT	BOND COUNSEL
Frankfort PSD 17-A Water Revenue	03/16/17	1.000 - 1.000	7,123,000	6,453,881	28,585.00	03/57	UNB	S&J
Frankfort PSD 17-A Water Reserve	03/16/17				101,088.17			
Franklin 03 Sewer Revenue	02/11/03	0.000 - 0.000	1,332,645	488,620	8,710.32	06/34	DEP	S&J
Franklin 03 Sewer Reserve	02/11/03				48,554.43			
Franklin 16-A Sewer Revenue	09/07/16	0.000 - 0.000	1,140,900	975,768	3,196.59	12/55	DEP	S&J
Franklin 16-A Sewer Reserve	09/07/16				32,163.14			
Franklin 03-A Water Revenue	12/17/03	0.000 - 0.000	2,528,623	969,305	18,525.71	12/34	BPH	S&J
Franklin 03-A Water Reserve	12/17/03				92,123.95			
Franklin 18-A Water Revenue	07/31/18	5.780 - 5.780	500,000	430,035	3,811.82	09/38	PCB	S&J
Franklin 18-A Water Reserve	07/31/18				21,429.21			
Franklin 21-A Water Revenue	01/28/21	1.000 - 1.000	200,000	192,652	734.54	12/60	UNB	S&J
Franklin 21-A Water Reserve	01/28/21				1,160.43			
Franklin 23-A Water Revenue	03/02/23	0.500 - 0.500	1,772,318	44,310	0.00	03/63	BPH	S&J
Franklin 23-A Water Reserve	03/02/23				0.00			
Franklin 94 Water Revenue	05/27/94	6.750 - 6.750	309,000	171,820	13,928.07	10/33	BNY	S&J
Franklin 94 Water Reserve	05/27/94				23,140.14			
Gap Mills PSD 07-A Water Reserve	05/21/07				19,216.28			
Gap Mills PSD 07-B Water Reserve	05/21/07				4,381.06			
Gary 15-A Sewer Revenue	11/18/15	4.000 - 4.000	96,600	27,969	1,074.43	12/25	MCNB	S&J
Gary 15-A Sewer Reserve	11/18/15				9,878.37			
Gary 00-A Water Revenue	08/01/00	0.000 - 0.000	1,786,911	491,394	15,985.09	09/31	BPH	JK
Gary 00-A Water Reserve	08/01/00				63,678.57			
Gauley River PSD 05-A Water Reserve	11/02/05				88,227.61			
Gauley River PSD 07-A Water Revenue	11/13/07	0.000 - 0.000	354,818	217,812	2,312.21	09/47	UNB	JK
Gauley River PSD 07-A Water Reserve	11/13/07				9,255.35			
Gauley River PSD 10-A Water Reserve	03/25/10				112,655.93			
Gauley River PSD 12-A Water Reserve	03/07/12				79,814.78			
Gauley River PSD 14-A Water Reserve	10/10/14				40,055.33			

ACCOUNT NAME	ISSUE DATE	INTEREST	ORIGINAL ISSUANCE	6/30/2023 OUTSTANDING	6/30/2023 ACCT BALANCE	LAST DATE	PAYING AGENT	BOND COUNSEL
Gauley River PSD 86-A Water Revenue	05/09/86	9.750 - 9.750	123,230	30,913	10,086.23	10/25	BNY	JK
Gauley River PSD 86-A Water Reserve	05/09/86				12,655.73			
Gauley River PSD 86-B Water Revenue	05/09/86	0.000 - 0.000	61,350	4,843	3,033.89	10/25	BNY	JK
Gauley River PSD 86-B Water Reserve	05/09/86				1,699.99			
Gauley River PSD 93 Water Reserve	03/17/93				96,399.69			
Gauley River PSD 97-A Water Reserve	06/26/97				23,327.20			
Gauley River PSD 97-B Water Reserve	06/26/97				3,214.54			
Gilbert 98-B Sewer Revenue	09/29/98	1.000 - 1.000	1,250,000	1,046,788	7,370.75	09/38	UNB	JK
Gilbert 98-B Sewer Reserve	03/01/20				75,762.95			
Gilbert 09-A Water Reserve	08/03/09				25,204.19			
Gilbert 12-A Water Reserve	07/27/12				24,280.65			
Gilbert 12-B Water Reserve	07/27/12				48,675.88			
Gilbert 12-C Water Revenue	07/27/12	0.000 - 0.000	983,500	740,794	2,528.71	06/52	UNB	JK
Gilbert 12-C Water Reserve	07/27/12				25,752.82			
Gilbert 19-A Water Reserve	11/25/19				2,930.50			
Gilmer County PSD 05-A Water Revenue	04/19/05	0.000 - 0.000	1,470,000	830,454	4,045.31	03/45	UNB	S&J
Gilmer County PSD 05-A Water Reserve	04/19/05				39,515.02			
Gilmer County PSD 05-B Water Revenue	04/19/05	0.000 - 0.000	1,639,000	723,874	6,301.73	09/36	BPH	S&J
Gilmer County PSD 05-B Water Reserve	04/19/05				56,553.59			
Gilmer County PSD 08-A Water Revenue	04/16/08	0.000 - 0.000	1,325,000	851,780	3,430.62	03/48	UNB	S&J
Gilmer County PSD 08-A Water Reserve	04/16/08				35,774.38			
Gilmer County PSD 13-A Water Revenue	05/24/13	0.000 - 0.000	1,725,000	1,236,250	6,562.77	12/44	BPH	S&J
Gilmer County PSD 13-A Water Reserve	05/24/13				52,282.80			
Gilmer County PSD 16-A Water Revenue	10/06/16	1.000 - 1.000	160,000	140,142	486.87	09/56	UNB	S&J
Gilmer County PSD 16-A Water Reserve	09/01/17				3,023.38			
Gilmer County PSD 21-A Water Refunding Revenue	11/16/21	2.210 - 2.210	303,000	273,692	2,390.36	08/34	Truist Govrn	S&J
Gilmer County PSD 21-A Water Refunding Reserve	11/16/21				28,645.43			
Gilmer County PSD 21-B Water Refunding Revenue	11/16/21	1.790 - 1.790	1,259,900	1,054,399	14,499.28	02/30	Truist Govrn	S&J

ACCOUNT NAME	ISSUE DATE	INTEREST	ORIGINAL ISSUANCE	6/30/2023 OUTSTANDING	6/30/2023 ACCT BALANCE	LAST DATE	PAYING AGENT	BOND COUNSEL
Gilmer County PSD 21-B Water Refunding Reserve	11/16/21				133,089.86			
Glen Dale 20 Sewer Revenue	03/18/20	4.000 - 4.000	450,000	322,169	5,148.50	03/30	WESBK-WHEEL	BR
Glen Dale 20 Sewer Reserve	03/18/20				16,958.65			
Glen Dale 11-A Water Reserve	04/21/11				95,417.76			
Glen Dale 98-A Water Revenue	08/26/98	6.250 - 6.250	500,000	304,812	17,941.70	10/35	BNY	S&J
Glen Dale 98-A Water Reserve	08/26/98				35,724.91			
Grafton 15-A Hospital Reserve	10/28/15				127,273.47			
Grafton 15-B Hospital Reserve	10/28/15				27,518.80			
Grafton 00 Water & Sewer System Design Revenue	07/07/00	0.000 - 0.000	718,500	191,584	6,479.29	06/31	DEP	S&J
Grafton 00 Water & Sewer System Design Reserve	07/07/00				26,699.07			
Grafton 05-A Water & Sewer Revenue	12/19/05	0.000 - 0.000	4,227,582	2,078,552	39,378.40	03/38	DEP	S&J
Grafton 05-A Water & Sewer Reserve	12/19/05				146,020.88			
Grafton 94 Water & Sewer Revenue	07/27/94	6.750 - 6.750	2,830,000	1,573,627	144,965.81	10/33	BNY	S&J
Grafton 94 Water & Sewer Reserve	07/27/94				211,929.43			
Grandview-Doolin PSD 00-A Water Revenue	05/02/00	0.000 - 0.000	1,483,979	408,078	14,310.22	09/31	BPH	S&J
Grandview-Doolin PSD 00-A Water Reserve	05/02/00				54,140.71			
Grandview-Doolin PSD 00-B Water Revenue	05/02/00	0.000 - 0.000	3,305,290	1,438,009	15,995.04	03/40	UNB	S&J
Grandview-Doolin PSD 00-B Water Reserve	05/02/00				93,961.76			
Grandview-Doolin PSD 14-A Water Revenue	11/20/14	1.000 - 1.000	7,999,678	6,754,495	25,045.93	09/54	UNB	S&J
Grandview-Doolin PSD 14-A Water Reserve	11/20/14				187,804.96			
Grandview-Doolin PSD 22-A Water Revenue	09/14/22	2.000 - 2.000	163,500	159,086	662.37	03/53	UNB	S&J
Grandview-Doolin PSD 22-A Water Reserve	09/14/22				243.52			
Grant County PSD 05-A Water Revenue	07/28/05	0.000 - 0.000	1,833,369	1,040,880	9,185.83	06/45	UNB	JK
Grant County PSD 05-A Water Reserve	07/28/05				50,435.90			
Grant County PSD 08-A Water Reserve	03/27/08				26,688.76			
Grant County PSD 11-A Water Revenue	03/22/11	3.000 - 3.000	328,300	172,084	2,414.31	06/32	UNB	S&J
Grant County PSD 11-A Water Reserve	03/22/11				22,383.80			
Grant County PSD 11-B Water Revenue	03/22/11	1.000 - 1.000	115,000	76,774	438.64	06/42	UNB	S&J

ACCOUNT NAME	ISSUE DATE	INTEREST	ORIGINAL ISSUANCE	6/30/2023 OUTSTANDING	6/30/2023 ACCT BALANCE	LAST DATE	PAYING AGENT	BOND COUNSEL
Grant County PSD 11-B Water Reserve	03/22/11				4,542.91			
Grant County PSD 16-A Water Refunding Revenue	06/23/16	2.970 - 2.970	126,000	20,381	1,620.43	08/24	SUMMIT CM B	S&J
Grant County PSD 16-A Water Refunding Reserve	06/23/16				13,431.46			
Grant County PSD 16-B Water Refunding Revenue	06/23/16	3.310 - 3.310	119,600	68,815	974.72	09/30	SUMMIT CM B	S&J
Grant County PSD 16-B Water Refunding Reserve	06/23/16				11,414.60			
Grant County PSD 16-C Water Refunding Revenue	06/23/16	3.340 - 3.340	337,000	205,141	2,621.03	08/31	SUMMIT CM B	S&J
Grant County PSD 16-C Water Refunding Reserve	06/23/16				30,693.12			
Grant County PSD 99 Water Reserve	02/25/99				107,835.52			
Grant Town 10-A Water Revenue	07/20/10	0.000 - 0.000	1,610,000	1,111,452	3,932.76	06/50	UNB	S&J
Grant Town 10-A Water Reserve	07/20/10				43,282.78			
Grantsville 09-A Sewer Revenue	11/12/09	0.000 - 0.000	343,361	234,091	1,489.47	09/49	DEP	S&J
Grantsville 09-A Sewer Reserve	11/12/09				9,829.27			
Grantsville 15-A Sewer Reserve	05/15/15				5,865.84			
Grantsville 15-B Sewer Reserve	05/15/15				1,710.87			
Grantsville 11-A Water Reserve	12/27/11				48,542.66			
Grantsville 21-A Water Reserve	08/16/21				0.00			
Grantsville 91 Water Reserve	02/27/91				4,822.96			
Grantsville 91 Water Depreciation	02/27/91				6,342.75			
Greater Harrison County PSD 03-A Sewer Revenue	06/26/03	0.000 - 0.000	1,981,165	1,029,155	5,563.37	06/43	DEP	S&J
Greater Harrison County PSD 03-A Sewer Reserve	06/26/03				56,224.93			
Greater Harrison County PSD 03-B Sewer Revenue	06/26/03	0.000 - 0.000	4,130,000	2,145,454	10,589.12	06/43	UNB	S&J
Greater Harrison County PSD 03-B Sewer Reserve	06/26/03				117,204.58			
Greater Harrison County PSD 08-A Sewer Revenue	10/27/08	0.000 - 0.000	943,500	610,848	2,435.30	09/48	UNB	S&J
Greater Harrison County PSD 08-A Sewer Reserve	10/27/08				25,603.86			
Greater Harrison County PSD 16-A Sewer Revenue	07/20/16	0.000 - 0.000	2,460,423	2,066,223	7,061.17	12/54	DEP	S&J
Greater Harrison County PSD 16-A Sewer Reserve	07/20/16				41,960.85			
Greater Harrison County PSD 19-A Sewer Reserve	08/26/19				75,018.37			
Greater Harrison County PSD 19-B Sewer Reserve	08/26/19				15,983.44			

ACCOUNT NAME	ISSUE DATE	INTEREST	ORIGINAL ISSUANCE	6/30/2023 OUTSTANDING	6/30/2023 ACCT BALANCE	LAST DATE	PAYING AGENT	BOND COUNSEL
Greater Harrison County PSD 19-C Sewer Revenue	08/26/19	0.250 - 0.250	9,878,500	9,831,788	6,074.10	06/57	DEP	S&J
Greater Harrison County PSD 19-C Sewer Reserve	08/26/19				60,907.07			
Greater Harrison County PSD 20-A Sewer Revenue	07/30/20	0.250 - 0.250	7,424,500	7,217,318	19,218.75	06/60	DEP	S&J
Greater Harrison County PSD 20-A Sewer Reserve	07/30/20				22,642.84			
Greater Harrison County (Grant Un) PSD 86-A Sewer Revenue	11/06/86	8.380 - 8.380	1,758,771	507,920	100,868.05	10/26	BNY	S&J
Greater Harrison County PSD 86-A S Reserve (R)*	11/06/86				160,037.04			
Greater Harrison County (Grant Un) PSD 86-B Sewer Revenue	11/06/86	0.000 - 0.000	431,387	45,409	9,077.48	10/26	BNY	S&J
Greater Harrison County PSD 86-B S Reserve (R)*	11/06/86				12,408.57			
Greater Harrison County (Grant Un) PSD 90-A Sewer Revenue	04/06/90	7.850 - 7.850	285,908	123,958	13,792.81	10/29	BNY	S&J
Greater Harrison County PSD 90-A S Reserve (R)*	04/06/90				24,517.62			
Greater Harrison County (Grant Un) PSD 90-B Sewer Revenue	04/06/90	0.000 - 0.000	13,342	2,395	273.54	10/29	BNY	S&J
Greater Harrison County PSD 90-B Sewer Reserve(R)*	04/06/90				373.70			
Greater Harrison County PSD 04-A Water Revenue	07/27/04	0.000 - 0.000	703,000	383,454	2,001.01	06/44	UNB	S&J
Greater Harrison County PSD 04-A Water Reserve	07/27/04				19,950.56			
Greater Harrison County PSD 06-A Water Revenue	03/29/06	0.000 - 0.000	1,250,000	733,840	3,191.59	03/46	UNB	S&J
Greater Harrison County PSD 06-A Water Reserve	03/29/06				35,101.96			
Greater Harrison County PSD 09-A Water Revenue	03/16/09	0.000 - 0.000	1,500,000	996,744	3,815.21	03/49	UNB	S&J
Greater Harrison County PSD 09-A Water Reserve	03/16/09				42,326.15			
Greater Harrison County PSD 14-A Water Reserve	12/05/14				127,631.73			
Greater Marion PSD 00 Sewer Revenue	12/11/00	0.000 - 0.000	400,000	109,989	1,494.19	09/31	DEP	S&J
Greater Marion PSD 00 Sewer Reserve (R)*	12/11/00				14,563.74			
Greater Marion PSD 13-A Sewer Revenue	02/01/13	0.000 - 0.000	1,663,080	1,580,226	2,948.81	12/52	DEP	S&J
Greater Marion PSD 13-A Sewer Reserve	02/01/13				29,236.45			
Greater Marion PSD 99-B Sewer Revenue	06/23/99	0.000 - 0.000	1,700,000	701,912	4,323.37	06/39	UNB	S&J
Greater Marion PSD 99-B Sewer Reserve (R)*	06/23/99				47,925.43			
Greater Paw Paw Sanitary Dist 18-A Sewer Revenue	05/03/18	0.750 - 0.750	2,960,000	2,585,354	9,867.92	03/48	DEP	S&J
Greater Paw Paw Sanitary Dist 18-A Sewer Reserve	05/03/18				46,782.10			
Greater Paw Paw Sanitary Dist 87-A Sewer Revenue	04/07/87	8.380 - 8.380	1,548,258	447,131	83,370.65	10/26	BNY	S&J

ACCOUNT NAME	ISSUE DATE	INTEREST	ORIGINAL ISSUANCE	6/30/2023 OUTSTANDING	6/30/2023 ACCT BALANCE	LAST DATE	PAYING AGENT	BOND COUNSEL
Greater Paw Paw Sanitary Dist 87-A Sewer Reserve	04/07/87				136,145.00			
Greater Paw Paw Sanitary Dist 87-B Sewer Revenue	04/07/87	0.000 - 0.000	379,753	39,974	7,495.13	10/26	BNY	S&J
Greater Paw Paw Sanitary Dist 87-B Sewer Reserve	04/07/87				9,994.00			
Greater Paw Paw Sanitary Dist 92-A Sewer Revenue	04/22/92	7.750 - 7.750	483,871	250,336	20,043.01	10/31	BNY	S&J
Greater Paw Paw Sanitary Dist 92-A Sewer Reserve	04/22/92				39,659.00			
Greater Paw Paw Sanitary Dist 92-B Sewer Revenue	04/22/92	0.000 - 0.000	16,129	3,722	310.17	10/31	BNY	S&J
Greater Paw Paw Sanitary Dist 92-B Sewer Reserve	04/22/92				414.00			
Greater St Albans PSD 07-A Sewer Revenue	08/28/07	0.000 - 0.000	1,850,000	955,814	6,213.16	12/38	DEP	S&J
Greater St Albans PSD 07-A Sewer Reserve	08/28/07				67,309.07			
Greater St Albans PSD 10-A Sewer Revenue	01/29/10	0.000 - 0.000	1,276,820	890,401	3,320.48	12/49	DEP	S&J
Greater St Albans PSD 10-A Sewer Reserve	01/29/10				36,686.84			
Greater St Albans PSD 10-C Sewer Revenue	01/29/10	0.000 - 0.000	5,000,000	3,486,830	12,325.99	12/49	UNB	S&J
Greater St Albans PSD 10-C Sewer Reserve	01/29/10				143,647.58			
Greater St Albans PSD 16-A Sewer Revenue	06/17/16	0.500 - 0.500	16,354,939	14,682,573	59,875.19	09/46	DEP	S&J
Greater St Albans PSD 16-A Sewer Reserve	06/17/16				838,447.60			
Greater St Albans PSD 90-A Sewer Revenue	08/24/90	8.100 - 8.100	3,079,067	1,364,807	157,170.12	10/29	BNY	VLF
Greater St Albans PSD 90-A Sewer Reserve	08/24/90				268,976.53			
Greater St Albans PSD 90-B Sewer Revenue	08/24/90	0.000 - 0.000	139,054	25,615	3,659.49	10/29	BNY	VLF
Greater St Albans PSD 90-B Sewer Reserve	08/24/90				4,016.96			
Green Valley-Glenwood PSD 10-A Sewer Refunding Revenue	12/29/10	3.630 - 3.630	1,290,000	213,728	34,624.73	05/25	Truist Govrn	S&J
Green Valley-Glenwood PSD 10-A Sewer Ref Reserve	12/29/10				126,251.48			
Green Valley-Glenwood PSD 14-A Sewer Refunding Revenue	07/23/14	0.500 - 0.500	890,330	672,955	3,530.55	09/45	DEP	S&J
Green Valley Glenwood PSD 14-A Sewer Ref Reserve	07/23/14				26,544.97			
Green Valley Glenwood PSD 17-A Sewer Ref Revenue	12/21/17	2.100 - 4.000	3,230,000	2,750,000	76,311.30	12/41	DTC	S&J
Green Valley Glenwood PSD 17-A Sewer Ref Reserve	12/21/17				229,166.26			
Green Valley Glenwood PSD 17-B Sewer Ref Revenue	12/21/17	3.000 - 3.625	400,000	320,000	10,659.43	12/36	DTC	S&J
Green Valley Glenwood PSD 17-B Sewer Ref Reserve	12/21/17				28,379.72			
Green Valley-Glenwood PSD 98-B Sewer Revenue	11/25/98	0.000 - 0.000	317,500	124,135	1,550.35	09/38	UNB	S&J

ACCOUNT NAME	ISSUE DATE	INTEREST	ORIGINAL ISSUANCE	6/30/2023 OUTSTANDING	6/30/2023 ACCT BALANCE	LAST DATE	PAYING AGENT	BOND COUNSEL
Green Valley-Glenwood PSD 98-B Sewer Reserve	11/25/98				9,931.83			
Green Valley-Glenwood PSD 05-A Water Reserve	07/08/05				78,471.55			
Green Valley-Glenwood PSD 05-B Water Reserve	07/08/05				37,266.67			
Green Valley-Glenwood PSD 16-A Water Reserve	08/19/16				309,135.86			
Greenbrier County PSD #2 20-A Sewer Revenue	12/16/20	0.750 - 0.750	1,310,000	254,243	89,884.05	09/24	Truist/WDA	JK
Greenbrier County PSD #2 97-B Sewer Revenue	12/11/97	0.000 - 0.000	755,000	278,917	5,032.75	12/37	UNB	S&J
Greenbrier County PSD #2 97-B Sewer Reserve	12/11/97				24,460.45			
Greenbrier County PSD #2 18-A Water Revenue	05/31/18	0.500 - 0.500	6,015,000	5,358,814	21,145.29	12/49	BPH	JK
Greenbrier County PSD #2 18-A Water Reserve	05/31/18				79,812.37			
Greenbrier County Schools 16 Refunding GO	07/27/16	1.500 - 5.000	23,250,000	3,400,000	290,292.90	05/24	DTC	BR
Greenbrier County Schools 16 Ref GO Sur Col	07/27/16				1,271,459.82			
Greenbrier PSD #1 17-A Sewer Refunding Revenue	05/11/17	2.000 - 3.750	5,435,000	4,875,000	151,647.28	10/47	DTC	JK
Greenbrier PSD #1 17-A Sewer Refunding Reserve	05/11/17				304,699.17			
Greenbrier PSD #1 22-A Sewer Revenue	12/21/22	4.625 - 5.000	9,290,000	9,290,000	241,731.17	10/52	DTC	JK
Greenbrier PSD #1 22-A Sewer Reserve	12/22/22				0.00		SB	10/01/2052
Greenbrier PSD #1 22-A Sewer Capitalized Interest	12/22/22				514,212.58			
Hammond PSD 02-A Water Revenue	04/16/02	0.000 - 0.000	472,620	225,774	4,588.31	03/42	UNB	S&J
Hammond PSD 02-A Water Reserve	04/16/02				13,354.25			
Hammond PSD 17-B Water Refunding Revenue	02/28/17	3.900 - 3.900	785,000	568,099	11,108.92	09/34	OVB	S&J
Hammond PSD 17-B Water Refunding Reserve	02/28/17				68,009.59			
Hampshire County EDA 22 Remediation Note	05/26/22	0.750 - 0.750	190,560	190,560	0.00	09/34	DEP	HS
Hampshire County Schools 21 GO	05/20/21	1.000 - 2.000	26,200,000	21,535,000	401,641.91	06/31	DTC	S&J
Hampshire County Schools 21 GO Sur Col	05/20/21				649,154.92			
Hamrick PSD 09-A Sewer Revenue	12/04/09	0.000 - 0.000	215,781	124,063	694.46	09/40	DEP	S&J
Hamrick PSD 09-A Sewer Reserve	12/04/09				7,875.59			
Hamrick PSD 98-B Sewer Revenue	01/20/98	2.000 - 2.000	1,550,000	726,273	8,424.46	12/37	UNB	S&J
Hamrick PSD 98-B Sewer Reserve	01/20/98				59,129.96			
Hamrick PSD 03-A Water Revenue	03/31/03	0.000 - 0.000	760,000	272,319	3,449.64	03/34	BPH	S&J

ACCOUNT NAME	ISSUE DATE	INTEREST	ORIGINAL ISSUANCE	6/30/2023 OUTSTANDING	6/30/2023 ACCT BALANCE	LAST DATE	PAYING AGENT	BOND COUNSEL
Hamrick PSD 03-A Water Reserve	03/31/03				27,697.09			
Hamrick PSD 17-A Water Revenue	01/17/17	1.000 - 1.000	4,150,000	3,696,813	16,919.69	12/56	UNB	S&J
Hamrick PSD 17-A Water Reserve	01/17/17				131,818.12			
Hancock County PSD 02 Sewer Revenue	08/01/02	0.000 - 0.000	1,000,000	493,506	4,942.17	06/42	UNB	S&J
Hancock County PSD 02 Sewer Reserve	08/01/02				28,315.18			
Hancock County PSD 04-A Sewer Revenue	06/08/04	0.000 - 0.000	899,699	481,367	8,473.09	06/44	DEP	S&J
Hancock County PSD 04-A Sewer Reserve	06/08/04				23,440.30			
Hancock County PSD 08-A Sewer Revenue	08/12/08	0.000 - 0.000	4,569,751	3,581,550	29,246.70	06/35	DEP	S&J
Hancock County PSD 08-A Sewer Reserve	08/12/08				315,989.14			
Hancock County PSD 08-B Sewer Revenue	08/12/08	0.000 - 0.000	5,468,620	3,597,764	13,926.27	06/48	UNB	S&J
Hancock County PSD 08-B Sewer Reserve	08/12/08				156,681.27			
Hancock County PSD 17-A Sewer Revenue	12/21/17	0.250 - 0.250	5,550,000	5,060,567	14,502.29	12/57	DEP	JK
Hancock County PSD 17-A Sewer Reserve	12/21/17				56,577.63			
Hancock County PSD 22-A Sewer Revenue	08/25/22	1.750 - 1.750	556,160	174,565	2,108.91	06/52	DEP	JK
Hancock County PSD 22-A Sewer Reserve	08/25/22				204.13			
Hancock County PSD 95-A Sewer Revenue	12/07/95	6.750 - 6.750	289,532	162,926	14,443.39	10/33	BNY	S&J
Hancock County PSD 95-A Sewer Reserve (R)*	12/07/95				22,209.07			
Hancock County PSD 95-B Sewer Revenue	12/07/95	6.250 - 6.250	1,080,088	650,088	48,919.95	10/35	BNY	S&J
Hancock County PSD 95-B Sewer Reserve (R)*	12/07/95				77,119.31			
Hancock County Schools 19 Refunding GO	12/17/19	2.497 - 4.114	30,955,000	25,155,000	210,159.46	05/36	DTC & KeyBank	D&S
Hancock County Schools 19 GO Surplus Collections	12/17/19				1,448,667.22			
Handley 90-A Sewer Revenue	07/27/90	8.100 - 8.100	155,251	68,816	7,353.21	10/29	BNY	VLF
Handley 90-A Sewer Reserve	07/27/90				13,562.56			
Handley 90-B Sewer Revenue	07/27/90	0.000 - 0.000	7,011	1,292	148.48	10/29	BNY	VLF
Handley 90-B Sewer Reserve	07/27/90				191.39			
Hardy County PSD 14-A Sewer Revenue	03/07/14	0.000 - 0.000	1,271,950	1,009,339	3,266.99	06/30	UNB	S&J
Hardy County PSD 14-A Sewer Reserve	03/07/14				28,055.90			
Hardy County PSD 01-A Water Reserve	09/18/01				38,529.86			

ACCOUNT NAME	ISSUE DATE	INTEREST	ORIGINAL ISSUANCE	6/30/2023 OUTSTANDING	6/30/2023 ACCT BALANCE	LAST DATE	PAYING AGENT	BOND COUNSEL
Hardy County PSD 02-A Water Revenue	03/19/02	0.000 - 0.000	1,215,824	588,302	3,528.63	03/42	UNB	S&J
Hardy County PSD 02-A Water Reserve	03/19/02				34,325.85			
Hardy County PSD 03-A Water Revenue	07/30/03	0.000 - 0.000	534,200	275,716	1,552.94	06/43	UNB	S&J
Hardy County PSD 03-A Water Reserve	07/30/03				15,068.26			
Hardy County PSD 08-A Water Reserve	10/14/08				130,646.88			
Hardy County PSD 10-A Water Revenue	09/30/10	0.000 - 0.000	1,641,250	1,161,640	4,250.99	09/50	UNB	S&J
Hardy County PSD 10-A Water Reserve	09/30/10				46,668.87			
Hardy County PSD 17-A Water Refunding Revenue	04/19/17	2.950 - 2.950	139,000	73,730	1,283.02	02/29	CVB	S&J
Hardy County PSD 17-A Water Refunding Reserve	04/19/17				14,463.95			
Hardy County PSD 17-B Water Refunding Revenue	04/19/17	3.300 - 3.300	26,000	15,430	224.20	06/30	CVB	S&J
Hardy County PSD 17-B Water Refunding Reserve	04/19/17				2,527.39			
Hardy County PSD 17-C Water Refunding Revenue	04/19/17	3.150 - 3.150	208,000	142,030	1,514.36	05/33	CVB	S&J
Hardy County PSD 17-C Water Refunding Reserve	04/19/17				17,071.50			
Hardy County PSD 17-D Water Refunding Revenue	04/19/17	3.250 - 3.250	422,900	312,926	2,781.38	11/35	GCB	S&J
Hardy County PSD 17-D Water Refunding Reserve	04/19/17				31,354.51			
Hardy County PSD 17-E Water Refunding Revenue	04/19/17	3.400 - 3.400	430,400	331,654	2,703.70	06/37	GCB	S&J
Hardy County PSD 17-E Water Refunding Reserve	04/19/17				30,479.87			
Hardy County PSD 20-A Water Reserve	02/10/20				10,009.73			
Hardy County PSD 22-A Water Reserve	12/15/22				1,847.02			
Hardy County Schools 12 GO	10/25/12	2.000 - 3.000	21,545,000	10,310,000	89,804.25	06/30	DTC	BR
Hardy County Schools 12 GO Sur Col	10/25/12				1,308,740.68			
Harman 08-A Sewer Revenue	11/07/08	0.000 - 0.000	300,000	199,326	755.94	09/48	UNB	S&J
Harman 08-A Sewer Reserve	11/07/08				8,186.15			
Harman 16-A Water Revenue	08/19/16	0.000 - 0.000	3,435,000	2,983,020	8,672.10	06/56	UNB	S&J
Harman 16-A Water Reserve	08/16/16				47,755.91			
Harpers Ferry 08-A Water Reserve	03/13/08				18,689.01			
Harpers Ferry 21-A Water Reserve	03/11/21				52,177.61			
Harpers Ferry 86-A Water Revenue	12/19/86	8.380 - 8.380	611,912	176,715	42,665.87	10/26	BNY	S&J

ACCOUNT NAME	ISSUE DATE	INTEREST	ORIGINAL ISSUANCE	6/30/2023 OUTSTANDING	6/30/2023 ACCT BALANCE	LAST DATE	PAYING AGENT	BOND COUNSEL
Harpers Ferry 86-A Water Reserve	12/19/86				55,022.59			
Harpers Ferry 86-B Water Revenue	12/19/86	0.000 - 0.000	150,088	15,799	6,800.15	10/26	BNY	S&J
Harpers Ferry-Bolivar PSD 09-A Sewer Revenue	07/21/09	0.000 - 0.000	629,612	236,101	3,559.06	12/30	DEP	JK
Harpers Ferry-Bolivar PSD 09-A Sewer Reserve	07/21/09				34,302.96			
Harpers Ferry-Bolivar PSD 18-A Sewer Revenue	01/26/18	2.500 - 2.500	2,851,702	2,362,661	20,366.03	12/37	DEP	JK
Harpers Ferry-Bolivar PSD 18-A Sewer Reserve	01/26/18				77,792.97			
Harrisville 08-A Sewer Reserve	11/20/08				24,026.35			
Harrisville 13-A Sewer Reserve	12/13/13				3,401.31			
Harrisville 13-B Sewer Reserve	12/13/13				66,614.06			
Harrisville 90 Sewer Reserve	04/17/90				37,242.58			
Harrisville 08-A Water Reserve	08/15/08				38,739.93			
Harrisville 08-B Water Reserve	09/18/08				15,228.64			
Harrisville 12-A Water Reserve	02/03/12				15,904.87			
Harrisville 14-A Water Reserve	07/25/14				16,625.49			
Harrisville 14-B Water Revenue	07/25/14	1.000 - 1.000	290,000	240,612	890.46	06/54	UNB	JK
Harrisville 14-B Water Reserve	07/25/14				7,476.21			
Hartford 15-A Water Revenue	08/18/15	0.500 - 0.500	207,136	159,886	1,187.17	03/46	BPH	S&J
Hartford 15-A Water Reserve	08/18/15				5,749.26			
Hartford 18-A Water Revenue	06/27/18	0.500 - 0.500	1,425,864	1,259,099	5,320.18	09/49	BPH	S&J
Hartford 18-A Water Reserve	06/27/18				53,921.30			
Hillsboro 86-A Sewer Revenue	05/30/86	9.750 - 9.750	280,400	70,339	22,707.94	10/25	BNY	LFG
Hillsboro 86-A Sewer Reserve	05/30/86				28,797.28			
Hillsboro 86-B Sewer Revenue	05/30/86	0.000 - 0.000	139,600	11,021	3,528.96	10/25	BNY	LFG
Hillsboro 86-B Sewer Reserve	05/30/86				3,947.64			
Hinton 04-A Sewer Revenue	03/30/04	0.000 - 0.000	490,000	260,705	4,873.79	03/44	DEP	S&J
Hinton 04-A Sewer Reserve	03/30/04				12,847.44			
Hinton 12-A Sewer Revenue	08/29/12	0.000 - 0.000	1,228,000	924,985	3,095.37	06/52	DEP	S&J
Hinton 12-A Sewer Reserve	08/29/12				32,031.15			

ACCOUNT NAME	ISSUE DATE	INTEREST	ORIGINAL ISSUANCE	6/30/2023 OUTSTANDING	6/30/2023 ACCT BALANCE	LAST DATE	PAYING AGENT	BOND COUNSEL
Hinton 90-A Sewer Revenue	06/14/90	7.850 - 7.850	637,262	276,291	34,227.90	10/29	BNY	S&J
Hinton 90-A Sewer Reserve	06/14/90				53,987.13			
Hinton 90-B Sewer Revenue	06/14/90	0.000 - 0.000	29,738	5,338	1,572.55	10/29	BNY	S&J
Hinton 90-B Sewer Reserve	06/14/90				787.40			
Hinton 90-C Sewer Reserve	06/14/90				40,248.63			
Hodgesville PSD 02-A Water Reserve	12/18/02				66,618.62			
Hodgesville PSD 11-A Water Reserve	04/14/11				61,510.84			
Hughes River Water 08-A Water Reserve	12/18/08				21,893.99			
Hughes River Water 08-B Water Reserve	12/18/08				6,369.80			
Huntington 10-A Sewer Revenue	01/12/10	2.000 - 2.000	4,022,945	1,540,526	50,729.46	03/30	DEP	S&J
Huntington 10-A Sewer Reserve	01/12/10				250,069.22			
Huntington 10-B Sewer Revenue	11/10/10	2.000 - 2.000	2,622,055	1,243,062	24,410.62	12/31	DEP	S&J
Huntington 10-B Sewer Reserve	11/10/10				168,022.94			
Huntington 15-A Sewer Revenue	03/26/15	2.000 - 3.750	5,630,000	4,335,000	221,579.44	11/35	DTC	S&J
Huntington 15-A Sewer Reserve	03/26/15				450,767.81			
Huntington 16-A Sewer Refunding Revenue	04/08/16	2.020 - 2.020	2,816,000	400,000	410,290.03	11/23	SIGNBK	S&J
Huntington 22-A Sewer Refunding Revenue	11/30/22	4.390 - 4.390	6,170,000	6,071,402	47,805.45	02/38	Truist Govrn	S&J
Huntington 22-A Sewer Refunding Reserve	11/30/22				30,119.43			
Huntington 23 Stormwater Refunding BAN	04/27/23	3.990 - 3.990	4,000,000	4,000,000	13,365.61	05/26	UB -Parkersburg	S&J
Hurricane 05-B Sewer Revenue	08/09/05	3.000 - 3.000	1,114,236	251,077	76,276.93	10/25	BNY	S&J
Hurricane 05-B Sewer Reserve	08/09/05				94,226.74			
Hurricane 05-C Sewer Revenue	08/09/05	5.000 - 5.000	485,764	109,460	33,253.21	10/25	BNY	S&J
Hurricane 05-C Sewer Reserve	08/09/05				41,101.56			
Hurricane 21-A Sewer Refunding Revenue	04/28/21	1.600 - 1.600	3,340,000	2,263,842	93,312.99	08/27	Truist Govrn	S&J
Hurricane 21-A Sewer Refunding Reserve	04/28/21				345,057.34			
Hurricane 94 Water Revenue	05/05/94	6.750 - 6.750	1,100,000	611,657	54,047.90	10/33	BNY	S&J
Hurricane 94 Water Reserve	05/05/94				82,374.30			
Huttonsville PSD 03-A Sewer Revenue	06/03/03	0.000 - 0.000	3,934,000	1,822,368	11,652.17	03/39	UNB	JK

ACCOUNT NAME	ISSUE DATE	INTEREST	ORIGINAL ISSUANCE	6/30/2023 OUTSTANDING	6/30/2023 ACCT BALANCE	LAST DATE	PAYING AGENT	BOND COUNSEL
Huttonsville PSD 03-A Sewer Reserve	06/06/03				126,418.85			
Huttonsville PSD 03-B Sewer Reserve	06/06/03				30,984.14			
Huttonsville PSD 11-A Sewer Reserve	04/25/11				53,081.32			
Huttonsville PSD 11-B Sewer Revenue	04/25/11	0.000 - 0.000	800,000	580,340	2,081.59	03/51	UNB	S&J
Huttonsville PSD 11-B Sewer Reserve	04/25/11				22,857.15			
Huttonsville PSD 11-C Sewer Revenue	04/25/11	0.000 - 0.000	200,000	144,980	518.64	03/51	UNB	S&J
Huttonsville PSD 11-C Sewer Reserve	04/25/11				5,724.36			
Huttonsville PSD 21-A Sewer Revenue	04/15/21	0.250 - 0.250	233,128	221,613	618.55	03/60	DEP	S&J
Huttonsville PSD 21-A Sewer Reserve	04/15/21				1,357.95			
Huttonsville PSD 22-A Sewer Revenue	06/16/22	0.250 - 0.250	1,266,872	1,226,872	0.00	06/62	DEP	S&J
Huttonsville PSD 22-A Sewer Reserve	06/16/22				0.00			
Huttonsville PSD 00-A Water Reserve (R)*	07/27/00				41,676.95			
Huttonsville PSD 04-A Water Revenue	08/25/04	0.000 - 0.000	952,000	522,666	2,656.67	06/44	UNB	JK
Huttonsville PSD 04-A Water Reserve (R)*	08/25/04				27,187.67			
Huttonsville PSD 04-B Water Reserve (R)*	08/24/04				22,803.06			
Huttonsville PSD 12-A Water Revenue	08/07/12	0.000 - 0.000	244,500	160,942	895.73	03/43	BPH	S&J
Huttonsville PSD 12-A Water Reserve (R)*	08/07/12				8,397.73			
Huttonsville PSD 12-B Water Reserve	12/18/12				213,454.01			
Huttonsville PSD 12-C Water Revenue	12/18/12	0.000 - 0.000	1,085,000	836,780	2,812.91	12/52	UNB	S&J
Huttonsville PSD 12-C Water Reserve	12/18/12				26,568.92			
Huttonsville PSD 12-D Water Revenue	12/18/12	1.000 - 1.000	1,100,000	884,079	3,476.79	12/52	UNB	S&J
Huttonsville PSD 12-D Water Reserve	12/18/12				32,446.91			
Huttonsville PSD 12-E Water Revenue	12/18/12	0.000 - 0.000	1,700,000	1,636,661	916.88	09/45	UNB	S&J
Huttonsville PSD 12-E Water Reserve	12/18/12				44,241.01			
Huttonsville PSD 15-A Water Reserve	06/05/15				46,015.10			
Huttonsville PSD 15-B Water Revenue	06/05/15	0.000 - 0.000	3,655,500	2,893,925	13,801.50	03/47	BPH	S&J
Huttonsville PSD 15-B Water Reserve	06/05/15				133,122.51			
Huttonsville PSD 96 Water Reserve (R)*	06/07/96				57,008.10			

ACCOUNT NAME	ISSUE DATE	INTEREST	ORIGINAL ISSUANCE	6/30/2023 OUTSTANDING	6/30/2023 ACCT BALANCE	LAST DATE	PAYING AGENT	BOND COUNSEL
Huttonsville 14-A Water Revenue	08/18/14	1.000 - 1.000	576,000	480,454	1,784.31	06/54	UNB	S&J
Huttonsville 14-A Water Reserve	08/18/14				14,435.64			
Jane Lew PSD 05-A Sewer Revenue	07/19/05	0.000 - 0.000	959,015	540,983	2,566.85	06/45	UNB	S&J
Jane Lew PSD 05-A Sewer Reserve	07/19/05				26,849.80			
Jane Lew PSD 13-A Sewer Revenue	05/06/13	0.000 - 0.000	5,167,000	4,018,752	13,756.79	03/53	UNB	S&J
Jane Lew PSD 13-A Sewer Reserve	05/06/13				122,829.63			
Jane Lew PSD 09-A Water Revenue	10/23/09	0.000 - 0.000	429,399	250,461	2,643.50	12/40	BPH	S&J
Jane Lew PSD 09-A Water Reserve	10/23/09				14,839.34			
Jane Lew PSD 21 Water Refunding Revenue	09/10/21	3.700 - 3.700	484,776	460,556	2,684.97	12/44	OVB	BR
Jane Lew PSD 21 Water Refunding Reserve	09/10/21				32,177.12			
Jefferson County Schools 21 GO	05/27/21	2.000 - 3.000	43,735,000	39,085,000	403,157.69	06/36	DTC	BR
Jefferson County Schools 21 GO Sur Col	05/27/21				716,209.16			
Junior 04-A Sewer Revenue	10/25/04	0.000 - 0.000	902,250	375,938	168.46	12/35	DEP	S&J
Junior 04-A Sewer Reserve	10/25/04				30,076.80			
Junior 12-A Sewer Reserve	06/21/12				8,292.00			
Junior 09-A Water Revenue	09/10/09	0.000 - 0.000	690,000	467,400	3,236.56	09/49	UNB	S&J
Junior 09-A Water Reserve	09/10/09				19,521.23			
Justice PSD 93 Water Revenue	11/24/93	6.750 - 6.750	439,000	242,803	15,971.85	10/33	BNY	JK
Justice PSD 93 Water Reserve	11/24/93				31,978.00			
Kanawha Falls PSD 03-A Sewer Revenue	11/06/03	0.000 - 0.000	1,990,400	779,549	8,606.31	03/35	DEP	JK
Kanawha Falls PSD 03-A Sewer Reserve	11/06/03				71,281.74			
Kanawha Falls PSD 20-A Sewer Revenue	08/20/20	1.500 - 1.500	7,261,790	6,818,845	43,088.28	03/52	DEP	S&J
Kanawha Falls PSD 20-A Sewer Reserve	08/20/20				41,107.33			
Kanawha Falls PSD 02-A Water Reserve	02/22/02				25,068.90			
Kanawha (UKV) PSD 02-A Sewer Revenue	03/15/02	0.500 - 0.500	300,000	94,382	1,102.71	03/32	UNB	S&J
Kanawha (UKV) PSD 02-A Sewer Reserve	03/15/02				11,281.32			
Kanawha (Chelyan) PSD 02 Sewer Revenue	06/04/02	0.000 - 0.000	3,118,574	1,539,036	8,010.95	06/42	UNB	G&G
Kanawha (Chelyan) PSD 02 Sewer Reserve	06/04/02				88,497.89			

ACCOUNT NAME	ISSUE DATE	INTEREST	ORIGINAL ISSUANCE	6/30/2023 OUTSTANDING	6/30/2023 ACCT BALANCE	LAST DATE	PAYING AGENT	BOND COUNSEL
Kanawha (Chelyan) PSD 09-A Sewer Revenue	12/15/09	0.000 - 0.000	2,761,569	1,139,129	15,037.20	09/31	DEP	JK
Kanawha (Chelyan) PSD 09-A Sewer Reserve	12/15/09				142,903.20			
Kanawha (Chelyan) PSD 94-A Sewer Revenue	04/22/94	6.750 - 6.750	1,023,500	569,119	39,721.86	10/33	BNY	JK
Kanawha (Chelyan) PSD 94-A Sewer Reserve	04/22/94				76,645.56			
Kanawha (Chelyan) PSD 94-B Sewer Revenue	04/22/94	6.750 - 6.750	175,276	97,462	6,803.54	10/33	BNY	JK
Kanawha (Chelyan) PSD 94-B Sewer Reserve	04/22/94				13,125.85			
Kanawha (Chelyan) PSD 95-A Sewer Revenue	06/29/95	6.750 - 6.750	634,000	354,570	24,751.13	10/33	BNY	JK
Kanawha (Chelyan) PSD 95-A Sewer Reserve	06/29/95				47,751.87			
Kanawha (Chelyan) PSD 99-A Sewer Revenue	07/15/99	0.000 - 0.000	2,518,000	650,473	8,969.12	03/31	DEP	JK
Kanawha (Chelyan) PSD 99-A Sewer Reserve	07/15/99				91,691.52			
Kanawha (UKV) PSD 99 Sewer Revenue	10/21/99	0.000 - 0.000	5,768,297	2,434,640	14,844.02	09/39	UNB	S&J
Kanawha (UKV) PSD 99 Sewer Reserve	10/21/99				163,680.43			
Kenova 07-A Sewer Revenue	07/12/07	0.000 - 0.000	3,747,000	2,351,040	16,674.87	06/47	UNB	S&J
Kenova 07-A Sewer Reserve	07/12/07				100,460.14			
Kenova 07-B Sewer Revenue	07/12/07	0.000 - 0.000	4,649,209	2,917,150	22,674.68	06/47	DEP	S&J
Kenova 07-B Sewer Reserve	07/12/07				124,644.55			
Kenova 91-A Sewer Revenue	08/09/91	8.100 - 8.100	508,101	225,219	27,465.65	10/29	BNY	S&J
Kenova 91-A Sewer Reserve	08/09/91				44,385.64			
Kenova 91-B Sewer Revenue	08/09/91	0.000 - 0.000	22,941	4,226	509.99	10/29	BNY	S&J
Kenova 91-B Sewer Reserve	08/09/91				619.39			
Kenova 01 Water Reserve	12/06/01				62,211.50			
Kenova 05-A Water Revenue	09/27/05	5.050 - 5.050	1,500,000	329,039	95,140.63	10/25	BNY	G&G
Kenova 05-A Water Reserve	09/27/05				123,665.73			
Kenova 05-B Water Revenue	09/27/05	6.000 - 6.000	1,500,000	1,209,020	48,868.82	10/44	BNY	G&G
Kenova 05-B Water Reserve	09/27/05				102,669.54			
Kenova 05-C Water Revenue	09/27/05	0.000 - 0.000	9,986,213	4,576,990	65,220.49	03/37	BPH	G&G
Kenova 05-C Water Reserve	09/27/05				341,356.73			
Kenova 17 Water Reserve	03/16/17				21,184.11			

ACCOUNT NAME	ISSUE DATE	INTEREST	ORIGINAL ISSUANCE	6/30/2023 OUTSTANDING	6/30/2023 ACCT BALANCE	LAST DATE	PAYING AGENT	BOND COUNSEL
Kenova 92 Water Reserve	03/05/92				12,540.82			
Kenova 94-A Water Reserve	05/11/94				39,166.87			
Kenova 94-B Water Reserve	05/11/94				7,986.40			
Kenova 98 Water Reserve	02/04/98				12,687.49			
Keyser 01-B Sewer Refunding Revenue	09/13/01	4.000 - 5.800	1,795,000	360,000	110,454.29	10/25	DTC	BR
Keyser 01-B Sewer Refunding Reserve (R)*	09/13/01				141,700.57			
Keyser 01 Sewer Revenue	02/13/01	0.000 - 0.000	523,072	457,688	22,663.21	03/25	DEP	BR
Keyser 01 Sewer Reserve (R)*	01/25/01				264,674.96			
Keyser 14-A Sewer Revenue	08/27/14	1.000 - 1.000	2,597,300	2,189,835	11,521.97	06/54	UNB	BR
Keyser 14-A Sewer Reserve	08/27/14				63,245.13			
Keyser 15-A Sewer Revenue	01/29/15	0.000 - 0.000	20,400,000	18,657,726	37,891.42	06/50	DEP	S&J
Keyser 15-A Sewer Reserve	01/29/15				503,156.75			
Keyser 13-A Water Reserve	09/03/13				143,902.15			
Keyser 14-A Water Reserve	08/27/14				123,009.61			
Keyser 98-A Water Revenue	10/15/98	6.250 - 6.250	761,842	463,694	39,571.36	10/35	BNY	BR
Keyser 98-A Water Reserve	10/15/98				54,347.50			
Keyser 98-B Water Revenue	10/15/98	5.800 - 5.800	2,997,584	1,990,055	139,715.97	10/38	BNY	BR
Keyser 98-B Water Reserve	10/15/98				198,611.59			
Kingmill Valley PSD 10-A Sewer Reserve	02/11/10				145,139.53			
Kingmill Valley PSD 14-A Sewer Refunding Revenue	04/23/14	2.670 - 2.670	721,925	166,030	6,705.25	10/25	Truist Govrn	S&J
Kingmill Valley PSD 14-A Sewer Refunding Reserve	04/23/14				78,909.82			
Kingmill Valley PSD 86-B Sewer Revenue	06/12/86	0.000 - 0.000	81,343	6,257	2,101.51	10/25	BNY	S&J
Kingmill Valley PSD 86-B Sewer Reserve	06/12/86				3,664.89			
Kingmill Valley PSD 99-A Sewer Revenue	06/15/99	5.800 - 5.800	183,200	121,623	6,739.82	10/38	BNY	S&J
Kingmill Valley PSD 99-A Sewer Reserve	06/15/99				12,138.66			
Kingwood 01 Sewer Revenue	12/20/01	0.000 - 0.000	876,739	283,960	9,469.95	03/33	DEP	S&J
Kingwood 01 Sewer Reserve (R)*	12/20/01				30,336.21			
Kingwood 10-A Sewer Refunding Revenue	08/27/10	3.000 - 4.250	1,605,000	400,000	108,141.71	10/25	DTC	S&J

ACCOUNT NAME	ISSUE DATE	INTEREST	ORIGINAL ISSUANCE	6/30/2023 OUTSTANDING	6/30/2023 ACCT BALANCE	LAST DATE	PAYING AGENT	BOND COUNSEL
Kingwood 10-A Sewer Refunding Reserve (R)*	08/27/10				152,469.63			
Kingwood 12-A Sewer Revenue	07/25/12	0.000 - 0.000	15,794,955	12,644,955	34,134.84	06/52	DEP	S&J
Kingwood 12-A Sewer Reserve	07/25/12				544,765.68			
Kingwood 86-B Sewer Revenue	03/26/86	0.000 - 0.000	850,860	67,173	43,457.35	10/25	BNY	S&J
Kingwood 86-B Sewer Reserve (R)*	03/26/86				23,203.07			
Kingwood 07-A Water Revenue	06/14/07	0.000 - 0.000	265,000	164,110	709.01	06/47	UNB	S&J
Kingwood 07-A Water Reserve	06/14/07				7,350.26			
Kingwood 09-A Water Revenue	09/29/09	0.000 - 0.000	1,135,000	763,924	3,016.34	09/49	UNB	S&J
Kingwood 09-A Water Reserve	09/29/09				31,826.98			
Kingwood (PRC) 17-A Water Revenue	06/27/17	2.000 - 2.000	445,168	394,139	1,855.54	12/48	UNB	S&J
Kingwood (PRC) 17-A Water Reserve	06/27/17				9,408.19			
Kingwood 87-A Water Revenue	01/07/87	8.380 - 8.380	2,810,612	811,684	162,212.61	10/26	BNY	S&J
Kingwood 87-A Water Reserve	01/07/87				252,722.45			
Kingwood 87-B Water Revenue	01/07/87	0.000 - 0.000	689,388	72,567	14,611.18	10/26	BNY	S&J
Kingwood 87-B Water Reserve	01/07/87				19,839.33			
Lake Floyd PSD 86-A Sewer Revenue	03/07/86	9.750 - 9.750	136,870	34,334	11,104.37	10/25	BNY	S&J
Lake Floyd PSD 86-A Sewer Reserve	03/07/86				14,056.21			
Lake Floyd PSD 86-B Sewer Revenue	03/07/86	0.000 - 0.000	68,130	5,379	1,922.27	10/25	BNY	S&J
Lake Floyd PSD 86-B Sewer Reserve	03/07/86				1,934.71			
Lake Floyd PSD 86-A&B Sewer R&R	03/07/86				3,161.69			
Lashmeet PSD 98-A Lot 2 Water Revenue	09/10/98	2.000 - 2.000	670,000	323,676	2,813.79	09/38	UNB	S&J
Lashmeet PSD 98-A Water Revenue	09/10/98	2.000 - 2.000	3,400,000	1,642,534	16,110.33	09/38	UNB	S&J
Lashmeet PSD 98-A Water Reserve	09/10/98				156,131.31			
Lavalette PSD 06-C Water Revenue	02/23/06	0.000 - 0.000	1,918,050	1,120,930	11,211.21	12/45	UNB	S&J
Lavalette PSD 06-C Water Reserve	02/23/06				54,019.44			
Lavalette PSD 09-B Water Reserve	05/18/09				46,653.15			
Lavalette PSD 10-B Water Reserve	03/10/10				11,142.37			
Lavalette PSD 11-A Water Reserve	02/04/11				105,724.40			

ACCOUNT NAME	ISSUE DATE	INTEREST	ORIGINAL ISSUANCE	6/30/2023 OUTSTANDING	6/30/2023 ACCT BALANCE	LAST DATE	PAYING AGENT	BOND COUNSEL
Lavalette PSD 12-A Water Reserve	09/21/12				51,569.33			
Lavalette PSD 20-A Water Refunding Revenue	12/29/20	4.270 - 4.270	2,128,000	2,013,217	56,622.10	02/46	OVB	S&J
Lavalette PSD 20-A Water Refunding Reserve	12/29/20				131,316.20			
Lavalette PSD 20-B Water Refunding Revenue	12/29/20	3.400 - 3.400	1,362,200	1,302,059	34,389.67	05/49	OVB	S&J
Lavalette PSD 20-B Water Refunding Reserve	12/29/20				77,560.37			
Lavalette PSD 20-C Water Refunding Revenue	12/29/20	3.400 - 3.400	1,950,750	1,866,998	48,780.36	03/50	OVB	S&J
Lavalette PSD 20-C Water Refunding Reserve	12/29/20				109,939.66			
Lavalette PSD 23-A Water Reserve	04/20/23				0.00			
Lewis County EDA 03-A Water Revenue	08/27/03	0.000 - 0.000	2,374,500	1,202,278	5,761.55	06/43	UNB	S&J
Lewis County EDA 03-A Water Reserve	08/27/03				0.00		LOC	06/01/2043
Lewis County EDA 06-A Water Revenue	07/27/06	0.000 - 0.000	4,422,000	2,641,688	10,825.49	06/46	UNB	S&J
Lewis County EDA 06-A Water Reserve	07/27/06				0.00		LOC	06/01/2046
Lewis County EDA 16-A Water Revenue	01/20/16	1.000 - 1.000	2,650,109	2,301,080	10,153.18	12/55	UNB	S&J
Lewis County EDA 16-A Water Reserve	01/20/16				93,912.90			
Lewis County EDA 17-A Water Revenue	08/31/17	1.000 - 1.000	947,210	858,929	11,918.67	06/57	UNB	S&J
Lewis County EDA 17-A Water Reserve	08/31/17				33,550.65			
Lewis County EDA 99-A Water Revenue	06/10/99	0.000 - 0.000	1,673,000	681,984	4,031.62	06/39	UNB	S&J
Lewis County EDA 99-A Water Reserve	06/10/99				0.00		LOC	06/01/2039
Lewisburg 10-A Water Revenue	12/02/10	3.000 - 3.000	1,482,000	757,726	14,071.87	03/32	UNB	S&J
Lewisburg 10-A Water Reserve	12/02/10				101,045.99			
Lewisburg 22-A Water Refunding Revenue	05/25/22	3.240 - 3.240	2,905,000	2,707,293	27,358.65	06/33	Truist Govrn	S&J
Lewisburg 22-A Water Refunding Reserve	05/25/22				300,399.12			
Lewisburg 22-B Water Reserve	06/08/22				0.00			
Lewisburg 22-C Water Reserve	06/08/22				0.00			
Lewisburg 22-D Water Reserve	06/08/22				0.00			
Lewisburg 22-E Water Reserve	06/08/22				0.00			
Lewisburg 22-F Water Reserve	06/08/22				0.00			
Lewisburg Water Repair & Replacement	06/01/11				45,668.62			

ACCOUNT NAME	ISSUE DATE	INTEREST	ORIGINAL ISSUANCE	6/30/2023 OUTSTANDING	6/30/2023 ACCT BALANCE	LAST DATE	PAYING AGENT	BOND COUNSEL
Lincoln PSD 02-A Water Revenue	08/06/02	5.800 - 5.800	580,429	408,582	21,477.73	10/39	BNY	S&J
Lincoln PSD 02-A Water Reserve	08/06/02				39,305.37			
Lincoln PSD 02-B Water Revenue	08/06/02	5.800 - 5.800	121,522	85,542	4,508.35	10/39	Truist/WDA	S&J
Lincoln PSD 02-B Water Reserve	08/06/02				8,229.67			
Lincoln PSD 03-A Water Reserve	07/03/03				77,731.83			
Lincoln PSD 06-A Water Revenue	07/13/06	0.000 - 0.000	550,242	313,906	2,791.54	12/44	UNB	S&J
Lincoln PSD 06-A Water Reserve	07/13/06				16,547.21			
Lincoln PSD 10-A Water Revenue	06/16/10	0.000 - 0.000	2,200,000	1,542,844	5,651.24	06/50	UNB	S&J
Lincoln PSD 10-A Water Reserve	06/16/10				62,521.77			
Lincoln PSD 15-A Water Reserve	03/06/15				25,897.47			
Lincoln PSD 15-B Water Revenue	03/13/15	1.000 - 1.000	1,000,000	851,268	3,102.48	03/55	UNB	S&J
Lincoln PSD 15-B Water Reserve	03/06/15				22,497.81			
Lincoln PSD 18-A Water Reserve	01/26/18				5,999.58			
Lincoln PSD 98 Water Design Reserve	12/29/98				5,104.67			
Little Creek PSD 16-A Water Reserve	07/21/16				38,138.90			
Logan County PSD 02-A Sewer Revenue	12/12/02	0.000 - 0.000	5,328,940	2,734,587	30,620.99	12/42	DEP	JK
Logan County PSD 02-A Sewer Reserve	12/12/02				153,253.11			
Logan County PSD 02-B Sewer Revenue	12/12/02	0.000 - 0.000	2,190,000	1,116,470	5,662.55	12/42	UNB	JK
Logan County PSD 02-B Sewer Reserve	12/12/02				62,573.23			
Logan County PSD 02-C Sewer Reserve	12/12/02				17,191.57			
Logan County PSD 08-A Sewer Revenue	04/09/08	0.000 - 0.000	4,500,000	2,874,168	11,475.74	03/48	UNB	JK
Logan County PSD 08-A Sewer Reserve	04/09/08				123,347.17			
Logan County PSD 13-A Sewer Reserve	01/24/13				49,634.83			
Logan County PSD 18-A Sewer Reserve	01/18/18				4,454.61			
Logan County PSD 18-B Sewer Revenue	01/11/18	0.500 - 0.500	1,700,000	1,499,253	5,381.82	12/57	UNB	JK
Logan County PSD 18-B Sewer Reserve	01/11/18				22,253.32			
Logan County PSD 01-A Water Revenue	09/06/01	5.800 - 5.800	3,830,000	2,696,047	115,862.36	10/39	BNY	JK
Logan County PSD 01-A Water Reserve	09/06/01				259,359.25			

ACCOUNT NAME	ISSUE DATE	INTEREST	ORIGINAL ISSUANCE	6/30/2023 OUTSTANDING	6/30/2023 ACCT BALANCE	LAST DATE	PAYING AGENT	BOND COUNSEL
Logan County PSD 01-B Water Revenue	09/06/01	0.000 - 0.000	2,670,000	1,265,622	6,157.26	09/41	UNB	JK
Logan County PSD 01-B Water Reserve	09/06/01				71,647.45			
Logan County PSD 02-A Water Reserve	01/24/02				77,294.36			
Logan County PSD 02-B Water Revenue	10/09/02	0.000 - 0.000	1,100,000	546,451	2,520.32	09/42	UNB	JK
Logan County PSD 02-B Water Reserve	10/09/02				29,326.78			
Logan County PSD 03-B Water Revenue	10/29/03	0.000 - 0.000	3,600,000	1,905,882	8,356.17	09/43	UNB	JK
Logan County PSD 03-B Water Reserve	10/29/03				97,232.34			
Logan County PSD 05-A Water Revenue	04/27/05	0.000 - 0.000	923,245	524,982	2,142.97	03/45	UNB	JK
Logan County PSD 05-A Water Reserve	04/27/05				26,331.77			
Logan County PSD 08-A Water Revenue	07/16/08	0.000 - 0.000	1,700,000	1,103,894	3,920.17	06/48	UNB	JK
Logan County PSD 08-A Water Reserve	07/16/08				45,655.95			
Logan County PSD 08-B Water Revenue	07/16/08	0.000 - 0.000	1,900,000	1,225,800	4,353.42	06/48	UNB	JK
Logan County PSD 08-B Water Reserve	07/16/08				50,659.87			
Logan County PSD 10-A Water Revenue	03/16/10	0.000 - 0.000	800,000	563,142	1,872.82	03/50	UNB	JK
Logan County PSD 10-A Water Reserve	03/16/10				21,790.25			
Logan County PSD 12-A Water Reserve	12/13/12				20,751.23			
Logan County PSD 13-A Water Revenue	02/07/13	0.000 - 0.000	3,152,845	2,369,211	7,130.48	12/52	UNB	JK
Logan County PSD 13-A Water Reserve	02/07/13				81,545.33			
Logan County PSD 14-A Water Reserve	07/24/14				43,634.46			
Logan County PSD 14-B Water Revenue	07/24/14	2.000 - 2.000	3,478,000	2,792,922	14,896.16	12/45	UNB	JK
Logan County PSD 14-B Water Reserve	07/24/14				122,232.82			
Logan County PSD 15-A Water Reserve	06/05/15				12,667.85			
Logan County PSD 15-B Water Revenue	09/02/15	2.000 - 2.000	907,000	753,737	3,577.99	12/46	UNB	JK
Logan County PSD 15-B Water Reserve	09/02/15				27,480.62			
Logan County PSD 18-A Water Reserve	08/20/18				29,522.25			
Logan County PSD 18-B Water Reserve	08/20/18				22,492.13			
Logan County PSD 19-A Water Revenue	02/07/19	3.000 - 3.000	2,524,000	2,327,692	11,933.12	03/50	UNB	JK
Logan County PSD 19-A Water Reserve	02/07/19				43,864.15			

ACCOUNT NAME	ISSUE DATE	INTEREST	ORIGINAL ISSUANCE	6/30/2023 OUTSTANDING	6/30/2023 ACCT BALANCE	LAST DATE	PAYING AGENT	BOND COUNSEL
Logan County PSD 96-B Water Revenue	07/31/96	3.000 - 3.000	1,780,000	481,191	8,031.21	09/29	UNB	JK
Logan County PSD 96-B Water Reserve	07/31/96				88,552.78			
Logan County PSD 97-A Water Revenue	02/12/97	3.000 - 3.000	1,000,000	504,784	3,906.39	12/37	UNB	JK
Logan County PSD 97-A Water Reserve	02/12/97				44,032.12			
Logan County PSD 97-B Water Revenue	03/25/97	2.000 - 2.000	1,075,000	476,973	3,530.43	03/37	UNB	JK
Logan County PSD 97-B Water Reserve	03/25/97				40,660.16			
Logan County PSD 98-A Water Revenue	06/10/98	1.000 - 1.000	815,000	350,295	2,235.35	06/38	UNB	JK
Logan County PSD 98-A Water Reserve	06/10/98				25,745.52			
Logan County PSD 99-A Water Revenue	04/21/99	0.000 - 0.000	5,050,000	2,326,636	13,109.03	03/39	UNB	JK
Logan County PSD 99-A Water Reserve	04/21/99				153,439.84			
Logan County PSD 99-C Water Revenue	06/17/99	0.000 - 0.000	2,590,000	1,069,390	5,934.29	06/39	UNB	JK
Logan County PSD 99-C Water Reserve	06/17/99				133,191.69			
Logan 08-A Sewer Revenue	06/27/08	0.000 - 0.000	4,446,053	2,879,351	11,368.19	06/48	DEP	S&J
Logan 08-A Sewer Reserve	06/27/08				120,104.78			
Logan 13-A Sewer Revenue	04/11/13	0.000 - 0.000	400,000	307,084	1,014.01	03/53	DEP	S&J
Logan 13-A Sewer Reserve	04/11/13				10,684.56			
Logan 87-A Sewer Revenue	09/25/87	8.380 - 8.380	623,087	179,944	34,420.74	10/26	BNY	JK
Logan 87-A Sewer Reserve	09/25/87				56,027.71			
Logan 87-B Sewer Revenue	09/25/87	0.000 - 0.000	152,833	16,090	3,086.76	10/26	BNY	JK
Logan 87-B Sewer Reserve	09/25/87				4,165.55			
Logan 93-A Sewer Revenue	03/29/93	7.750 - 7.750	2,284,839	1,182,085	97,254.60	10/31	BNY	JK
Logan 93-A Sewer Reserve	03/29/93				191,494.87			
Logan 93-B Sewer Revenue	03/29/93	0.000 - 0.000	76,161	17,576	1,500.95	10/31	BNY	JK
Logan 93-B Sewer Reserve	03/29/93				2,021.21			
Logan 95 Sewer Revenue	08/31/95	6.750 - 6.750	377,980	211,388	14,131.82	10/33	BNY	JK
Logan 95 Sewer Reserve	08/31/95				28,469.32			
Lubeck PSD 05-A Sewer Revenue	09/27/05	0.000 - 0.000	7,879,443	6,894,513	39,167.45	03/39	UNB	JK
Lubeck PSD 05-A Sewer Reserve	09/27/05				453,037.72			

ACCOUNT NAME	ISSUE DATE	INTEREST	ORIGINAL ISSUANCE	6/30/2023 OUTSTANDING	6/30/2023 ACCT BALANCE	LAST DATE	PAYING AGENT	BOND COUNSEL
Lubeck PSD 05-B Sewer Revenue	09/27/05	0.000 - 0.000	2,411,178	1,276,506	8,015.84	03/39	UNB	JK
Lubeck PSD 05-B Sewer Reserve	09/27/05				94,293.97			
Lubeck PSD 10-A Sewer Revenue	02/25/10	0.000 - 0.000	2,136,720	1,160,460	7,286.10	03/39	UNB	JK
Lubeck PSD 10-A Sewer Reserve	02/25/10				80,532.23			
Lubeck PSD 12-A Sewer Revenue	06/22/12	0.000 - 0.000	716,272	541,891	2,042.59	03/52	DEP	JK
Lubeck PSD 12-A Sewer Reserve	06/22/12				20,606.80			
Lubeck PSD 15-A Sewer Revenue	02/27/15	0.000 - 0.000	2,070,530	1,373,086	8,669.42	03/39	UNB	JK
Lubeck PSD 15-A Sewer Reserve	02/27/15				76,442.57			
Lubeck PSD 15-B Sewer Reserve	03/26/15				22,534.31			
Lubeck PSD 20-A Sewer Revenue	12/01/20	0.000 - 0.000	1,590,029	1,391,273	8,619.69	03/39	UNB	JK
Lubeck PSD 20-A Sewer Reserve	12/01/20				21,189.71			
Lubeck PSD 99-B Sewer Revenue	03/09/99	0.000 - 0.000	2,000,000	828,938	10,998.97	03/39	UNB	JK
Lubeck PSD 99-B Sewer Reserve	03/09/99				67,472.86			
Lubeck PSD 05-A Water Revenue	06/17/05	3.000 - 3.000	1,573,000	347,220	19,056.96	12/26	UNB	JK
Lubeck PSD 05-A Water Reserve	06/17/05				107,242.34			
Lubeck PSD 11-A Water Reserve	02/11/11				68,972.54			
Lubeck PSD 11-B Water Revenue	11/30/11	3.000 - 3.000	352,565	180,312	2,325.09	03/32	UNB	JK
Lubeck PSD 11-B Water Reserve	11/30/11				24,037.76			
Lubeck PSD 16-A Water Revenue	09/22/16	0.500 - 0.500	3,273,000	2,735,056	13,097.87	03/48	BPH	JK
Lubeck PSD 16-A Water Reserve	09/22/16				65,265.69			
Lubeck PSD 21-A Water Refunding Revenue	05/18/21	2.900 - 2.900	1,942,538	1,829,130	9,723.42	06/45	OVB	JK
Lubeck PSD 21-A Water Refunding Reserve	05/18/21				116,519.41			
Lubeck PSD 21-B Water Refunding Revenue	05/18/21	1.060 - 1.060	209,957	106,131	4,633.57	06/25	Truist Govrn	JK
Lubeck PSD 21-B Water Refunding Reserve	05/18/21				55,504.60			
Lubeck PSD 90-A Water Revenue	04/02/90	7.850 - 7.850	3,139,013	1,360,949	188,403.38	10/29	BNY	BR
Lubeck PSD 90-A Water Reserve	04/02/90				265,930.82			
Lubeck PSD 90-B Water Revenue	04/02/90	0.000 - 0.000	146,487	26,293	6,004.77	10/29	BNY	BR
Lubeck PSD 90-B Water Reserve	04/02/90				7,019.08			

ACCOUNT NAME	ISSUE DATE	INTEREST	ORIGINAL ISSUANCE	6/30/2023 OUTSTANDING	6/30/2023 ACCT BALANCE	LAST DATE	PAYING AGENT	BOND COUNSEL
Lumberport 11-A Sewer Revenue	12/15/11	0.000 - 0.000	1,755,150	971,296	5,948.78	09/37	UNB	S&J
Lumberport 11-A Sewer Reserve	12/15/11				74,079.46			
Lumberport 02-A Water Reserve	07/10/02				57,683.07			
Malden PSD 09-A Sewer Revenue	08/26/09	0.000 - 0.000	2,639,983	1,458,733	31,160.03	12/38	DEP	S&J
Malden PSD 09-A Sewer Reserve	08/26/09				104,106.78			
Malden PSD 09-C Sewer Reserve	08/26/09				116,106.58			
Malden PSD 16-A Sewer Reserve	10/06/16				339,041.87			
Malden PSD 16-B Sewer Reserve	10/06/16				176,539.68			
Malden PSD 16-C Sewer Reserve	10/06/16				34,358.63			
Malden PSD 16-D Sewer Revenue	10/06/16	1.000 - 1.000	5,000,000	4,304,657	48,967.44	09/48	UNB	S&J
Malden PSD 16-D Sewer Reserve	10/06/16				208,023.94			
Mannington PSD 10-A Water Reserve	05/25/10				84,714.02			
Mannington PSD 20-A Water Reserve	03/20/20				10,616.36			
Mannington 17-A Sewer Refunding Revenue	03/15/17	2.520 - 2.520	1,143,000	489,968	11,699.86	06/27	Truist Govrn	S&J
Mannington 17-A Sewer Refunding Reserve	03/15/17				124,397.49			
Mannington 18-A Sewer Reserve	01/19/18				20,940.77			
Mannington 20-A Water Revenue	02/11/20	2.850 - 2.850	1,125,400	877,479	9,137.67	12/32	Truist Govrn	S&J
Mannington 20-A Water Reserve	02/11/20				109,590.51			
Mannington 20-B Water Revenue	04/01/20	2.940 - 2.940	161,800	132,940	1,152.78	04/35	Truist Govrn	S&J
Mannington 20-B Water Reserve	02/11/20				13,826.65			
Marlinton 05-A Water & Sewer Revenue	10/19/05	0.000 - 0.000	1,660,766	747,326	5,912.28	12/36	DEP	S&J
Marlinton 05-A Water & Sewer Reserve	10/19/05				60,450.56			
Marlinton 08-A Water & Sewer Revenue	02/06/08	0.000 - 0.000	2,187,000	1,420,850	5,531.32	12/48	UNB	S&J
Marlinton 08-A Water & Sewer Reserve	02/06/08				58,850.67			
Marlinton 18-A Water & Sewer Revenue	06/14/18	1.000 - 1.000	4,063,000	3,815,941	12,434.30	06/58	UNB	S&J
Marlinton 18-A Water & Sewer Reserve	06/14/18				37,725.51			
Marlinton 97-A Water & Sewer Revenue	01/30/97	0.000 - 0.000	239,495	82,326	595.13	03/37	UNB	S&J
Marlinton 97-A Water & Sewer Reserve	01/30/97				6,543.28			

ACCOUNT NAME	ISSUE DATE	INTEREST	ORIGINAL ISSUANCE	6/30/2023 OUTSTANDING	6/30/2023 ACCT BALANCE	LAST DATE	PAYING AGENT	BOND COUNSEL
Marlinton 97-B Water & Sewer Revenue	08/18/97	0.000 - 0.000	555,450	196,868	1,612.60	06/37	UNB	S&J
Marlinton 97-B Water & Sewer Reserve	08/18/97				15,409.58			
Marlinton 98-A Water & Sewer Revenue	11/20/98	0.000 - 0.000	705,400	158,706	3,290.04	03/30	BPH	S&J
Marlinton 98-A Water & Sewer Reserve	11/20/98				25,716.02			
Marmet 09-A Sewer Revenue	06/18/09	0.000 - 0.000	1,688,771	971,037	30,711.64	09/40	DEP	S&J
Marmet 09-A Sewer Reserve	06/18/09				58,800.60			
Marmet 90-A Sewer Revenue	01/03/90	7.850 - 7.850	664,013	256,592	41,265.74	10/28	BNY	JTP
Marmet 90-A Sewer Reserve	01/03/90				56,501.40			
Marmet 90-B Sewer Revenue	01/03/90	0.000 - 0.000	30,987	4,893	728.82	10/28	BNY	JTP
Marmet 90-B Sewer Reserve	01/03/90				1,611.01			
Marshall County PSD #2 14-A Water Reserve	07/11/14				69,236.80			
Marshall County PSD #2 16-A Water Reserve	03/10/16				35,505.19			
Marshall County PSD #3 12-A Water Revenue	11/08/12	1.000 - 1.000	3,550,022	2,817,268	12,434.37	09/52	UNB	S&J
Marshall County PSD #3 12-A Water Reserve	11/08/12				113,722.05			
Marshall County PSD #4 07-A Water Reserve	09/26/07				126,573.00			
Marshall County PSD #4 07-B Water Revenue	09/26/07	0.000 - 0.000	1,225,000	653,312	13,396.05	06/39	BPH	S&J
Marshall County PSD #4 07-B Water Reserve	09/26/07				44,538.26			
Marshall County PSD #4 19-A Water Reserve	02/14/19				17,596.51			
Marshall County PSD #4 89 Water Reserve	07/23/90				22,418.46			
Marshall County PSD #4 96-A Water Reserve	07/25/96				8,577.59			
Marshall County PSD #4 96-B Water Reserve	07/25/96				23,277.38			
Marshall County Sewerage District 07-A Revenue	11/02/07	0.000 - 0.000	643,800	408,152	4,701.23	09/47	UNB	S&J
Marshall County Sewerage District 07-A Reserve	11/02/07				17,842.90			
Marshall County Sewerage District 07-B Revenue	11/02/07	0.000 - 0.000	200,000	200,000	0.00	09/38	UNB	S&J
Marshall County Sewerage District 07-B Reserve	11/02/07				0.00			
Marshall County Sewerage District 17-A Reserve	06/02/17				36,721.33			
Marshall County Sewerage District 17-B Revenue	06/02/17	1.000 - 1.000	2,160,000	1,948,245	7,236.85	06/57	UNB	S&J
Marshall County Sewerage District 17-B Reserve	06/02/17				32,124.03			

ACCOUNT NAME	ISSUE DATE	INTEREST	ORIGINAL ISSUANCE	6/30/2023 OUTSTANDING	6/30/2023 ACCT BALANCE	LAST DATE	PAYING AGENT	BOND COUNSEL
Marshall County Sewerage District 87-A Revenue	03/18/87	8.380 - 8.380	89,940	25,974	5,292.11	10/26	BNY	S&J
Marshall County Sewerage District 87-A Reserve	03/18/87				8,087.99			
Marshall County Sewerage District 87-B Revenue	03/18/87	0.000 - 0.000	22,060	2,322	1,331.44	10/26	BNY	S&J
Marshall County Sewerage District 87-B Reserve	03/18/87				1,141.37			
Marshall County Sewerage District 90-A Revenue	11/26/90	8.100 - 8.100	267,737	118,676	13,248.64	10/29	BNY	S&J
Marshall County Sewerage District 90-A Reserve(R)*	11/26/90				23,674.35			
Marshall County Sewerage District 90-B Revenue	11/26/90	0.000 - 0.000	12,091	2,227	676.08	10/29	BNY	S&J
Marshall County Sewerage District 90-B Reserve	11/26/90				452.06			
Martinsburg 00-C Water & Sewer Revenue	09/27/00	5.800 - 5.800	1,976,352	1,370,490	80,011.27	10/39	BNY	BR
Martinsburg 00-C Water & Sewer Reserve	09/27/00				131,843.59			
Martinsburg 11-A Water & Sewer Revenue	12/28/11	2.000 - 3.875	8,830,000	4,655,000	460,869.36	09/31	DTC	BR
Martinsburg 11-A Water & Sewer Reserve	12/28/11				634,433.64			
Martinsburg 13-A Water & Sewer Revenue	10/01/13	0.500 - 0.500	29,454,059	19,550,040	157,168.25	09/36	DEP	BR
Martinsburg 13-A Water & Sewer Reserve	10/01/13				1,661,271.90			
Mason County PSD 08-A Sewer Revenue	10/28/08	0.000 - 0.000	500,000	323,705	1,308.23	09/48	UNB	JK
Mason County PSD 08-A Sewer Reserve	10/28/08				13,543.64			
Mason County PSD 12-A Sewer Revenue	11/01/12	0.000 - 0.000	4,600,000	3,540,772	13,162.81	09/52	DEP	JK
Mason County PSD 12-A Sewer Reserve	11/01/12				113,378.66			
Mason County PSD 04-A Water Revenue	06/08/04	2.000 - 2.000	602,000	62,778	3,906.70	03/25	BPH	JK
Mason County PSD 04-A Water Reserve	06/08/04				37,420.12			
Mason County PSD 21-A Water Refunding Revenue	05/26/21	1.000 - 3.000	11,155,000	10,505,000	277,170.31	12/49	DTC	JK
Mason County PSD 21-A Water Refunding Reserve	05/26/21				0.00		SB	12/01/2049
Mason County PSD 97-B Water Revenue	09/25/97	3.000 - 3.000	818,000	410,805	3,483.60	09/37	UNB	JK
Mason County PSD 97-B Water Reserve	09/25/97				36,337.03			
Mason 07-A Water & Sewer Revenue	06/14/07	0.000 - 0.000	1,719,000	1,071,552	4,426.85	06/47	UNB	S&J
Mason 07-A Water & Sewer Reserve	06/14/07				51,222.72			
Mason 09-A Water & Sewer Revenue	09/02/09	0.000 - 0.000	107,900	62,039	664.36	09/40	DEP	S&J
Mason 09-A Water & Sewer Reserve	09/02/09				3,940.00			

ACCOUNT NAME	ISSUE DATE	INTEREST	ORIGINAL ISSUANCE	6/30/2023 OUTSTANDING	6/30/2023 ACCT BALANCE	LAST DATE	PAYING AGENT	BOND COUNSEL
Mason 16-A Water & Sewer Revenue	06/03/16	0.500 - 0.500	2,291,493	1,878,483	9,875.17	09/47	BPH	S&J
Mason 16-A Water & Sewer Reserve	06/03/16				84,163.19			
Mason 18-A Water & Sewer Revenue	01/31/18	0.250 - 0.250	1,711,000	1,531,329	4,728.09	12/57	DEP	S&J
Mason 18-A Water & Sewer Reserve	01/31/18				31,845.31			
Mason 98-A Water & Sewer Revenue	06/04/98	0.000 - 0.000	1,602,000	605,885	9,981.93	03/38	UNB	S&J
Mason 98-A Water & Sewer Reserve	06/04/98				45,279.36			
Masontown 01-A Sewer Reserve	08/22/01				50,384.31			
Masontown 01-B Sewer Revenue	08/22/01	0.000 - 0.000	1,500,000	710,496	13,664.13	06/41	UNB	S&J
Masontown 01-B Sewer Reserve	08/22/01				43,144.65			
Masontown 07-A Sewer Reserve	04/20/07				13,964.73			
Masontown 15-A Sewer Revenue	03/05/15	0.000 - 0.000	4,080,425	3,385,390	9,628.91	03/55	UNB	S&J
Masontown 15-A Sewer Reserve	03/05/15				73,881.50			
Masontown 15-B Sewer Revenue	03/05/15	1.000 - 1.000	4,090,000	3,500,362	12,721.14	03/55	UNB	S&J
Masontown 15-B Sewer Reserve	03/05/15				88,998.81			
Masontown 15-C Sewer Reserve	03/05/15				8,012.58			
Masontown 07-A Water Revenue	03/12/07	0.500 - 0.500	815,500	518,405	2,098.63	03/47	UNB	S&J
Masontown 07-A Water Reserve	03/12/07				23,687.43			
Masontown 07-B Water Revenue	03/12/07	0.000 - 0.000	635,500	317,740	2,211.92	06/38	BPH	S&J
Masontown 07-B Water Reserve	03/12/07				23,122.86			
Masontown 11-A Water Revenue	12/22/11	0.000 - 0.000	732,921	535,241	1,795.25	09/50	UNB	S&J
Masontown 11-A Water Reserve	12/22/11				21,616.48			
Matewan 15 Sewer Reserve	06/15/15				18,516.57			
McDowell County PSD 01-A Water Reserve	02/23/01				8,172.48			
McDowell County PSD 06-A Water Reserve	07/27/06				13,301.61			
McDowell County PSD 06-B Water Refunding Revenue	07/27/06	0.000 - 0.000	300,000	179,216	769.88	06/46	UNB	S&J
McDowell County PSD 06-B Water Refunding Reserve	07/27/06				8,512.62			
McDowell County PSD 07-A Water Reserve	09/19/07				14,246.37			
McDowell County PSD 08-A Water Reserve	11/10/08				16,848.00			

ACCOUNT NAME	ISSUE DATE	INTEREST	ORIGINAL ISSUANCE	6/30/2023 OUTSTANDING	6/30/2023 ACCT BALANCE	LAST DATE	PAYING AGENT	BOND COUNSEL
McDowell County PSD 09-A Water Reserve	08/13/09				9,718.17			
McDowell County PSD 11-A Water Reserve	03/24/11				11,350.24			
McDowell County PSD 11-B Water Reserve	06/23/11				26,064.80			
McDowell County PSD 11-C Water Reserve	11/17/11				12,913.09			
McDowell County PSD 14-A Water Reserve	06/13/14				61,325.42			
McDowell County PSD 15-A Water Reserve	03/09/15				16,181.02			
McDowell County PSD 93 Water Reserve	06/23/93				49,292.52			
McDowell County PSD 95 Water Reserve	09/26/95				28,162.18			
McDowell County PSD 97-A Water Reserve	10/15/97				30,984.30			
McDowell County PSD 99-A Water Reserve	06/21/99				20,283.69			
McDowell County PSD 99-B Water Reserve	08/11/99				49,009.98			
McDowell County PSD 99-C Water Reserve	08/11/99				7,043.36			
McMechen 86 Sewer Revenue	10/20/86	9.750 - 9.750	731,000	232,785	56,501.30	10/26	BNY	S&J
McMechen 86 Sewer Reserve	10/20/86				74,691.02			
McMechen 20-A Water Reserve	07/10/20				21,427.91			
Meadow Creek PSD 16-A Sewer Revenue	01/12/16	2.000 - 2.000	619,888	536,353	10,543.72	03/48	UNB	JK
Meadow Creek PSD 16-A Sewer Reserve	01/12/16				15,289.91			
Middlebourne 18-A Water Reserve	07/17/18				40,789.71			
Midland PSD 86-B Sewer Revenue	09/29/86	8.380 - 8.380	263,096	75,692	18,240.39	10/26	BNY	S&J
Midland PSD 86-B Sewer Reserve	09/29/86				23,568.15			
Midland PSD 86-C Sewer Revenue	09/29/86	0.000 - 0.000	260,975	26,767	6,647.53	10/26	BNY	S&J
Midland PSD 86-C Sewer Reserve	09/29/86				7,389.00			
Midland PSD 19-A Water Reserve	07/05/19				25,115.90			
Midland PSD 19-B Water Reserve	07/05/19				5,232.06			
Mill Creek 15-A Water Revenue	11/10/15	1.000 - 1.000	1,292,892	1,077,639	31,311.38	09/55	UNB	S&J
Mill Creek 15-A Water Reserve	11/10/15				34,251.88			
Mill Creek 21-A Water Revenue	10/21/21	1.000 - 1.000	3,277,108	2,959,469	0.00	09/61	UNB	S&J
Mill Creek 21-A Water Reserve	10/21/21				0.00			

ACCOUNT NAME	ISSUE DATE	INTEREST	ORIGINAL ISSUANCE	6/30/2023 OUTSTANDING	6/30/2023 ACCT BALANCE	LAST DATE	PAYING AGENT	BOND COUNSEL
Milton 04-A Sewer Refunding Revenue	12/29/04	0.000 - 0.000	6,351,371	3,570,052	35,005.70	12/44	DEP	JK
Milton 04-A Sewer Refunding Reserve	12/29/04				181,239.87			
Milton 04-B Sewer Refunding Revenue	12/29/04	0.000 - 0.000	1,571,903	883,553	7,933.48	12/44	UNB	JK
Milton 04-B Sewer Refunding Reserve	12/29/04				44,990.99			
Milton 22-A Sewer Reserve	05/17/22				0.00			
Milton 22-B Sewer Reserve	05/17/22				0.00			
Milton 08-A Water Revenue	07/30/08	0.000 - 0.000	2,760,191	1,745,747	7,228.92	09/46	UNB	S&J
Milton 08-A Water Reserve	07/30/08				81,989.31			
Milton 16-A Water Revenue	05/26/16	2.560 - 2.560	2,000,000	1,337,485	12,513.16	06/34	OVB	S&J
Milton 16-A Water Reserve	05/26/16				152,007.47			
Mineral Wells PSD 03-A Sewer Revenue	10/30/03	2.000 - 2.000	415,000	37,187	4,802.19	12/24	DEP	BR
Mineral Wells PSD 03-A Sewer Reserve	10/30/03				25,796.67			
Mineral Wells PSD 10 Sewer Refunding Revenue	01/07/10	4.700 - 4.700	1,041,700	208,189	19,883.07	10/25	Truist Govrn	BR
Mineral Wells PSD 10 Sewer Refunding Reserve	01/07/10				97,503.86			
Mineral Wells PSD 12-A Sewer Reserve	04/13/12				218,803.64			
Mineral Wells PSD 13-A Sewer Reserve	07/17/13				72,816.22			
Mineral Wells PSD 17 Sewer Revenue	03/01/17	3.400 - 3.400	748,345	498,462	10,969.13	07/32	UB -Parkersburg	BR
Mineral Wells PSD 17 Sewer Reserve	03/01/17				38,391.29			
Mineral Wells PSD 85-B Sewer Revenue	12/02/85	0.000 - 0.000	589,625	46,549	14,670.30	10/25	BNY	BR
Mineral Wells PSD 85-B Sewer Reserve	12/02/85				16,030.59			
Mineral Wells PSD 04-A Water Revenue	06/17/04	0.000 - 0.000	3,750,000	2,045,455	26,428.15	06/44	UNB	BR
Mineral Wells PSD 04-A Water Reserve	06/17/04				100,800.58			
Mineral Wells PSD 04-B Water Reserve	06/17/04				39,455.52			
Mineral Wells PSD 09-A Water Reserve	10/22/09				35,880.45			
Mineral Wells PSD 13 Water Reserve	06/21/13				9,612.27			
Mineral Wells PSD 97-A Water Reserve	08/14/97				38,530.32			
Mineral Wells PSD 99-A Water Reserve	09/23/99				40,801.31			
Mineral Wells PSD 99-B Water Reserve	09/23/99				123,205.77			

ACCOUNT NAME	ISSUE DATE	INTEREST	ORIGINAL ISSUANCE	6/30/2023 OUTSTANDING	6/30/2023 ACCT BALANCE	LAST DATE	PAYING AGENT	BOND COUNSEL
Mingo County PSD 05-A Sewer Revenue	11/09/05	0.000 - 0.000	2,552,180	1,474,961	8,950.82	09/45	UNB	S&J
Mingo County PSD 05-A Sewer Reserve	11/09/05				66,290.40			
Mingo County PSD 00-A Water Reserve	08/28/00				113,941.70			
Mingo County PSD 00-B Water Reserve	08/28/00				103,583.36			
Mingo County PSD 00-C Water Revenue	08/28/00	5.800 - 5.800	2,853,436	1,993,124	86,133.44	10/39	BNY	S&J
Mingo County PSD 00-C Water Reserve	08/28/00				191,739.32			
Mingo County PSD 00-D Water Revenue	08/28/00	5.800 - 5.800	715,000	499,428	21,546.31	10/39	Truist/WDA	S&J
Mingo County PSD 00-D Water Reserve	08/28/00				48,045.84			
Mingo County PSD 00-E Water Revenue	08/28/00	0.000 - 0.000	8,916,818	4,015,502	22,325.06	06/40	UNB	S&J
Mingo County PSD 00-E Water Reserve	08/28/00				244,449.57			
Mingo County PSD 01-A Water Revenue	03/09/01	0.000 - 0.000	837,540	375,806	2,029.84	12/40	UNB	S&J
Mingo County PSD 01-A Water Reserve	03/09/01				22,226.17			
Mingo County PSD 10-A Water Reserve	01/12/10				59,428.11			
Mingo County PSD 11-A Water Reserve	02/10/11				82,861.32			
Mingo County PSD 11-B Water Reserve	02/10/11				9,264.35			
Mingo County PSD 12-A Water Reserve	01/17/12				54,859.56			
Mingo County PSD 12-B Water Reserve	06/18/12				27,136.47			
Mingo County PSD 15-A Water Reserve	03/26/15				37,474.20			
Mingo County PSD 22-A Water Reserve	02/11/22				0.00			
Mingo County PSD 22-B Water Revenue	02/11/22	2.000 - 2.000	500,000	500,000	1,854.03	06/53	UNB	JK
Mingo County PSD 22-B Water Reserve	02/11/22				185.04			
Mingo County PSD 22-C Water Reserve	02/11/22				0.00			
Monongah 22-A Sewer Revenue	03/31/22	0.750 - 0.750	2,750,000	2,502,974	0.00	03/52	DEP	BR
Monongah 22-A Sewer Reserve	03/31/22				0.00			
Monongah 98-A Sewer Revenue	10/29/98	0.000 - 0.000	1,982,400	785,236	6,882.23	09/38	UNB	S&J
Monongah 98-A Sewer Reserve	10/29/98				57,398.34			
Monongah 10-A Water Reserve	04/15/10				202,743.67			
Monongah 10-B Water Reserve	04/15/10				8,135.78			

ACCOUNT NAME	ISSUE DATE	INTEREST	ORIGINAL ISSUANCE	6/30/2023 OUTSTANDING	6/30/2023 ACCT BALANCE	LAST DATE	PAYING AGENT	BOND COUNSEL
Monongah 18 Water Reserve	12/21/18				60,038.03			
Monongalia County Schools 19 Ref GO	12/05/19	2.285 - 2.892	34,016,500	25,634,185	766,005.02	05/33	KeyBank	BR
Monongalia County Schools 19 Ref Surp Collections	12/05/19				1,698,700.11			
Montgomery 09 Sewer Reserve	09/10/09				17,106.43			
Montgomery 17-A Sewer Revenue	09/07/17	0.250 - 0.250	751,966	659,575	2,100.34	06/57	DEP	G&G
Montgomery 17-A Sewer Reserve	09/07/17				10,698.00			
Montgomery 87-A Sewer Revenue	10/27/87	8.380 - 8.380	1,164,146	336,195	81,169.27	10/26	BNY	JTP
Montgomery 87-A Sewer Reserve	10/27/87				104,678.99			
Montgomery 87-B Sewer Revenue	10/27/87	0.000 - 0.000	285,539	30,057	21,074.91	10/26	BNY	JTP
Montgomery 87-B Sewer Reserve	10/27/87				10,074.49			
Montgomery 93-A Sewer Revenue	01/19/93	7.750 - 7.750	648,387	335,449	35,102.89	10/31	BNY	JTP
Montgomery 93-A Sewer Reserve	01/19/93				54,344.03			
Montgomery 93-B Sewer Revenue	01/19/93	0.000 - 0.000	21,613	4,988	699.62	10/31	BNY	JTP
Montgomery 93-B Sewer Reserve	01/19/93				743.76			
Monumental (Downs) PSD 06-A Water Reserve	07/01/06				38,432.38			
Monumental PSD 21-A Water Reserve	06/25/21				0.00			
Monumental PSD 21-B Water Revenue	06/25/21	1.000 - 1.000	560,545	552,533	1,521.85	06/61	UNB	S&J
Monumental PSD 21-B Water Reserve	06/25/21				591.99			
Monumental PSD 21-C Water Revenue	06/25/21	2.000 - 2.000	395,580	393,139	1,511.10	12/52	UNB	S&J
Monumental PSD 21-C Water Reserve	06/25/21				592.72			
Moorefield 09-A Sewer Revenue	03/03/09	0.000 - 0.000	511,051	299,356	2,932.81	12/42	UNB	JK
Moorefield 09-A Sewer Reserve	03/03/09				16,851.12			
Moorefield 87-A Sewer Revenue	11/20/87	8.380 - 8.380	156,720	45,257	10,190.33	10/26	BNY	JK
Moorefield 87-A Sewer Reserve	11/20/87				14,093.09			
Moorefield 87-B Sewer Revenue	11/20/87	0.000 - 0.000	38,440	4,046	4,518.47	10/26	BNY	JK
Moorefield 87-B Sewer Reserve	11/20/87				2,477.41			
Moorefield 07-A Water Revenue	03/01/07	4.100 - 5.000	3,155,000	2,320,000	74,138.92	03/42	DTC	S&J
Moorefield 07-A Water Reserve	03/01/07				198,739.38			

ACCOUNT NAME	ISSUE DATE	INTEREST	ORIGINAL ISSUANCE	6/30/2023 OUTSTANDING	6/30/2023 ACCT BALANCE	LAST DATE	PAYING AGENT	BOND COUNSEL
Moorefield 19-A Water Reserve	07/25/19				63,016.36			
Moorefield 19-B Water Reserve	07/25/19				62,121.50			
Moorefield 87-A Water Revenue	11/20/87	8.380 - 8.380	443,275	128,016	28,755.87	10/26	BNY	JK
Moorefield 87-A Water Reserve	11/20/87				39,860.94			
Moorefield 87-B Water Revenue	11/20/87	0.000 - 0.000	108,725	11,445	5,373.77	10/26	BNY	JK
Moorefield 87-B Water Reserve	11/20/87				3,141.86			
Moorefield 92-A Water Revenue	05/28/92	7.750 - 7.750	1,451,613	751,007	74,479.01	10/31	BNY	S&J
Moorefield 92-A Water Reserve	05/28/92				121,663.42			
Moorefield 92-B Water Revenue	05/28/92	0.000 - 0.000	48,387	11,166	1,767.15	10/31	BNY	S&J
Moorefield 92-B Water Reserve	05/28/92				1,362.32			
Moorefield/Hardy County 12-A Sewer Revenue	03/26/12	0.000 - 0.000	16,500,000	12,566,208	46,255.97	03/52	DEP	S&J
Moorefield/Hardy County 12-A Sewer Reserve	03/26/12				421,342.23			
Morgantown 21 Parking Revenue	04/30/21	1.790 - 1.790	2,350,918	2,075,728	32,637.65	06/36	CLEAR MTN BK	S&J
Morgantown 21 Parking Reserve	04/30/21				40,019.89			
Morgantown 00-A Water & Sewer Revenue	02/29/00	0.000 - 0.000	7,842,000	889,295	34,239.46	03/26	DEP	S&J
Morgantown 00-A Water & Sewer Reserve	02/29/00				0.00		SB	03/01/2026
Morgantown 00-B Water & Sewer Revenue	02/29/00	0.000 - 0.000	2,488,000	1,080,288	7,060.43	12/39	UNB	S&J
Morgantown 00-B Water & Sewer Reserve	02/29/00				0.00		SB	12/01/2039
Morgantown 06-A Water & Sewer Revenue	06/30/06	2.000 - 2.000	6,410,191	1,849,678	44,028.35	06/28	DEP	S&J
Morgantown 06-A Water & Sewer Reserve	06/30/06				0.00		SB	01/01/2027
Morgantown 07-A Water & Sewer Revenue	08/14/07	2.000 - 2.000	8,500,000	2,969,859	57,383.22	06/29	DEP	S&J
Morgantown 07-A Water & Sewer Reserve	08/14/07				0.00		SB	06/01/2029
Morgantown 10-C Water & Sewer Revenue	01/28/10	2.000 - 2.000	15,380,227	7,877,417	199,996.69	09/32	DEP	S&J
Morgantown 10-C Water & Sewer Reserve	01/28/10				2,103.96		SB	09/01/2032
Morgantown 10-D Water & Sewer Revenue	01/28/10	2.000 - 2.000	9,317,286	4,772,109	127,853.04	09/32	BPH	S&J
Morgantown 10-D Water & Sewer Reserve	01/28/10				1,489.72		SB	09/01/2032
Morgantown 10-E Water & Sewer Revenue	01/28/10	2.000 - 2.000	100,000	51,219	1,167.44	09/32	BPH	S&J
Morgantown 10-E Water & Sewer Reserve	01/28/10				6,294.53			

ACCOUNT NAME	ISSUE DATE	INTEREST	ORIGINAL ISSUANCE	6/30/2023 OUTSTANDING	6/30/2023 ACCT BALANCE	LAST DATE	PAYING AGENT	BOND COUNSEL
Morgantown 12-A Water & Sewer Revenue	08/24/12	0.500 - 0.500	570,000	403,270	2,173.69	03/44	BPH	S&J
Morgantown 12-A Water & Sewer Reserve	08/24/12				45.22		SB	03/01/2044
Morgantown 13-A (Canyon PSD) Water & Sewer Revenue	08/22/13	0.000 - 0.000	4,605,260	3,289,460	33,575.15	06/48	UNB	S&J
Morgantown 13-A (Canyon PSD) Water & Sewer Reserve	08/22/13				309.25		SB	06/01/2048
Morgantown 14-B Water & Sewer Revenue	07/23/14	3.160 - 3.160	505,421	320,955	3,106.86	08/34	JPMC	S&J
Morgantown 14-B Water & Sewer Reserve	07/23/14				35,342.08			
Morgantown 15-A Water & Sewer Revenue	03/31/15	7.750 - 7.750	137,568	71,172	7,285.32	10/31	BNY	BR
Morgantown 15-A Water & Sewer Reserve	03/31/15				24.91		SB	10/01/2031
Morgantown 15-B Water & Sewer Revenue	03/31/15	0.000 - 0.000	4,586	1,058	131.76	10/31	BNY	BR
Morgantown 15-B Water & Sewer Reserve	03/31/15				127.83			
Morgantown 15-C Water & Sewer Revenue	03/31/15	0.000 - 0.000	8,111,813	4,322,727	24,376.83	09/43	DEP	G&G
Morgantown 15-C Water & Sewer Reserve	03/31/15				501.71		SB	09/01/2043
Morgantown 15-D Water & Sewer Revenue	03/31/15	0.000 - 0.000	1,688,394	1,169,711	4,625.57	12/49	DEP	S&J
Morgantown 15-D Water & Sewer Reserve	03/31/15				99.34		SB	12/01/2049
Morgantown 15-E Water & Sewer Revenue	06/11/15	0.000 - 0.000	662,300	539,949	1,836.88	06/55	DEP	S&J
Morgantown 15-E Water & Sewer Reserve	06/11/15				17,465.76			
Morgantown 16-A Water & Sewer Revenue	12/01/16	3.000 - 5.000	69,755,000	62,155,000	1,234,065.87	12/46	DTC	S&J
Morgantown 16-B1 Water & Sewer Revenue	12/15/16	0.750 - 0.750	25,000,000	20,154,661	519,041.58	09/46	DEP	S&J
Morgantown 16-B1 Water & Sewer Reserve	12/15/16				0.00		SB	12/01/2047
Morgantown 17-A Water & Sewer Revenue	12/21/17	2.100 - 3.750	2,695,000	2,415,000	70,542.79	10/47	DTC	S&J
Morgantown 17-A Water & Sewer Reserve	12/21/17				0.00		SB	10/01/2047
Morgantown 18-A2 Water & Sewer Revenue	07/10/18	1.000 - 1.000	140,715	128,672	449.31	06/58	UNB	S&J
Morgantown 18-A2 Water & Sewer Reserve	07/10/18				4,514.43			
Morgantown 18-A Water & Sewer Revenue	01/31/18	1.000 - 1.000	394,074	356,036	1,411.50	12/57	UNB	S&J
Morgantown 18-A Water & Sewer Reserve	01/31/18				12,642.90			
Morgantown 18-B Water & Sewer Revenue	06/28/18	3.000 - 5.000	44,260,000	41,685,000	599,444.22	12/48	DTC	S&J
Morgantown 18-B Water & Sewer Reserve	06/28/18				0.00		SB	12/01/2048
Morgantown (RRP) 19-B Water & Sewer Revenue	08/11/16	0.500 - 0.500	2,546,000	2,107,344	9,670.37	12/47	BPH	S&J

ACCOUNT NAME	ISSUE DATE	INTEREST	ORIGINAL ISSUANCE	6/30/2023 OUTSTANDING	6/30/2023 ACCT BALANCE	LAST DATE	PAYING AGENT	BOND COUNSEL
Morgantown (RRP) 19-B Water & Sewer Reserve	08/11/16				214.50		SB	12/01/2047
Morgantown 20-A Water & Sewer Refunding Revenue	10/29/20	1.000 - 4.000	31,890,000	29,695,000	846,236.37	12/40	DTC	S&J
Morgantown 20-A Water & Sewer Refunding Reserve	10/29/20				0.00		SB	12/01/2040
Moundsville 11-A Sewer Revenue	06/09/11	2.000 - 2.000	3,678,601	1,976,372	31,480.24	03/33	DEP	S&J
Moundsville 11-A Sewer Reserve	06/09/11				228,662.50			
Moundsville 21 Sewer Revenue	03/18/21	3.300 - 3.300	470,605	381,826	4,783.29	04/31	WESBK-WHEEL	BR
Moundsville 21 Sewer Reserve	03/18/21				6,404.00			
Moundsville 87-A Sewer Revenue	11/18/87	8.380 - 8.380	1,846,978	533,394	119,693.15	10/26	BNY	S&J
Moundsville 87-A Sewer Reserve	11/18/87				166,077.56			
Moundsville 87-B Sewer Revenue	11/18/87	0.000 - 0.000	453,022	47,687	12,358.75	10/26	BNY	S&J
Moundsville 87-B Sewer Reserve	11/18/87				13,037.72			
Moundsville 05-B Water Revenue	12/21/05	5.200 - 5.200	9,745,000	6,203,710	363,027.73	10/35	BNY	S&J
Moundsville 05-B Water Reserve	12/21/05				683,499.10			
Moundsville 21-A Water Refunding Revenue	12/29/21	0.800 - 2.375	3,770,000	3,675,000	151,544.12	09/44	DTC	S&J
Moundsville 21-A Water Refunding Reserve	12/29/21				0.00		SB	03/01/2045
Mountain Top PSD 09-B Water Revenue	01/23/09	0.000 - 0.000	2,673,000	1,787,772	6,892.07	03/49	UNB	S&J
Mountain Top PSD 09-B Water Reserve	01/23/09				75,690.08			
Mt Hope 07-A Water & Sewer Revenue	11/28/07	0.000 - 0.000	646,600	339,444	8,283.74	03/39	DEP	JK
Mt Hope 07-A Water & Sewer Reserve	11/28/07				22,813.10			
Mt Hope 19-A Water & Sewer Revenue	04/24/19	0.000 - 0.000	1,700,000	1,578,571	4,335.97	03/59	DEP	JK
Mt Hope 19-A Water & Sewer Reserve	04/24/19				46,377.82			
Mt Zion PSD 95-A Sewer Reserve	06/21/95				7,093.83			
Mt Zion PSD 95-B Sewer Reserve	06/21/95				1,093.21			
Mt Zion PSD 10-A Water Reserve	04/26/10				4,089.41			
Mt Zion PSD 10-B Water Reserve	04/26/10				5,989.82			
Mt Zion PSD 84 Water Reserve	02/02/84				9,706.74			
Mt Zion PSD 98 Water Reserve	05/20/98				2,257.69			
Mullens 98-B Sewer Revenue	12/17/98	0.000 - 0.000	2,586,300	1,064,940	16,967.03	06/30	UNB	JK

ACCOUNT NAME	ISSUE DATE	INTEREST	ORIGINAL ISSUANCE	6/30/2023 OUTSTANDING	6/30/2023 ACCT BALANCE	LAST DATE	PAYING AGENT	BOND COUNSEL
Mullens 98-B Sewer Reserve	12/17/98				164,265.85			
Nettie Leivasy PSD 00 Water Revenue	08/29/00	5.800 - 5.800	386,000	267,670	11,893.29	10/39	BNY	S&J
Nettie Leivasy PSD 00 Water Reserve	08/29/00				25,749.01			
Nettie Leivasy PSD 11-A Water Revenue	03/02/11	0.000 - 0.000	2,000,000	1,441,558	5,058.87	03/51	UNB	S&J
Nettie Leivasy PSD 11-A Water Reserve	03/02/11				53,752.40			
Nettie Leivasy PSD 11-B Water Revenue	03/02/11	0.000 - 0.000	3,073,000	1,971,817	11,487.54	09/42	BPH	S&J
Nettie Leivasy PSD 11-B Water Reserve	03/02/11				105,994.11			
Nettie Leivasy PSD 11-C Water Revenue	09/29/11	0.000 - 0.000	1,000,000	738,560	2,546.46	09/51	UNB	S&J
Nettie Leivasy PSD 11-C Water Reserve	09/29/11				28,372.21			
Nettie Leivasy PSD 20-A Water Reserve	04/17/20				12,083.92			
Nettie Leivasy PSD 21-A Water Revenue	10/08/21	1.500 - 1.500	2,024,895	1,636,324	10,521.46	12/52	BPH	STB
Nettie Leivasy PSD 21-A Water Reserve	10/08/21				4,952.97			
New Creek PSD 87-A Sewer Revenue	08/17/87	8.380 - 8.380	200,757	57,978	15,457.84	10/26	BNY	S&J
New Creek PSD 87-A Sewer Reserve	08/17/87				18,052.87			
New Creek PSD 87-B Sewer Revenue	08/17/87	0.000 - 0.000	49,243	5,184	3,523.43	10/26	BNY	S&J
New Creek PSD 87-B Sewer Reserve	08/17/87				2,429.66			
New Creek Water 04-B Water Revenue	11/18/04	0.000 - 0.000	1,095,000	608,333	4,996.99	09/44	UNB	S&J
New Creek Water 04-B Water Reserve	11/18/04				31,135.12			
New Creek Water 04-C Water Revenue	11/18/04	3.000 - 3.000	286,000	54,511	3,328.65	06/26	UNB	S&J
New Creek Water 04-C Water Reserve	11/18/04				19,737.26			
New Creek Water 21-A Water Revenue	06/18/21	2.000 - 2.000	5,000,000	2,963,285	54,652.72	06/51	UNB	BR
New Creek Water 21-A Water Reserve	06/18/21				13,605.86			
New Creek Water 21-B Water Reserve	06/18/21				0.00			
New Creek Water 22-A Water Revenue	08/23/22	2.000 - 2.000	430,700	425,943	100.20	06/52	UNB	BR
New Creek Water 22-A Water Reserve	08/23/22				0.00			
New Cumberland 04-A Water & Sewer Revenue	06/18/04	0.000 - 0.000	238,600	127,658	1,276.06	06/44	UNB	S&J
New Cumberland 04-A Water & Sewer Reserve	06/18/04				6,655.73			
New Cumberland 09-A Water & Sewer Revenue	12/15/09	5.000 - 5.000	764,000	356,868	45,975.54	10/29	Truist/WDA	S&J

ACCOUNT NAME	ISSUE DATE	INTEREST	ORIGINAL ISSUANCE	6/30/2023 OUTSTANDING	6/30/2023 ACCT BALANCE	LAST DATE	PAYING AGENT	BOND COUNSEL
New Cumberland 09-A Water & Sewer Reserve	12/15/09				63,068.77			
New Cumberland 21-A Water & Sewer Reserve	03/19/21				2,490.54			
New Cumberland 21-B Water & Sewer Reserve	07/27/21				0.00			
New Cumberland 94-A Water & Sewer Revenue	10/27/94	6.750 - 6.750	647,121	361,907	32,082.47	10/33	BNY	S&J
New Cumberland 94-A Water & Sewer Reserve	10/27/94				48,740.60			
New Haven PSD 00-A Water Revenue	03/02/00	0.000 - 0.000	1,241,000	320,571	4,618.85	03/31	BPH	S&J
New Haven PSD 00-A Water Reserve	03/02/00				0.00		LOC	03/01/2031
New Haven PSD 00-B Water Revenue	03/02/00	0.000 - 0.000	9,004,675	3,867,374	21,986.19	03/40	UNB	S&J
New Haven PSD 00-B Water Reserve	03/02/00				0.00		LOC	03/01/2040
New Haven PSD 00-C Water Revenue	09/21/00	4.500 - 5.875	1,605,000	1,100,000	28,230.15	06/40	BNY	S&J
New Haven PSD 00-C Water Reserve	09/21/00				0.00		LOC	06/01/2040
New Haven PSD 00-D Water Revenue	09/21/00	0.000 - 0.000	767,354	204,608	2,837.85	06/31	BPH	S&J
New Haven PSD 00-D Water Reserve	09/21/00				0.00		LOC	06/01/2031
New Haven PSD 01-A Water Revenue	03/29/01	0.000 - 0.000	995,325	452,980	2,462.82	03/41	UNB	S&J
New Haven PSD 01-A Water Reserve	03/29/01				0.00		LOC	03/01/2041
New Haven PSD 01-B Water Revenue	03/29/01	0.000 - 0.000	732,646	213,675	2,695.97	03/32	BPH	S&J
New Haven PSD 01-B Water Reserve	03/29/01				0.00		LOC	03/01/2032
New Haven PSD 09-A Water Revenue	01/16/09	0.000 - 0.000	802,000	521,016	1,955.07	12/48	UNB	S&J
New Haven PSD 09-A Water Reserve	01/16/09				0.00		LOC	12/01/2048
New Haven PSD 09-B Water Revenue	08/12/09	0.000 - 0.000	651,806	431,006	1,843.43	12/47	UNB	S&J
New Haven PSD 09-B Water Reserve	08/12/09				0.00		LOC	06/01/2049
New Haven 10-B Sewer Refunding Revenue	12/16/10	0.000 - 0.000	3,277,500	2,048,415	11,629.84	03/42	DEP	S&J
New Haven 10-B Sewer Refunding Reserve	12/16/10				113,072.99			
New Haven 03-A & B Water Reserve	09/05/03				34,531.32			
New Haven 15-A Water Revenue	08/27/15	0.500 - 0.500	337,415	260,446	1,647.39	03/46	BPH	S&J
New Haven 15-A Water Reserve	08/27/15				9,364.84			
New Haven 18-A Water Revenue	06/27/18	0.500 - 0.500	5,456,585	4,903,272	23,648.10	03/50	BPH	S&J
New Haven 18-A Water Reserve	06/27/18				67,422.22			

ACCOUNT NAME	ISSUE DATE	INTEREST	ORIGINAL ISSUANCE	6/30/2023 OUTSTANDING	6/30/2023 ACCT BALANCE	LAST DATE	PAYING AGENT	BOND COUNSEL
New Martinsville 97-B Water & Sewer Revenue	03/13/97	0.000 - 0.000	6,720,000	2,431,579	48,147.81	03/37	UNB	JK
New Martinsville 97-B Water & Sewer Reserve	03/13/97				190,279.55			
New Martinsville 97-C Water & Sewer Revenue	03/13/97	1.000 - 1.000	420,000	327,532	4,533.76	03/37	UNB	JK
New Martinsville 97-C Water & Sewer Reserve	03/13/97				26,102.14			
Newburg 02 Sewer Reserve	05/03/02				6,196.60			
Newburg 08-A Water Revenue	08/05/08	0.000 - 0.000	522,000	341,164	1,333.28	06/48	UNB	S&J
Newburg 08-A Water Reserve	08/05/08				14,278.24			
Newburg 10-A Water Reserve	07/19/10				18,798.90			
Nitro 00-A Sewer Revenue	06/28/00	0.000 - 0.000	2,050,000	563,739	7,349.28	09/31	DEP	VLF
Nitro 00-A Sewer Reserve	06/28/00				70,252.15			
Nitro 01-A Sewer Revenue	06/05/01	0.000 - 0.000	543,800	154,054	2,083.59	12/31	DEP	VLF
Nitro 01-A Sewer Reserve	06/05/01				18,637.40			
Nitro 09-A Sewer Revenue	11/12/09	0.000 - 0.000	1,910,778	764,298	10,392.65	06/31	DEP	VLF
Nitro 09-A Sewer Reserve	11/12/09				98,224.70			
Nitro 15-A Sewer Revenue	12/03/15	0.500 - 0.500	679,519	511,086	3,317.12	12/39	DEP	JK
Nitro 15-A Sewer Reserve	12/03/15				25,223.51			
Nitro 16-A Sewer Revenue	12/01/16	0.500 - 0.500	2,350,000	1,767,504	11,460.35	12/39	DEP	JK
Nitro 16-A Sewer Reserve	12/01/16				69,459.10			
Nitro 17-A Sewer Revenue	08/29/17	0.500 - 0.500	2,484,559	1,909,324	12,252.58	12/39	DEP	JK
Nitro 17-A Sewer Reserve	08/29/17				66,986.62			
Nitro 18-A Sewer Revenue	10/24/18	0.500 - 0.500	2,757,922	2,216,093	13,696.47	12/39	DEP	JK
Nitro 18-A Sewer Reserve	10/24/18				62,756.26			
North Beckley PSD 03-A Sewer Revenue	09/29/03	0.000 - 0.000	5,307,741	2,123,088	41,909.06	06/35	DEP	BR
North Beckley PSD 03-A Sewer Reserve	09/29/03				194,165.14			
North Beckley PSD 09-A Sewer Revenue	10/29/09	0.000 - 0.000	4,544,324	2,688,700	31,210.45	03/41	DEP	S&J
North Beckley PSD 09-A Sewer Reserve	10/29/09				166,196.78			
North Beckley PSD 15-B Sewer Revenue	06/18/15	1.000 - 1.000	2,309,261	2,059,353	15,544.22	09/54	UNB	STB
North Beckley PSD 15-B Sewer Reserve	06/18/15				80,144.44			

ACCOUNT NAME	ISSUE DATE	INTEREST	ORIGINAL ISSUANCE	6/30/2023 OUTSTANDING	6/30/2023 ACCT BALANCE	LAST DATE	PAYING AGENT	BOND COUNSEL
North Beckley PSD 20-A Sewer Revenue	04/30/20	2.750 - 2.750	1,075,000	811,574	21,319.10	03/40	DEP	WLO
North Beckley PSD 20-A Sewer Reserve	04/30/20				12,187.82			
North Hills 04 Sewer Reserve	02/19/04				71,920.90			
Northern Jackson County PSD 10-A Sewer Revenue	09/01/10	1.000 - 1.000	550,000	412,721	1,714.44	09/50	UNB	G&G
Northern Jackson County PSD 10-A Sewer Reserve	09/01/10				17,926.42			
Northern Jackson County PSD 05-A Water Revenue	06/23/05	0.000 - 0.000	2,035,472	1,163,127	10,112.59	06/45	UNB	G&G
Northern Jackson County PSD 05-A Water Reserve	06/23/05				57,753.74			
Northern Jackson County PSD 12-A Water Revenue	07/24/12	0.000 - 0.000	1,910,000	1,448,092	4,952.34	06/52	UNB	G&G
Northern Jackson County PSD 12-A Water Reserve	07/24/12				49,497.57			
Northern Jackson County PSD 20 Water Ref Revenue	12/17/20	2.290 - 2.290	1,415,391	1,210,664	9,629.26	12/35	Truist Govrn	JK
Northern Jackson County PSD 20 Water Ref Reserve	12/17/20				115,365.73			
Northern Wayne County PSD 01-A Sewer Design Revenue	01/30/01	0.000 - 0.000	497,857	145,192	3,546.83	03/32	DEP	S&J
Northern Wayne County PSD 01-A Sewer Design Reserve	01/30/01				16,596.00			
Northern Wayne County PSD 05-A Sewer Revenue	10/04/05	0.000 - 0.000	4,536,000	2,041,200	13,552.88	12/36	DEP	S&J
Northern Wayne County PSD 05-A Sewer Reserve	10/04/05				151,200.00			
Northern Wayne County PSD 16-A Sewer Refunding Revenue	05/05/16	2.470 - 2.470	1,067,000	523,812	8,121.07	03/29	Truist Govrn	S&J
Northern Wayne County PSD 16-A Sewer Refunding Reserve	05/05/16				97,814.00			
Northern Wayne County PSD 89-A Sewer Revenue	03/16/89	8.400 - 8.400	2,354,914	1,061,638	110,443.15	10/29	BNY	JK
Northern Wayne County PSD 89-A Sewer Reserve	03/16/89				206,709.00			
Northern Wayne County PSD 89-C Sewer Revenue	03/16/89	0.000 - 0.000	349,086	62,656	6,712.30	10/29	BNY	JK
Northern Wayne County PSD 89-C Sewer Reserve	03/16/89				8,951.00			
Norton-Harding-Jimtown PSD 06-A Sewer Revenue	10/12/06	0.000 - 0.000	333,000	199,764	853.47	09/46	UNB	S&J
Norton-Harding-Jimtown PSD 06-A Sewer Reserve	10/12/06				9,321.23			
Norton-Harding-Jimtown PSD 13-A Sewer Revenue	05/06/13	2.000 - 2.000	1,000,000	774,465	6,070.12	12/44	UNB	S&J
Norton-Harding-Jimtown PSD 13-A Sewer Reserve	05/06/13				45,412.38			
Norton-Harding-Jimtown PSD 23-A Sewer Reserve	05/26/23				0.00			
Norton-Harding-Jimtown PSD 04-B Water Revenue	11/30/04	5.500 - 5.500	105,336	29,092	6,508.97	10/26	Truist/WDA	S&J
Norton-Harding-Jimtown PSD 04-B Water Reserve	11/30/04				8,487.96			

ACCOUNT NAME	ISSUE DATE	INTEREST	ORIGINAL ISSUANCE	6/30/2023 OUTSTANDING	6/30/2023 ACCT BALANCE	LAST DATE	PAYING AGENT	BOND COUNSEL
Norton-Harding-Jimtown PSD 04-C Water Revenue	11/30/04	6.000 - 6.000	798,427	643,140	27,199.24	10/44	Truist/WDA	S&J
Norton-Harding-Jimtown PSD 04-C Water Reserve	11/30/04				54,617.24			
Norton-Harding-Jimtown PSD 07-A Water Reserve	09/26/07				35,070.37			
Norton-Harding-Jimtown PSD 99-A Water Revenue	02/23/99	0.000 - 0.000	1,380,000	551,986	6,721.68	12/38	UNB	S&J
Norton-Harding-Jimtown PSD 99-A Water Reserve	02/23/99				37,963.53			
Nutter Fort 02 Sewer Revenue	06/04/02	0.000 - 0.000	1,053,812	221,298	5,716.48	09/28	DEP	S&J
Nutter Fort 02 Sewer Reserve	06/04/02				55,800.35			
Nutter Fort 03 Sewer Revenue	07/30/03	0.000 - 0.000	328,000	72,160	5,921.84	12/28	UNB	S&J
Nutter Fort 03 Sewer Reserve	07/30/03				17,059.57			
Nutter Fort 20-A Sewer Revenue	02/27/20	0.250 - 0.250	3,647,964	3,509,361	9,628.18	09/59	DEP	S&J
Nutter Fort 20-A Sewer Reserve	02/27/20				16,461.76			
Nutter Fort 09-A Water Revenue	02/17/09	0.000 - 0.000	1,815,000	1,202,128	4,656.37	12/48	UNB	S&J
Nutter Fort 09-A Water Reserve	02/17/09				51,487.39			
Oak Hill 17-A2 Sewer Revenue	09/21/17	0.250 - 0.250	208,000	159,529	1,514.52	09/57	DEP	BR
Oak Hill 17-A2 Sewer Reserve	09/21/17				2,134.23			
Oak Hill 17-A1 Sewer Revenue	09/21/17	0.250 - 0.250	13,792,000	12,541,158	38,051.15	09/57	DEP	BR
Oak Hill 17-A1 Sewer Reserve	09/21/17				148,005.57			
Oak Hill 17-B Sewer Revenue	09/21/17	1.000 - 1.000	8,365,211	7,704,756	31,924.05	09/57	UNB	BR
Oak Hill 17-B Sewer Reserve	09/21/17				98,393.86			
Oak Hill 88-A Sewer Revenue	08/25/88	9.000 - 9.000	1,764,285	737,915	119,765.21	10/28	BNY	S&J
Oak Hill 88-A Sewer Reserve	08/25/88				168,220.02			
Oak Hill 88-B Sewer Revenue	08/25/88	0.000 - 0.000	441,071	67,841	14,991.39	10/28	BNY	S&J
Oak Hill 88-B Sewer Reserve	08/25/88				21,189.77			
Oak Hill 91-A Sewer Revenue	03/28/91	8.100 - 8.100	1,817,920	805,799	102,488.98	10/29	BNY	S&J
Oak Hill 91-A Sewer Reserve	03/28/91				158,810.65			
Oak Hill 91-B Sewer Revenue	03/28/91	0.000 - 0.000	82,080	15,120	2,388.52	10/29	BNY	S&J
Oak Hill 91-B Sewer Reserve	03/28/91				4,046.06			
Oakland PSD 12-A Water Revenue	05/24/12	0.000 - 0.000	3,014,455	2,084,978	11,446.63	03/44	BPH	S&J

ACCOUNT NAME	ISSUE DATE	INTEREST	ORIGINAL ISSUANCE	6/30/2023 OUTSTANDING	6/30/2023 ACCT BALANCE	LAST DATE	PAYING AGENT	BOND COUNSEL
Oakland PSD 12-A Water Reserve	05/24/12				99,602.89			
Oakland PSD 95 Water Revenue	06/28/95	6.750 - 6.750	579,740	324,225	28,527.92	10/33	BNY	G&G
Oakland PSD 95 Water Reserve	06/28/95				43,665.37			
Oakvale Road PSD 02-A Water Revenue	06/04/02	0.000 - 0.000	558,620	265,344	1,291.21	06/42	UNB	S&J
Oakvale Road PSD 02-A Water Reserve	06/04/02				0.00		LOC	06/01/2042
Oakvale Road PSD 11-A Water Revenue	09/08/11	0.000 - 0.000	3,400,000	2,527,609	8,336.43	09/51	UNB	S&J
Oakvale Road PSD 11-A Water Reserve	09/08/11				0.00		LOC	09/01/2051
Oakvale Road PSD 17-A Water Revenue	06/27/17	0.000 - 0.000	2,038,206	1,809,056	4,748.38	06/57	UNB	S&J
Oakvale Road PSD 17-A Water Reserve	06/27/17				24,930.19			
Oakvale Road PSD 96 Water Revenue	12/04/96	3.000 - 3.000	12,700,000	6,096,497	59,546.38	12/36	UNB	S&J
Oakvale Road PSD 96 Water Reserve	12/04/96				0.00		LOC	12/01/2036
Oakvale Road PSD 99-A Water Revenue	04/23/99	3.000 - 3.000	1,268,489	689,643	7,819.36	03/39	UNB	S&J
Oakvale Road PSD 99-A Water Reserve	04/23/99				0.00		LOC	03/01/2039
Oakvale Road PSD 99-B Water Revenue	11/04/99	3.000 - 3.000	731,511	404,824	8,153.75	09/39	UNB	S&J
Oakvale Road PSD 99-B Water Reserve	11/04/99				0.00		LOC	09/01/2039
Oceana 00-A Sewer Revenue	06/16/00	0.000 - 0.000	5,364,000	1,564,500	18,810.49	03/32	DEP	S&J
Oceana 00-A Sewer Reserve (R)*	06/16/00				194,634.51			
Oceana 00-B Sewer Revenue	06/21/00	0.000 - 0.000	7,273,500	3,232,652	18,632.17	06/40	UNB	S&J
Oceana 00-B Sewer Reserve (R)*	06/16/00				207,006.13			
Oceana 18-A Sewer Revenue	08/17/18	0.500 - 0.500	6,420,299	6,374,856	6,773.48	06/48	DEP	S&J
Oceana 18-A Sewer Reserve	08/17/18				14,151.93			
Oceana 92-A Sewer Revenue	11/18/92	7.750 - 7.750	952,364	492,715	42,137.37	10/31	BNY	G&G
Oceana 92-A Sewer Reserve (R)*	11/18/92				80,795.91			
Oceana 92-B Sewer Revenue	11/18/92	0.000 - 0.000	31,746	7,326	648.65	10/31	BNY	G&G
Oceana 92-B Sewer Reserve (R)*	11/18/92				887.09			
Oceana 17-A Water Revenue	12/06/17	0.750 - 0.750	300,000	252,245	2,654.84	03/48	BPH	S&J
Oceana 17-A Water Reserve	12/06/17				6,206.32			
Oceana 18-A Water Revenue	09/26/18	0.750 - 0.750	450,000	395,682	1,672.35	06/49	BPH	S&J

ACCOUNT NAME	ISSUE DATE	INTEREST	ORIGINAL ISSUANCE	6/30/2023 OUTSTANDING	6/30/2023 ACCT BALANCE	LAST DATE	PAYING AGENT	BOND COUNSEL
Oceana 18-A Water Reserve	09/26/18				7,072.41			
Oceana 21-A Water Revenue	03/30/21	0.750 - 0.750	2,250,000	2,131,982	8,666.07	09/52	BPH	S&J
Oceana 21-A Water Reserve	03/30/21				7,100.04			
Oceana (KOP) 22-A Water Revenue	06/28/22	6.250 - 6.250	644,000	388,310	25,288.77	10/35	BNY	JK
Oceana (KOP) 22-A Water Reserve	09/20/96				45,511.61			
Oceana 96 Water Refunding Revenue	09/20/96	6.250 - 6.250	2,172,800	1,310,124	96,588.37	10/35	BNY	G&G
Oceana 96 Water Refunding Reserve	09/20/96				153,553.44			
Ohio County Develop 11-A Water Revenue	02/28/11	3.000 - 3.000	1,600,000	446,233	35,289.20	09/28	UNB	JK
Ohio County Develop 11-A Water Reserve	02/28/11				110,384.05			
Ohio County PSD 13-A Sewer Revenue	05/16/13	2.000 - 2.000	1,605,000	961,216	15,398.01	06/34	DEP	S&J
Ohio County PSD 13-A Sewer Reserve	05/16/13				94,042.98			
Ohio County PSD 86-A Sewer Revenue	05/16/86	9.750 - 9.750	100,320	25,098	7,632.96	10/25	BNY	S&J
Ohio County PSD 86-A Sewer Reserve	05/16/86				10,275.82			
Ohio County PSD 86-B Sewer Revenue	05/16/86	0.000 - 0.000	49,961	3,843	3,358.85	10/25	BNY	S&J
Ohio County PSD 86-B Sewer Reserve	05/16/86				3,114.88			
Ohio County PSD 88-A Sewer Revenue	09/30/88	9.000 - 9.000	694,925	290,655	47,175.28	10/28	BNY	S&J
Ohio County PSD 88-A Sewer Reserve	09/30/88				66,260.64			
Ohio County PSD 88-B Sewer Revenue	09/30/88	0.000 - 0.000	173,731	26,716	10,192.98	10/28	BNY	S&J
Ohio County PSD 88-B Sewer Reserve	09/30/88				5,667.69			
Ohio County PSD 89-A Sewer Revenue	04/03/89	8.400 - 8.400	1,013,841	457,058	53,297.67	04/29	BNY	S&J
Ohio County PSD 89-A Sewer Reserve	04/03/89				91,002.29			
Ohio County PSD 89-B Sewer Revenue	04/03/89	0.000 - 0.000	150,288	26,975	5,864.18	04/29	BNY	S&J
Ohio County PSD 89-B Sewer Reserve	04/03/89				4,905.68			
Ohio County PSD 97-A Sewer Revenue	10/15/97	0.000 - 0.000	1,081,000	388,051	5,436.22	06/37	UNB	S&J
Ohio County PSD 97-A Sewer Reserve	10/15/97				38,976.01			
Ohio County Schools 19 GO	05/09/19	2.000 - 4.000	42,200,000	33,370,000	249,160.24	06/34	DTC	D&S
Ohio County Schools 19 GO Sur Col	05/09/19				1,390,730.89			
Paden City 11-A Sewer Reserve	02/03/11				91,554.83			

ACCOUNT NAME	ISSUE DATE	INTEREST	ORIGINAL ISSUANCE	6/30/2023 OUTSTANDING	6/30/2023 ACCT BALANCE	LAST DATE	PAYING AGENT	BOND COUNSEL
Paden City 17-A Sewer Reserve	02/21/17				81,252.07			
Paden City 17-B Sewer Reserve	02/21/17				14,635.46			
Paden City 22 Sewer GAN	02/25/22	4.500 - 4.500	500,000	500,000	3,885.32	03/27	WESBK-WHEEL	S&J
Paden City 87-A Sewer Revenue	04/28/87	8.380 - 8.380	536,426	154,917	37,339.92	10/26	BNY	S&J
Paden City 87-A Sewer Reserve	04/28/87				48,235.55			
Paden City 87-B Sewer Revenue	04/28/87	0.000 - 0.000	131,574	13,851	4,981.67	10/26	BNY	S&J
Paden City 87-B Sewer Reserve	04/28/87				4,519.31			
Paden City 01-A Water Reserve	04/26/01				110,219.79			
Paden City 21-A Water Reserve	05/06/21				2,767.37			
Page-Kincaid PSD 09-A Sewer Reserve	06/11/09				30,983.62			
Page-Kincaid PSD 09-B Sewer Revenue	06/11/09	0.000 - 0.000	470,000	317,400	1,092.00	06/49	UNB	S&J
Page-Kincaid PSD 09-B Sewer Reserve	06/11/09				12,634.62			
Page-Kincaid PSD 13-A Sewer Reserve	06/13/13				12,084.09			
Page-Kincaid PSD 88-A Sewer Revenue	07/01/88	9.000 - 9.000	112,000	46,843	7,607.10	10/28	BNY	S&J
Page-Kincaid PSD 88-A Sewer Reserve	07/01/88				10,678.91			
Page-Kincaid PSD 88-B Sewer Revenue	07/01/88	0.000 - 0.000	28,000	4,306	946.89	10/28	BNY	S&J
Page-Kincaid PSD 88-B Sewer Reserve	07/01/88				1,330.47			
Page-Kincaid PSD 93 Water Reserve	04/22/93				5,794.42			
Page-Kincaid PSD 98 Water Reserve	11/13/98				14,578.26			
Parkersburg 03-A Water & Sewer Revenue	03/04/03	3.000 - 3.000	4,000,000	261,765	23,984.55	06/24	UNB	S&J
Parkersburg 03-A Water & Sewer Reserve	03/04/03				272,716.34			
Parkersburg 03-B Water & Sewer Revenue	03/04/03	5.000 - 5.000	3,250,000	244,241	195,178.15	10/23	BNY	S&J
Parkersburg 03-B Water & Sewer Reserve	03/04/03				262,248.63			
Parkersburg 03-D Water & Sewer Revenue	08/04/03	3.000 - 3.000	926,000	75,467	5,656.85	09/24	UNB	S&J
Parkersburg 03-D Water & Sewer Reserve	08/04/03				63,134.27			
Parkersburg 03-E Water & Sewer Revenue	08/04/03	2.000 - 2.000	4,326,705	387,706	25,775.95	12/24	DEP	S&J
Parkersburg 03-E Water & Sewer Reserve	08/04/03				268,954.68			
Parkersburg 06-D Water & Sewer Refunding Revenue	12/14/06	0.000 - 0.000	9,000,000	4,425,000	29,031.04	03/38	DEP	S&J

ACCOUNT NAME	ISSUE DATE	INTEREST	ORIGINAL ISSUANCE	6/30/2023 OUTSTANDING	6/30/2023 ACCT BALANCE	LAST DATE	PAYING AGENT	BOND COUNSEL
Parkersburg 06-D Water & Sewer Refunding Reserve	12/14/06				321,223.93			
Parkersburg 06-E Water & Sewer Revenue	12/14/06	0.000 - 0.000	4,175,342	2,025,460	14,543.76	06/37	DEP	S&J
Parkersburg 06-E Water & Sewer Reserve	12/14/06				159,342.70			
Parkersburg 11-A Water & Sewer Revenue	03/16/11	2.000 - 2.000	5,800,000	3,043,557	34,546.31	12/32	BPH	S&J
Parkersburg 11-A Water & Sewer Reserve	03/16/11				360,543.07			
Parkersburg 12-A Water & Sewer Revenue	05/23/12	0.000 - 0.000	5,731,700	2,937,497	27,162.30	09/33	DEP	S&J
Parkersburg 12-A Water & Sewer Reserve	05/23/12				291,005.35			
Parkersburg 14-B Water & Sewer Revenue	08/27/14	1.000 - 1.000	12,676,820	8,983,742	63,099.78	03/37	UNB	S&J
Parkersburg 14-B Water & Sewer Reserve	08/27/14				464,669.60			
Parkersburg 21-A Water & Sewer Refunding Revenue	07/14/21	0.400 - 3.000	7,585,000	5,765,000	1,832,171.56	08/25	DTC	S&J
Parkersburg 21-A Water & Sewer Refunding Reserve	07/14/21				0.00		SB	08/01/2025
Parkersburg 22-A Water & Sewer Revenue	03/09/22	2.000 - 2.000	11,000,000	11,000,000	0.00	09/48	BPH	S&J
Parkersburg 22-A Water & Sewer Reserve	03/09/22				0.00			
Parsons 06-A Water & Sewer Revenue	08/22/06	0.000 - 0.000	454,300	269,647	2,402.82	06/46	UNB	S&J
Parsons 06-A Water & Sewer Reserve	08/22/06				11,989.01			
Parsons 07-A Water & Sewer Revenue	04/24/07	0.000 - 0.000	1,109,250	291,165	10,192.62	09/28	UNB	S&J
Parsons 07-A Water & Sewer Reserve	04/24/07				59,678.40			
Parsons 10-A Water & Sewer Revenue	05/04/10	0.000 - 0.000	1,150,000	793,840	2,993.32	03/50	UNB	S&J
Parsons 10-A Water & Sewer Reserve	05/04/10				32,463.33			
Parsons 89-A Water & Sewer Revenue	11/22/89	8.400 - 8.400	269,103	121,316	15,628.87	10/29	BNY	S&J
Parsons 89-A Water & Sewer Reserve	11/22/89				24,154.65			
Parsons 89-B Water & Sewer Revenue	11/22/89	0.000 - 0.000	39,891	7,160	2,229.91	10/29	BNY	S&J
Parsons 89-B Water & Sewer Reserve	11/22/89				1,745.89			
Parsons 96 Water & Sewer Revenue	05/08/96	6.250 - 6.250	457,500	275,362	18,905.21	10/35	BNY	S&J
Parsons 96 Water & Sewer Reserve	05/08/96				32,273.90			
Paw Paw Rt 19 PSD 08-A Water Reserve	06/09/08				70,827.07			
Paw Paw Rt 19 PSD 17-A Water Reserve	05/11/17				13,539.44			
Paw Paw 12-A Sewer Revenue	08/24/12	0.000 - 0.000	487,777	364,391	1,264.98	09/51	UNB	S&J

ACCOUNT NAME	ISSUE DATE	INTEREST	ORIGINAL ISSUANCE	6/30/2023 OUTSTANDING	6/30/2023 ACCT BALANCE	LAST DATE	PAYING AGENT	BOND COUNSEL
Paw Paw 12-A Sewer Reserve	08/24/12				14,134.51			
Paw Paw 21-A Sewer Revenue	11/18/21	1.000 - 1.000	151,130	148,745	414.73	09/61	UNB	S&J
Paw Paw 21-A Sewer Reserve	11/18/21				396.62			
Paw Paw 22-A Water Revenue	03/31/22	1.000 - 1.000	200,000	128,926	1,698.01	03/62	UNB	S&J
Paw Paw 22-A Water Reserve	03/31/22				674.72			
Pax 20-A Sewer Reserve	02/07/20				1,211.03			
Pax 23-A Water Reserve	04/14/23				0.00			
Pea Ridge PSD 03-A Sewer Revenue	08/19/03	0.000 - 0.000	12,429,500	4,868,213	57,964.30	03/35	DEP	S&J
Pea Ridge PSD 03-A Sewer Reserve	08/19/03				452,748.65			
Pea Ridge PSD 03-B Sewer Revenue	08/19/03	5.000 - 5.000	100,000	7,685	6,219.20	10/23	BNY	S&J
Pea Ridge PSD 03-B Sewer Reserve (R)*	08/19/03				8,352.02			
Pea Ridge PSD 07-A Sewer Revenue	08/28/07	0.000 - 0.000	1,043,821	530,580	3,693.48	09/38	DEP	S&J
Pea Ridge PSD 07-A Sewer Reserve	08/28/07				37,483.58			
Pea Ridge PSD 14-A Sewer Revenue	10/08/14	0.500 - 0.500	8,156,112	6,447,266	46,732.34	09/37	DEP	S&J
Pea Ridge PSD 14-A Sewer Reserve	10/22/14				431,432.19			
Pea Ridge PSD 17-A Sewer Revenue	10/17/17	2.000 - 2.000	2,500,000	2,279,347	15,224.32	12/49	UNB	S&J
Pea Ridge PSD 17-A Sewer Reserve	10/17/17				41,014.48			
Pea Ridge PSD 22-A Sewer Revenue	09/22/22	1.750 - 1.750	19,939,092	3,664,546	0.00	09/52	DEP	S&J
Pea Ridge PSD 22-A Sewer Reserve	09/22/22				0.00			
Pendleton County PSD 09-A Water Reserve	10/26/09				13,755.65			
Pendleton County PSD 17-A Water Reserve	08/03/17				8,410.15			
Pennsboro 12-A Sewer Revenue	12/11/12	0.000 - 0.000	443,618	342,118	1,135.82	12/52	DEP	S&J
Pennsboro 12-A Sewer Reserve	12/11/12				10,586.72			
Pennsboro 17-A Sewer Revenue	05/03/17	0.250 - 0.250	2,585,090	2,275,220	6,740.61	09/56	DEP	S&J
Pennsboro 17-A Sewer Reserve	05/03/17				35,569.25			
Pennsboro 93 Sewer Reserve	04/12/93				22,603.13			
Pennsboro 21-A Water Revenue	08/05/21	1.000 - 1.000	2,800,000	2,737,906	7,699.54	06/61	UNB	S&J
Pennsboro 21-A Water Reserve	08/05/21				2,957.00			

ACCOUNT NAME	ISSUE DATE	INTEREST	ORIGINAL ISSUANCE	6/30/2023 OUTSTANDING	6/30/2023 ACCT BALANCE	LAST DATE	PAYING AGENT	BOND COUNSEL
Pennsboro 99 Water Reserve	05/05/99				26,481.64			
Petersburg 03-A Sewer Revenue	07/15/03	0.000 - 0.000	4,415,311	2,177,809	29,977.84	09/41	DEP	S&J
Petersburg 03-A Sewer Reserve	07/15/03				130,330.95			
Petersburg 16-A Sewer Revenue	09/21/16	1.000 - 1.000	710,000	638,729	2,148.11	09/56	UNB	S&J
Petersburg 16-A Sewer Reserve	09/21/16				10,732.17			
Petersburg 16-B Sewer Reserve	09/21/16				28,992.32			
Petersburg 87-A Sewer Revenue	04/23/87	8.380 - 8.380	650,306	187,803	37,327.26	10/26	BNY	S&J
Petersburg 87-A Sewer Reserve	04/23/87				58,475.00			
Petersburg 87-B Sewer Revenue	04/23/87	0.000 - 0.000	159,506	16,791	3,376.41	10/26	BNY	S&J
Petersburg 87-B Sewer Reserve	04/23/87				4,580.64			
Petersburg 09-A Water Revenue	04/16/09	2.000 - 2.000	2,700,000	1,140,444	19,500.69	12/30	BPH	S&J
Petersburg 09-A Water Reserve	04/16/09				167,836.13			
Petersburg 09-C Water Revenue	04/16/09	0.000 - 0.000	2,500,000	1,458,311	7,254.31	12/40	BPH	S&J
Petersburg 09-C Water Reserve	08/13/09				86,275.32			
Petersburg 96 Water Revenue	08/29/96	6.250 - 6.250	492,590	296,482	16,921.46	10/35	BNY	S&J
Petersburg 96 Water Reserve	08/29/96				34,748.91			
Philippi 02 Sewer Revenue	11/12/02	0.000 - 0.000	1,162,700	406,938	31,360.06	12/33	DEP	S&J
Philippi 02 Sewer Reserve	11/12/02				42,745.37			
Philippi 13-A Sewer Refunding Revenue	06/27/13	0.000 - 0.000	4,074,770	3,175,130	11,511.53	06/53	DEP	S&J
Philippi 13-A Sewer Refunding Reserve	06/27/13				96,246.19			
Philippi 09-B Water Reserve	04/16/09				128,242.13			
Philippi 11-A Water Reserve	06/09/11				277,150.95			
Philippi 11-B Water Revenue	06/09/11	0.000 - 0.000	2,074,000	1,382,641	6,823.22	06/43	UNB	S&J
Philippi 11-B Water Reserve	06/09/11				71,220.81			
Philippi 11-C Water Revenue	06/09/11	0.000 - 0.000	1,946,000	1,433,880	5,060.01	06/51	UNB	S&J
Philippi 11-C Water Reserve	06/09/11				52,756.31			
Philippi 18-A Water Reserve	05/09/18				20,759.24			
Piedmont 17-A Sewer Revenue	05/03/17	1.000 - 1.000	1,036,000	923,746	4,616.78	03/57	UNB	S&J

ACCOUNT NAME	ISSUE DATE	INTEREST	ORIGINAL ISSUANCE	6/30/2023 OUTSTANDING	6/30/2023 ACCT BALANCE	LAST DATE	PAYING AGENT	BOND COUNSEL
Piedmont 17-A Sewer Reserve	05/03/17				17,055.30			
Piedmont 01-A Water Reserve	03/15/01				53,514.76			
Piedmont 01-B Water Reserve	03/15/01				19,719.61			
Pine Grove 93 Sewer Reserve	04/01/93				12,308.03			
Pineville 08-A Water Reserve	09/15/08				75,185.21			
Pineville 22-A Water Revenue	01/12/22	1.000 - 1.000	550,000	314,571	3,711.82	09/52	BPH	S&J
Pineville 22-A Water Reserve	01/12/22				1,799.45			
Pleasant Hill PSD 04 Water Reserve	01/01/04				8,307.35			
Pleasant Hill PSD 12-A Water Reserve	06/28/12				12,591.86			
Pleasant Hill PSD 16-A Water Reserve	03/11/16				9,248.27			
Pleasant Hill PSD 89 Water Reserve	10/02/89				14,222.08			
Pleasant Hill PSD 94 Water Reserve	09/09/94				7,841.57			
Pleasant Valley PSD 95 Water Revenue	12/07/95	6.750 - 6.750	476,000	266,492	19,226.38	10/33	BNY	S&J
Pleasant Valley PSD 95 Water Reserve	12/07/95				35,889.69			
Pleasants County Devel Auth 10-A Water Lease Revenue	06/11/10	0.000 - 0.000	3,000,000	850,000	20,106.17	09/27	UNB	JK
Pleasants County Devel Auth 10-A Water Lease Reserve	06/11/10				218,641.30			
Pleasants County Devel Auth 10-B Water Lease Revenue	06/11/10	4.000 - 4.000	100,000	40,040	6,477.27	10/27	Truist/WDA	JK
Pleasants County Devel Auth 10-B Water Lease Reserve	06/11/10				9,838.62			
Pleasants County Devel Auth 10-C Water Lease Revenue	08/19/10	4.000 - 4.000	900,000	360,361	59,422.82	10/27	Truist/WDA	JK
Pleasants County Devel Auth 10-C Water Lease Reserve	08/19/10				82,786.52			
Pleasants County PSD 10-A Water Reserve	06/11/10				19,485.96			
Pleasants County Schools 21 Ref GO	03/24/21	0.400 - 3.000	7,015,000	4,150,000	178,729.15	05/26	DTC	D&S
Pleasants County Schools 21 Ref GO Sur Col	03/24/21				271,165.61			
Pocahontas County PSD 08-A Sewer Revenue	12/30/08	0.000 - 0.000	2,022,009	1,156,605	6,335.59	09/41	UNB	S&J
Pocahontas County PSD 08-A Sewer Reserve	12/30/08				70,028.45			
Pocahontas County PSD 15-A Sewer Revenue	04/29/15	0.000 - 0.000	10,960,786	9,274,104	31,331.80	03/55	DEP	S&J
Pocahontas County PSD 15-A Sewer Reserve	04/29/15				178,725.86			
Pocahontas County PSD 15-B Sewer Revenue	04/29/15	1.000 - 1.000	16,089,990	13,947,905	56,757.34	03/55	UNB	S&J

ACCOUNT NAME	ISSUE DATE	INTEREST	ORIGINAL ISSUANCE	6/30/2023 OUTSTANDING	6/30/2023 ACCT BALANCE	LAST DATE	PAYING AGENT	BOND COUNSEL
Pocahontas County PSD 15-B Sewer Reserve	04/29/15				313,824.56			
Pocahontas County PSD 21-A Sewer Revenue	11/18/21	0.250 - 0.250	974,367	898,781	2,432.79	09/61	DEP	S&J
Pocahontas County PSD 21-A Sewer Reserve	11/18/21				890.40			
Pocahontas County PSD 11-A Water Revenue	02/24/11	0.000 - 0.000	295,448	209,409	754.78	12/50	UNB	S&J
Pocahontas County PSD 11-A Water Reserve	02/24/11				7,914.70			
Pocahontas County PSD 18-A Water Revenue	02/28/18	3.000 - 3.000	2,109,085	1,759,751	27,801.69	03/39	UNB	S&J
Pocahontas County PSD 18-A Water Reserve	02/28/18				63,042.85			
Pt Pleasant 13-A Water & Sewer Revenue	06/27/13	2.000 - 2.000	3,713,058	2,268,793	24,933.74	09/34	DEP	S&J
Pt Pleasant 13-A Water & Sewer Reserve	06/27/13				211,414.24			
Pt Pleasant 89-A Water & Sewer Revenue	06/27/89	8.400 - 8.400	1,837,600	828,423	115,180.29	04/29	BNY	S&J
Pt Pleasant 89-A Water & Sewer Reserve	06/27/89				164,945.40			
Pt Pleasant 89-B Water & Sewer Revenue	06/27/89	0.000 - 0.000	272,400	48,892	11,443.87	04/29	BNY	S&J
Pt Pleasant 89-B Water & Sewer Reserve	06/27/89				13,086.62			
Pratt 14-A Sewer Revenue	07/23/14	0.000 - 0.000	821,878	657,485	2,306.61	06/54	DEP	S&J
Pratt 14-A Sewer Reserve	07/23/14				17,550.62			
Preston County PSD #1 07-A Water Revenue	07/12/07	0.000 - 0.000	1,391,300	867,270	3,585.64	06/47	UNB	S&J
Preston County PSD #1 07-A Water Reserve	07/12/07				41,285.60			
Preston County PSD #1 07-B Water Revenue	07/12/07	0.000 - 0.000	806,838	416,846	3,064.05	12/38	BPH	S&J
Preston County PSD #1 07-B Water Reserve	07/12/07				29,421.75			
Preston County PSD #1 13-A Water Revenue	08/07/13	1.000 - 1.000	490,418	395,348	2,046.34	06/53	UNB	S&J
Preston County PSD #1 13-A Water Reserve	08/07/13				17,032.05			
Preston County PSD #1 18 Water Revenue	05/16/18	3.000 - 3.000	3,520,000	3,322,379	66,089.83	12/47	UNB	BR
Preston County PSD #1 18 Water Reserve	05/16/18				50,692.32			
Preston County PSD #1 95-A Water Reserve	09/19/95				36,395.87			
Preston County PSD #1 95-B Water Reserve	09/19/95				67,036.51			
Preston County PSD #4 10-A Water Revenue	12/22/10	0.000 - 0.000	1,030,000	473,302	6,796.18	03/31	UNB	S&J
Preston County PSD #4 10-A Water Reserve	12/22/10				71,131.75			
Preston County PSD #4 12-A Water Revenue	11/21/12	0.500 - 0.500	3,903,853	2,761,946	16,649.31	03/44	BPH	S&J

ACCOUNT NAME	ISSUE DATE	INTEREST	ORIGINAL ISSUANCE	6/30/2023 OUTSTANDING	6/30/2023 ACCT BALANCE	LAST DATE	PAYING AGENT	BOND COUNSEL
Preston County PSD #4 12-A Water Reserve	11/21/12				140,649.26			
Preston County PSD #4 13-A Water Revenue	10/23/13	2.000 - 2.000	273,026	215,019	1,737.78	06/45	UNB	S&J
Preston County PSD #4 13-A Water Reserve	10/23/13				10,446.88			
Preston County PSD #4 16-A Water Revenue	12/15/16	2.500 - 2.500	1,932,071	1,556,300	17,412.09	09/38	BPH	S&J
Preston County PSD #4 16-A Water Reserve	12/15/16				61,705.41			
Preston County PSD #4 (East) 97-A Water Revenue	11/07/97	6.250 - 6.250	290,000	175,801	12,049.98	10/35	BNY	S&J
Preston County PSD #4 (East) 97-A Water Reserve	11/07/97				20,605.20			
Preston County PSD 21-A Sewer Revenue	04/15/21	0.250 - 0.250	3,696,000	3,603,700	9,420.41	03/61	DEP	S&J
Preston County PSD 21-A Sewer Reserve	04/15/21				8,531.26			
Preston County Schools 20 Refunding GO	05/05/20	1.786 - 2.261	19,694,667	10,220,043	520,312.79	05/26	KeyBank	BR
Preston County Schools 20 Refunding Sur Col	05/05/20				1,852,152.00			
Prichard PSD 05-A Sewer Revenue	12/13/05	0.000 - 0.000	817,354	475,454	2,097.75	09/45	UNB	S&J
Prichard PSD 05-A Sewer Reserve	12/13/05				26,470.38			
Princeton 11 Sewer Refunding Revenue	03/03/11	0.000 - 0.000	9,100,000	5,914,975	29,979.03	12/42	DEP	G&G
Princeton 11 Sewer Refunding Reserve	03/03/11				313,946.40			
Putnam County Building Commission 00-A Water Revenue	01/27/00	4.350 - 6.375	6,610,000	4,505,000	84,440.97	06/39	BNY	S&J
Putnam County Building Commission 00-B Water Revenue	01/27/00	4.350 - 6.375	3,800,000	1,940,000	41,727.88	06/39	BNY	S&J
Putnam County Building Commission 08-A Water Revenue	07/23/08	0.000 - 0.000	2,845,524	1,823,724	7,484.82	09/47	UNB	S&J
Putnam County Building Comm 08-A Water Reserve	07/23/08				82,706.35			
Putnam County Schools 20 Ref GO	11/25/20	0.527 - 1.253	17,695,000	6,430,000	707,952.55	05/25	DTC	D&S
Putnam County Schools 20 Ref GO Sur Col	11/25/20				3,102,489.84			
Putnam PSD 07-A Sewer Revenue	03/19/07	3.000 - 3.000	2,330,000	718,795	14,880.21	06/28	UNB	S&J
Putnam PSD 07-A Sewer Reserve	03/19/07				0.00		SB	06/01/2028
Putnam PSD 08-A Sewer Revenue	01/28/08	2.000 - 2.000	3,680,000	1,261,830	23,318.41	06/29	DEP	S&J
Putnam PSD 08-A Sewer Reserve	01/28/08				0.00		SB	06/01/2029
Putnam PSD 08-B Sewer Revenue	06/06/08	0.000 - 0.000	502,000	321,380	1,254.75	12/47	UNB	S&J
Putnam PSD 08-B Sewer Reserve	06/06/08				0.00		SB	12/01/2047
Putnam PSD 09-C Sewer Revenue	10/29/09	0.000 - 0.000	1,050,500	433,324	10,162.98	09/31	DEP	S&J

ACCOUNT NAME	ISSUE DATE	INTEREST	ORIGINAL ISSUANCE	6/30/2023 OUTSTANDING	6/30/2023 ACCT BALANCE	LAST DATE	PAYING AGENT	BOND COUNSEL
Putnam PSD 09-C Sewer Reserve	10/29/09				0.00		SB	09/01/2031
Putnam PSD 20-A Sewer Revenue	03/31/20	2.250 - 4.000	6,000,000	5,585,000	119,486.19	12/45	DTC	S&J
Putnam PSD 20-A Sewer Reserve	03/31/20				384,472.93			
Putnam PSD 21-A Sewer Refunding Revenue	06/29/21	0.566 - 3.206	6,515,000	6,025,000	129,771.89	04/42	DTC	S&J
Putnam PSD 21-A Sewer Refunding Reserve	06/29/21				0.00		SB	04/01/2042
Putnam PSD 21-B Sewer Refunding Revenue	06/29/21	0.700 - 3.000	24,645,000	23,565,000	310,008.68	04/51	DTC	S&J
Putnam PSD 21-B Sewer Refunding Reserve	06/29/21				0.00		SB	04/01/2051
Putnam PSD (POA) 87-A Sewer Revenue	03/12/87	8.380 - 8.380	878,743	253,774	50,313.05	10/26	BNY	S&J
Putnam PSD (POA) 87-A Sewer Reserve	03/12/87				0.00		SB	10/01/2026
Putnam PSD (POA) 87-B Sewer Revenue	03/12/87	0.000 - 0.000	215,535	22,687	4,601.08	10/26	BNY	S&J
Putnam PSD (POA) 87-B Sewer Reserve	03/12/87				6,123.60			
Putnam PSD (POA) 90-A Sewer Revenue	02/23/90	7.850 - 7.850	214,969	93,202	10,417.79	10/29	BNY	S&J
Putnam PSD (POA) 90-A Sewer Reserve	02/23/90				18,213.00			
Putnam PSD (POA) 90-B Sewer Revenue	02/23/90	0.000 - 0.000	10,031	1,800	207.93	10/29	BNY	S&J
Putnam PSD (POA) 90-B Sewer Reserve	02/23/90				278.51			
Putnam PSD 08-A Water Revenue	01/28/08	5.000 - 5.000	1,436,000	1,189,333	36,906.22	10/47	Truist/WDA	S&J
Putnam PSD 08-A Water Reserve	01/28/08				0.00		SB	10/01/2047
Putnam PSD 09-A Water Revenue	12/04/09	2.000 - 2.000	627,000	264,838	3,651.06	12/30	BPH	S&J
Putnam PSD 09-A Water Reserve	12/04/09				0.00		SB	12/01/2030
Putnam PSD 09-B Water Revenue	12/04/09	2.000 - 2.000	100,000	42,239	583.40	12/30	BPH	S&J
Putnam PSD 09-B Water Reserve	12/04/09				0.00		SB	12/01/2030
Putnam PSD 20-A Water Revenue	08/06/20	1.000 - 3.000	6,825,000	6,330,000	175,597.78	11/45	DTC	S&J
Putnam PSD 20-A Water Reserve	08/06/20				0.00		SB	11/01/2045
Putnam PSD 21-A Water Refunding Revenue	06/29/21	0.700 - 3.000	16,055,000	15,295,000	85,870.59	06/51	DTC	S&J
Putnam PSD 21-A Water Refunding Reserve	06/29/21				0.00		SB	06/01/2051
Putnam PSD 99-A Water Revenue	06/16/99	5.800 - 5.800	6,440,000	5,418,999	185,985.50	10/38	BNY	S&J
Putnam PSD 99-A Water Reserve	06/16/99				0.00		SB	10/01/2038
Putnam PSD 99-B Water Revenue	06/16/99	3.400 - 5.500	5,425,000	2,315,000	214,785.73	10/38	BNY	S&J

ACCOUNT NAME	ISSUE DATE	INTEREST	ORIGINAL ISSUANCE	6/30/2023 OUTSTANDING	6/30/2023 ACCT BALANCE	LAST DATE	PAYING AGENT	BOND COUNSEL
Putnam PSD 99-B Water Reserve	06/16/99				0.00		SB	10/01/2038
Putnam Union PSD 97-A Water Revenue	03/07/97	6.250 - 6.250	350,000	211,233	14,868.61	10/35	BNY	JK
Putnam Union PSD 97-A Water Reserve	03/07/97				25,215.57			
Rainelle 15-A Water Reserve	03/11/15				58,391.00			
Raleigh County PSD 22-A Water Refunding Revenue	03/01/22	1.200 - 4.000	15,270,000	14,580,000	94,749.11	06/52	DTC	S&J
Ravencliff-McGraws-Saulsville PSD 09-A Water Reserve	02/02/09				64,937.93			
Ravencliff-McGraws-Saulsville PSD 09-B Water Revenue	02/02/09	0.000 - 0.000	1,586,000	1,050,452	4,361.14	12/48	UNB	S&J
Ravencliff-McGraws-Saulsville PSD 09-B Water Reserve	02/02/09				42,902.02			
Ravencliff-McGraws-Saulsville PSD 12-A Water Reserve	03/19/12				11,813.25			
Ravencliff-McGraws-Saulsville PSD 17-A Water Ref Revenue	01/24/17	3.400 - 3.400	148,900	74,915	1,444.93	08/28	OVB	S&J
Ravencliff-McGraws-Saulsville PSD 17-A W Ref Reserve	01/24/17				15,226.20			
Ravencliff-McGraws-Saulsville PSD 17-B Water Ref Revenue	01/24/17	3.500 - 3.500	35,800	23,927	271.26	11/32	OVB	S&J
Ravencliff-McGraws-Saulsville PSD 17-B W Ref Reserve	01/24/17				3,062.03			
Ravencliff-McGraws-Saulsville PSD 17-C Water Ref Revenue	01/24/17	3.550 - 3.550	187,900	135,029	1,309.16	11/34	OVB	S&J
Ravencliff-McGraws-Saulsville PSD 17-C W Ref Reserve	01/24/17				14,769.77			
Ravencliff-McGraws-Saulsville PSD 19-A Water Reserve	03/01/19				16,111.62			
Ravencliff-McGraws-Saulsville PSD 97 Water Reserve	08/20/97				57,513.68			
Ravenswood 06-A Sewer Reserve	06/19/06				151,818.75			
Ravenswood 06-B Sewer Reserve	06/19/06				75,050.79			
Ravenswood 12-A Sewer Reserve	06/07/12				62,238.99			
Ravenswood 06-A Water Revenue	04/25/06	3.000 - 3.000	733,958	183,804	12,600.85	06/27	UNB	S&J
Ravenswood 06-A Water Reserve	04/25/06				50,042.58			
Ravenswood 21-A Water Revenue	11/18/21	2.360 - 2.360	5,062,245	2,103,799	23,016.55	06/48	BPH	S&J
Ravenswood 21-A Water Reserve	11/18/21				2,238.67			
Ravenswood 21-B Water Revenue	11/18/21	3.000 - 3.000	1,027,193	623,070	5,718.73	06/43	UNB	S&J
Ravenswood 21-B Water Reserve	11/18/21				570.72			
Red Sulphur PSD 05-A Water & Sewer Revenue	08/11/05	0.000 - 0.000	4,150,000	2,418,543	30,672.07	06/45	UNB	S&J
Red Sulphur PSD 05-A Water & Sewer Reserve	08/11/05				119,395.21			

ACCOUNT NAME	ISSUE DATE	INTEREST	ORIGINAL ISSUANCE	6/30/2023 OUTSTANDING	6/30/2023 ACCT BALANCE	LAST DATE	PAYING AGENT	BOND COUNSEL
Red Sulphur PSD 06-B Water & Sewer Revenue	11/06/06	0.000 - 0.000	473,000	473,000	63,199.43	09/46	UNB	S&J
Red Sulphur PSD 06-B Water & Sewer Reserve	11/06/06				26,306.82			
Red Sulphur PSD 21-A Water & Sewer Refunding Revenue	02/26/21	2.150 - 2.150	851,400	655,312	8,944.05	04/30	NBB	S&J
Red Sulphur PSD 21-A Water & Sewer Ref Reserve	02/26/21				73,671.51			
Red Sulphur PSD 21-B Water & Sewer Refunding Revenue	02/26/21	2.180 - 2.180	3,904,300	3,498,532	22,580.06	03/36	NBB	S&J
Red Sulphur PSD 21-B Water & Sewer Ref Reserve	02/26/21				337,836.79			
Red Sulphur PSD 87-A Water & Sewer Revenue	11/16/87	8.380 - 8.380	738,647	213,318	51,503.88	10/26	BNY	S&J
Red Sulphur PSD 87-A Water & Sewer Reserve	11/16/87				66,420.38			
Red Sulphur PSD 87-B Water & Sewer Revenue	11/16/87	0.000 - 0.000	181,173	19,071	4,751.57	10/26	BNY	S&J
Red Sulphur PSD 87-B Water & Sewer Reserve	11/16/87				5,211.66			
Reedsville 01 Sewer Reserve	08/22/01				26,677.03			
Reedsville 12-A Sewer Revenue	03/15/12	0.000 - 0.000	1,751,032	1,311,410	5,021.49	12/51	DEP	S&J
Reedsville 12-A Sewer Reserve	03/15/12				46,646.88			
Reedy 14 Water Reserve	09/25/14				2,233.67			
Reedy 83 Water Reserve	09/19/83				7,116.63			
Richwood 02 Water & Sewer Revenue	12/18/02	0.000 - 0.000	682,314	227,434	5,099.05	06/33	DEP	BR
Richwood 02 Water & Sewer Reserve	12/18/02				27,062.98			
Richwood 09-A Water & Sewer Revenue	09/02/09	0.000 - 0.000	1,308,155	886,155	3,015.16	09/49	UNB	S&J
Richwood 09-A Water & Sewer Reserve	09/02/09				34,960.21			
Richwood 21-A Water & Sewer Revenue	05/25/21	0.250 - 0.250	600,000	542,480	1,854.82	03/61	DEP	S&J
Richwood 21-A Water & Sewer Reserve	05/25/21				2,604.95			
Richwood 22-A Water & Sewer Revenue	06/16/22	0.500 - 0.500	5,060,390	2,108,677	0.00	06/62	BPH	S&J
Richwood 22-A Water & Sewer Reserve	06/16/22				0.00			
Ridgeley 03-A Sewer Revenue	03/11/03	0.000 - 0.000	665,979	244,179	4,099.80	06/34	DEP	S&J
Ridgeley 03-A Sewer Reserve	03/11/03				23,932.57			
Ridgeley 88-A Sewer Revenue	08/04/88	9.000 - 9.000	159,327	66,637	9,544.71	10/28	BNY	S&J
Ridgeley 88-A Sewer Reserve	08/04/88				15,191.80			
Ridgeley 88-B Sewer Revenue	08/04/88	0.000 - 0.000	39,832	6,139	871.58	10/28	BNY	S&J

ACCOUNT NAME	ISSUE DATE	INTEREST	ORIGINAL ISSUANCE	6/30/2023 OUTSTANDING	6/30/2023 ACCT BALANCE	LAST DATE	PAYING AGENT	BOND COUNSEL
Ridgeley 88-B Sewer Reserve	08/04/88				1,080.03			
Ripley 15-A Sewer Revenue	12/17/15	2.000 - 2.000	8,276,500	7,048,736	38,922.34	09/47	UNB	S&J
Ripley 15-A Sewer Reserve	12/17/15				223,959.66			
Ripley 15-B Sewer Reserve	12/17/15				102,425.56			
Ripley 22-A Sewer Reserve	07/26/22				0.00			
Ripley 22-B Sewer Revenue	07/26/22	1.000 - 1.000	2,710,000	2,658,544	0.00	06/62	UNB	S&J
Ripley 22-B Sewer Reserve	07/26/22				0.00			
Ripley 22-C Sewer Revenue	07/26/22	0.250 - 0.250	9,000,000	7,418,887	0.00	06/62	DEP	S&J
Ripley 22-C Sewer Reserve	07/26/22				0.00			
Ripley 22 Sewer Refunding Revenue	05/25/22	3.250 - 3.250	550,000	526,469	3,895.01	02/38	Truist Govrn	S&J
Ripley 22 Sewer Refunding Reserve	05/25/22				46,714.92			
Ripley 89-A Sewer Revenue	12/28/89	7.850 - 7.850	487,262	188,290	27,665.41	10/28	BNY	G&G
Ripley 89-A Sewer Reserve	12/28/89				41,461.86			
Ripley 89-B Sewer Revenue	12/28/89	0.000 - 0.000	22,738	3,590	818.31	10/28	BNY	G&G
Ripley 89-B Sewer Reserve	12/28/89				1,064.09			
Ripley 20-A Water Refunding Revenue	02/11/20	2.940 - 2.940	4,635,700	3,803,112	34,088.07	03/35	Truist Govrn	S&J
Ripley 20-A Water Refunding Reserve	02/11/20				397,874.84			
Rivesville 11-A Water Revenue	10/12/11	0.000 - 0.000	2,585,276	1,909,362	6,658.85	09/51	UNB	S&J
Rivesville 11-A Water Reserve	10/12/11				69,134.99			
Rivesville 13-A Water Revenue	08/15/13	3.000 - 3.000	130,000	93,568	3,432.52	07/37	Truist/WDA	S&J
Rivesville 13-A Water Reserve	08/15/13				8,275.93			
Rivesville 13-B Water Revenue	12/19/13	0.000 - 0.000	200,000	153,454	498.72	12/53	UNB	S&J
Rivesville 13-B Water Reserve	12/19/13				4,987.85			
Rivesville 22-A Water Revenue	10/20/22	2.000 - 2.000	775,000	610,199	7,451.82	12/52	UNB	S&J
Rivesville 22-A Water Reserve	10/20/22				2,030.66			
Roane County Schools 19 GO	07/09/19	2.000 - 3.000	9,745,000	7,650,000	129,047.89	06/34	DTC	BR
Roane County Schools 19 GO Sur Col	07/09/19				505,122.65			
Romney 06-A Sewer Refunding Revenue	08/08/06	0.000 - 0.000	2,880,000	1,720,492	7,429.78	06/46	UNB	S&J

ACCOUNT NAME	ISSUE DATE	INTEREST	ORIGINAL ISSUANCE	6/30/2023 OUTSTANDING	6/30/2023 ACCT BALANCE	LAST DATE	PAYING AGENT	BOND COUNSEL
Romney 06-A Sewer Refunding Reserve (R)*	08/08/06				79,143.27			
Romney 14-A Sewer Revenue	02/13/14	0.000 - 0.000	3,600,000	3,136,731	10,712.69	12/47	DEP	S&J
Romney 14-A Sewer Reserve	02/13/14				98,951.52			
Romney 14-C Sewer Revenue	02/13/14	0.000 - 0.000	1,276,227	852,972	5,778.01	03/38	UNB	S&J
Romney 14-C Sewer Reserve	02/13/14				58,624.90			
Romney 17-A Sewer Refunding Revenue	02/22/17	3.500 - 3.500	363,000	262,372	2,505.00	01/35	ROM	S&J
Romney 17-A Sewer Refunding Reserve (R)*	02/22/17				27,702.38			
Romney 19-A Sewer Revenue	05/30/19	0.000 - 0.000	773,256	704,292	1,959.41	03/59	DEP	S&J
Romney 19-A Sewer Reserve	05/30/19				7,308.44			
Romney 12-A Water Reserve	03/16/12				20,467.84			
Romney 12-B Water Reserve	03/16/12				2,072.05			
Romney 16-A Water Reserve	08/01/16				23,179.72			
Romney 17-A Water Refunding Revenue	04/12/17	4.100 - 4.100	1,979,000	1,552,582	13,327.20	05/37	OVB	S&J
Romney 17-A Water Refunding Reserve	04/12/17				155,751.99			
Romney 21-A Water Revenue	03/18/21	2.000 - 2.000	200,000	148,063	2,521.13	06/51	UNB	S&J
Romney 21-A Water Reserve	03/18/21				1,900.98			
Romney 97-B Water Revenue	08/25/97	0.000 - 0.000	1,424,038	156,185	9,591.54	06/37	UNB	S&J
Romney 97-B Water Reserve	08/25/97				38,961.57			
Ronceverte 15-A Sewer Revenue	08/18/15	0.000 - 0.000	14,481,456	12,440,445	41,095.86	06/55	DEP	S&J
Ronceverte 15-A Sewer Reserve	08/18/15				215,887.48			
Ronceverte 08-A Water Revenue	09/05/08	0.000 - 0.000	2,000,000	1,116,649	7,569.13	03/40	BPH	S&J
Ronceverte 08-A Water Reserve	09/05/08				69,746.51			
Ronceverte 19-A Water Revenue	08/28/19	1.000 - 1.000	325,000	294,307	1,438.84	03/50	BPH	S&J
Ronceverte 19-A Water Reserve	08/23/19				4,311.87			
Ronceverte 20-A Water Revenue	12/09/20	0.750 - 0.750	2,275,000	2,190,067	8,608.25	03/52	BPH	S&J
Ronceverte 20-A Water Reserve	12/09/20				11,559.99			
Rowlesburg 06-A Water Reserve	10/13/06				21,314.98			
Rowlesburg 11-A Water Revenue	07/22/11	0.000 - 0.000	517,500	371,845	1,370.77	12/50	UNB	S&J

ACCOUNT NAME	ISSUE DATE	INTEREST	ORIGINAL ISSUANCE	6/30/2023 OUTSTANDING	6/30/2023 ACCT BALANCE	LAST DATE	PAYING AGENT	BOND COUNSEL
Rowlesburg 11-A Water Reserve	07/22/11				14,023.92			
Rowlesburg 17-A Water Revenue	08/02/17	1.000 - 1.000	2,000,000	1,803,932	6,257.63	06/57	UNB	S&J
Rowlesburg 17-A Water Reserve	08/02/17				29,746.58			
Rupert 17-A Water Reserve	05/12/17				22,824.26			
Salem 18-A Sewer Revenue	03/28/18	4.000 - 4.000	1,310,000	960,000	53,783.65	12/32	DTC	S&J
Salem 18-A Sewer Reserve	03/28/18				122,916.11			
Salem 18-B Sewer Revenue	03/28/18	3.000 - 4.000	2,255,000	1,855,000	66,689.09	12/37	DTC	S&J
Salem 18-B Sewer Reserve	03/28/18				172,401.97			
Salem 10-A Water Revenue	01/14/10	0.000 - 0.000	900,000	547,500	3,036.28	09/41	BPH	S&J
Salem 10-A Water Reserve	01/14/10				31,050.54			
Salt Rock Sewer PSD 03-A Sewer Revenue	07/31/03	0.000 - 0.000	2,050,000	1,058,050	11,256.69	06/43	DEP	S&J
Salt Rock Sewer PSD 03-A Sewer Reserve	07/31/03				53,534.45			
Salt Rock Sewer PSD 03-B Sewer Revenue	07/31/03	5.000 - 5.000	60,000	43,940	1,936.47	10/42	Truist/WDA	S&J
Salt Rock Sewer PSD 03-B Sewer Reserve	07/31/03				3,568.02			
Salt Rock Sewer PSD 04-A Sewer Revenue	12/29/04	0.000 - 0.000	11,068,062	6,221,263	61,506.61	12/44	DEP	S&J
Salt Rock Sewer PSD 04-A Sewer Reserve	12/29/04				292,809.24			
Salt Rock Sewer PSD 04-B Sewer Revenue	12/29/04	0.000 - 0.000	7,500,000	4,215,686	39,139.72	12/44	UNB	S&J
Salt Rock Sewer PSD 04-B Sewer Reserve	12/29/04				198,415.42			
Salt Rock Sewer PSD 87-A Sewer Revenue	04/15/87	8.380 - 8.380	1,185,479	342,361	75,674.72	10/26	BNY	S&J
Salt Rock Sewer PSD 87-A Sewer Reserve	04/15/87				105,487.26			
Salt Rock Sewer PSD 87-B Sewer Revenue	04/15/87	0.000 - 0.000	290,771	30,607	6,721.89	10/26	BNY	S&J
Salt Rock Sewer PSD 87-B Sewer Reserve	04/15/87				7,743.19			
Salt Rock Sewer PSD 90-A Sewer Revenue	03/02/90	7.850 - 7.850	248,408	107,699	13,552.82	10/29	BNY	S&J
Salt Rock Sewer PSD 90-A Sewer Reserve	03/02/90				20,826.26			
Salt Rock Sewer PSD 90-B Sewer Revenue	03/02/90	0.000 - 0.000	11,592	2,081	266.63	10/29	BNY	S&J
Salt Rock Sewer PSD 90-B Sewer Reserve	03/02/90				301.56			
Salt Rock Water PSD 00-A Water Revenue	09/21/00	4.500 - 5.875	9,300,000	6,375,000	169,977.86	06/40	BNY	S&J
Salt Rock Water PSD 00-A Water Reserve	09/21/00				0.00		LOC	06/01/2040

ACCOUNT NAME	ISSUE DATE	INTEREST	ORIGINAL ISSUANCE	6/30/2023 OUTSTANDING	6/30/2023 ACCT BALANCE	LAST DATE	PAYING AGENT	BOND COUNSEL
Salt Rock Water PSD 00-B Water Revenue	09/21/00	0.000 - 0.000	3,000,000	1,326,903	7,304.10	09/40	UNB	S&J
Salt Rock Water PSD 00-B Water Reserve	09/21/00				0.00		LOC	09/01/2040
Salt Rock Water PSD 08-A Water Revenue	12/19/08	0.000 - 0.000	296,800	194,627	746.91	09/48	UNB	S&J
Salt Rock Water PSD 08-A Water Reserve	12/19/08				0.00		LOC	09/01/2048
Salt Rock Water PSD 21-A Water Revenue	01/28/21	0.750 - 0.750	2,488,000	2,384,511	130,516.37	09/52	BPH	S&J
Salt Rock Water PSD 21-A Water Reserve	01/28/21				95,931.81			
Shady Spring PSD 02-A Sewer Revenue	03/08/02	0.000 - 0.000	2,419,905	826,791	8,585.62	09/33	DEP	JTP
Shady Spring PSD 02-A Sewer Reserve	03/08/02				85,841.52			
Shady Spring PSD 05-A Sewer Revenue	12/13/05	0.000 - 0.000	2,875,000	1,702,302	7,486.15	12/45	UNB	JTP
Shady Spring PSD 05-A Sewer Reserve	12/13/05				80,514.74			
Shady Spring PSD 05-B Sewer Revenue	12/19/05	0.000 - 0.000	3,078,043	1,822,500	8,801.67	12/45	DEP	JTP
Shady Spring PSD 05-B Sewer Reserve	12/19/05				86,197.83			
Shady Spring PSD 10 Sewer Revenue	10/12/10	0.000 - 0.000	2,422,826	1,514,251	8,615.78	03/42	DEP	BR
Shady Spring PSD 10 Sewer Reserve	10/12/10				83,580.33			
Shady Spring PSD 16 Sewer Revenue	05/06/16	0.500 - 0.500	6,978,924	5,831,887	25,959.65	03/48	DEP	BR
Shady Spring PSD 16 Sewer Reserve	05/06/16				139,163.37			
Shady Spring PSD 19 Sewer Revenue	10/08/19	2.500 - 2.500	8,400,000	7,738,542	63,196.42	09/39	DEP	BR
Shady Spring PSD 19 Sewer Reserve	10/08/19				109,293.38			
Shady Spring PSD 97-D Sewer Refunding Revenue	06/24/97	6.250 - 6.250	3,056,955	1,848,545	108,757.66	10/35	BNY	JTP
Shady Spring PSD 97-D Sewer Refunding Reserve	06/24/97				216,655.24			
Shady Spring PSD 99-B Sewer Revenue	03/18/99	5.750 - 5.750	165,000	105,603	5,402.52	10/37	Truist/WDA	JTP
Shady Spring PSD 99-B Sewer Reserve	03/18/99				10,938.94			
Shepherdstown 10-A Sewer Revenue	11/22/10	0.000 - 0.000	9,172,697	3,935,651	21,695.54	06/42	DEP	BR
Shepherdstown 10-A Sewer Reserve	11/22/10				217,106.92			
Shepherdstown 03-A Water Revenue	06/13/03	0.000 - 0.000	699,459	244,797	6,136.50	12/33	BPH	BR
Shepherdstown 03-A Water Reserve	06/13/03				25,548.81			
Shepherdstown 03-B Water Revenue	06/13/03	2.000 - 2.000	1,300,541	78,079	19,354.56	06/24	BPH	BR
Shepherdstown 03-B Water Reserve	06/13/03				80,844.59			

ACCOUNT NAME	ISSUE DATE	INTEREST	ORIGINAL ISSUANCE	6/30/2023 OUTSTANDING	6/30/2023 ACCT BALANCE	LAST DATE	PAYING AGENT	BOND COUNSEL
Shepherdstown 12 Water Revenue	07/19/12	1.000 - 1.000	4,000,000	3,150,979	14,810.22	06/52	UNB	BR
Shepherdstown 12 Water Reserve	07/19/12				128,134.98			
Shepherdstown 17 Water Revenue	06/15/17	2.250 - 4.250	2,650,000	2,315,000	56,123.94	03/47	DTC	G&G
Shepherdstown 17 Water Reserve	06/15/17				166,816.47			
Shepherdstown 21 Water Revenue	09/15/21	2.350 - 2.350	1,250,000	1,133,248	8,576.51	10/36	JSB	BR
Shepherdstown 21 Water Reserve	09/15/21				17,827.16			
Shinnston 10-A Sewer Reserve	10/25/10				121,926.46			
Shinnston 90-A Sewer Revenue	03/29/90	7.850 - 7.850	2,245,223	973,438	134,765.81	10/29	BNY	S&J
Shinnston 90-A Sewer Reserve	03/29/90				190,215.35			
Shinnston 90-B Sewer Revenue	03/29/90	0.000 - 0.000	104,777	18,806	2,587.23	10/29	BNY	S&J
Shinnston 90-B Sewer Reserve	03/29/90				2,854.32			
Shinnston 05-A Water Reserve	11/17/05				260,504.36			
Shinnston 18-A Water Reserve	02/08/18				34,871.71			
Shinnston 83 Water Reserve	09/01/83				29,377.26			
Short Line PSD 05-A Water Revenue	08/24/05	0.000 - 0.000	1,274,183	732,863	3,297.74	06/45	UNB	S&J
Short Line PSD 05-A Water Reserve	08/24/05				36,300.36			
Short Line PSD 10-A Water Revenue	04/06/10	0.000 - 0.000	599,839	411,362	1,552.81	03/50	UNB	S&J
Short Line PSD 10-A Water Reserve	04/06/10				16,823.36			
Short Line PSD 90 Water Reserve	05/09/91				7,239.55			
Sissonville PSD 01 Sewer Refunding Revenue	12/28/01	5.250 - 6.000	1,440,000	300,000	82,176.90	10/25	DTC	G&G
Sissonville PSD 01 Sewer Refunding Reserve	12/28/01				59,207.20			
Sissonville PSD 03-A Sewer Revenue	06/17/03	2.000 - 2.000	1,313,000	98,289	11,980.74	09/24	DEP	G&G
Sissonville PSD 03-A Sewer Reserve	06/17/03				81,617.93			
Sissonville PSD 21-A Sewer Revenue	03/25/21	2.170 - 2.170	265,000	161,895	4,858.41	03/41	DEP	G&G
Sissonville PSD 21-A Sewer Reserve	03/25/21				2,738.57			
Sistersville 13-A Sewer Revenue	02/27/13	0.000 - 0.000	200,888	154,443	577.38	09/52	DEP	S&J
Sistersville 13-A Sewer Reserve	02/27/13				4,977.95			
Sistersville 21-A Sewer Revenue	07/29/21	1.750 - 1.750	395,000	299,866	3,701.09	06/51	DEP	S&J

ACCOUNT NAME	ISSUE DATE	INTEREST	ORIGINAL ISSUANCE	6/30/2023 OUTSTANDING	6/30/2023 ACCT BALANCE	LAST DATE	PAYING AGENT	BOND COUNSEL
Sistersville 21-A Sewer Reserve	07/29/21				2,490.37			
Sistersville 10-A Water Reserve	02/26/10				23,903.77			
Sistersville 20-A Water Revenue	10/29/20	1.000 - 1.000	3,550,000	3,308,567	13,054.08	09/60	UNB	S&J
Sistersville 20-A Water Reserve	10/29/20				15,171.00			
Smithers 03-A Sewer Reserve	11/06/03				28,162.12			
Smithers 03-B Sewer Revenue	11/06/03	0.000 - 0.000	800,000	423,529	3,758.61	09/43	UNB	G&G
Smithers 03-B Sewer Reserve	11/06/03				22,494.60			
Sophia 07-A Sewer Revenue	10/23/07	3.000 - 3.000	767,031	269,166	13,118.08	03/29	UNB	S&J
Sophia 07-A Sewer Reserve	10/23/07				52,297.26			
Sophia 17 Sewer Revenue	03/30/17	3.780 - 3.780	560,000	371,424	4,449.54	05/32	CITY NB	S&J
Sophia 17 Sewer Reserve	03/30/17				31,718.77			
Sophia 95 Sewer Revenue	07/24/95	6.750 - 6.750	156,705	87,637	7,769.08	10/33	BNY	G&G
Sophia 95 Sewer Reserve	07/24/95				11,803.91			
South Charleston 03-A Sewer Revenue	09/05/03	2.000 - 2.000	4,567,360	417,813	67,637.17	12/24	DEP	JK
South Charleston 03-A Sewer Reserve	09/05/03				289,839.87			
South Charleston 04-B Sewer Revenue	06/18/04	0.000 - 0.000	1,072,997	338,310	30,517.39	03/32	DEP	JK
South Charleston 04-B Sewer Reserve	06/18/04				42,315.73			
South Charleston 86-B Sewer Revenue	08/29/86	0.000 - 0.000	378,985	29,153	17,725.05	10/25	BNY	JK
South Charleston 86-B Sewer Reserve	08/29/86				10,635.00			
Southern Jackson County PSD 02 Sewer Revenue	05/30/02	0.000 - 0.000	2,888,924	1,425,456	21,228.57	03/42	UNB	G&G
Southern Jackson County PSD 02 Sewer Reserve	05/30/02				83,800.95			
Southern Jackson County PSD 22-A Sewer Revenue	06/16/22	0.250 - 0.250	13,700,000	6,793,518	0.00	06/62	DEP	G&G
Southern Jackson County PSD 22-A Sewer Reserve	06/16/22				0.00			
Southern Jackson County PSD 05 Water Reserve	09/23/05				60,691.76			
Southern Jackson County PSD 13 Water Revenue	02/14/13	0.000 - 0.000	3,140,000	2,224,155	22,631.22	09/44	BPH	JK
Southern Jackson County PSD 13 Water Reserve	02/14/13				101,889.65			
Southern Jackson County PSD 22-A Water Ref Revenue	03/25/22	2.680 - 2.680	979,534	917,055	6,827.59	04/37	Truist Govrn	G&G
Southern Jackson County PSD 22-A Water Ref Reserve	03/25/22				82,147.74			

ACCOUNT NAME	ISSUE DATE	INTEREST	ORIGINAL ISSUANCE	6/30/2023 OUTSTANDING	6/30/2023 ACCT BALANCE	LAST DATE	PAYING AGENT	BOND COUNSEL
Southern Jackson County PSD 22-B Water Ref Revenue	03/25/22	2.650 - 2.650	306,493	285,491	2,234.12	06/36	Truist Govrn	G&G
Southern Jackson County PSD 22-B Water Ref Reserve	03/25/22				26,884.44			
Southern Jackson County PSD 98-A Water Revenue	05/22/98	0.000 - 0.000	380,000	142,803	3,998.15	03/38	UNB	JK
Southern Jackson County PSD 98-A Water Reserve	05/22/98				10,594.77			
Southwestern Water PSD 10-A Water Reserve	03/12/10				218,265.06			
Southwestern Water PSD 10-B Water Revenue	03/12/10	0.000 - 0.000	6,100,000	3,710,810	20,942.22	09/41	BPH	S&J
Southwestern Water PSD 10-B Water Reserve	03/12/10				210,429.59			
Spencer 00 Sewer Reserve	08/24/00				18,307.21			
Spencer 19 Sewer Reserve	07/26/19				5,408.40			
Spencer 09 Water Reserve	10/08/09				22,566.74			
Spencer 10 Water Reserve	05/05/10				45,379.17			
Spencer 12 Water Reserve	09/13/12				14,290.53			
Spencer 70 Water Replacement	01/01/70				10.45			
Spencer 93 Water Reserve	03/18/93				18,049.32			
Spencer 98 Water Reserve	06/05/98				49,858.25			
St Albans 08-A Water & Sewer Revenue	12/03/08	4.370 - 4.370	2,735,000	1,002,161	18,826.86	12/28	HUNT OH	S&J
St Albans 08-A Water & Sewer Reserve	12/03/08				219,262.89			
St Albans 14-A Water & Sewer Revenue	06/30/14	2.500 - 4.750	2,200,000	1,790,000	19,266.10	06/44	DTC	S&J
St Albans 14-A Water & Sewer Reserve	06/30/14				146,428.40			
St Albans 14-B Water & Sewer Refunding Revenue	09/30/14	2.000 - 4.500	7,745,000	6,545,000	183,078.45	12/40	DTC	S&J
St Albans 14-B Water & Sewer Refunding Reserve	09/30/14				534,581.21			
St Albans 19-A Water & Sewer Revenue	05/10/19	3.260 - 3.260	1,500,000	1,170,859	11,130.24	06/34	Truist Govrn	S&J
St Albans 19-A Water & Sewer Reserve	05/10/19				133,599.04			
St Marys 06-A Water & Sewer Revenue	07/10/06	0.500 - 0.500	1,581,250	743,187	5,863.38	06/36	UNB	JK
St Marys 06-A Water & Sewer Reserve	07/10/06				60,419.03			
St Marys 08-A Water & Sewer Refunding Reserve	11/05/08				243,043.81			
St Marys 08-B Water & Sewer Refunding Reserve	11/05/08				57,232.90			
St Marys 09-A Water & Sewer Revenue	11/20/09	0.000 - 0.000	3,057,992	1,261,417	31,320.57	09/31	DEP	JK

ACCOUNT NAME	ISSUE DATE	INTEREST	ORIGINAL ISSUANCE	6/30/2023 OUTSTANDING	6/30/2023 ACCT BALANCE	LAST DATE	PAYING AGENT	BOND COUNSEL
St Marys 09-A Water & Sewer Reserve	11/20/09				158,256.66			
St Marys 12-A Water & Sewer Revenue	01/05/12	0.000 - 0.000	3,455,401	2,306,032	12,579.19	03/43	DEP	JK
St Marys 12-A Water & Sewer Reserve	01/05/12				119,702.70			
St Marys 12-B Water & Sewer Revenue	01/05/12	2.000 - 2.000	4,203,500	2,362,777	32,575.03	09/33	BPH	JK
St Marys 12-B Water & Sewer Reserve	01/05/12				259,464.15			
Stonewood 09-A Water Reserve	04/24/09				41,746.88			
Stonewood 09-B Water Reserve	04/24/09				39,758.73			
Stonewood 14-A Water Revenue	03/20/14	0.000 - 0.000	2,250,000	1,668,750	8,554.94	09/45	BPH	S&J
Stonewood 14-A Water Reserve	03/20/14				76,687.17			
Sugar Creek PSD 10-A Water Revenue	01/07/10	0.000 - 0.000	312,500	184,885	1,704.55	03/41	BPH	S&J
Sugar Creek PSD 10-A Water Reserve	01/07/10				10,790.13			
Sugar Creek PSD 11-A Water Revenue	10/06/11	0.000 - 0.000	1,100,000	812,400	2,833.19	09/51	UNB	S&J
Sugar Creek PSD 11-A Water Reserve	10/06/11				31,415.16			
Summersville 02-A Water & Sewer Revenue	12/18/02	0.000 - 0.000	4,661,505	2,392,088	28,406.74	12/42	UNB	S&J
Summersville 02-A Water & Sewer Reserve	12/18/02				133,921.49			
Summersville 02-B Water & Sewer Revenue	12/18/02	0.000 - 0.000	2,388,495	915,590	21,204.05	12/34	BPH	S&J
Summersville 02-B Water & Sewer Reserve	12/18/02				86,858.20			
Summersville 07-A Water & Sewer Revenue	05/15/07	0.000 - 0.000	8,682,265	4,341,120	30,553.41	06/37	UNB	BR
Summersville 07-A Water & Sewer Reserve	05/15/07				329,354.51			
Summersville 07-B Water & Sewer Revenue	05/15/07	0.000 - 0.000	2,000,000	962,936	7,780.77	06/36	DEP	BR
Summersville 07-B Water & Sewer Reserve	05/15/07				78,684.47			
Summersville 09-A Water & Sewer Reserve	11/12/09				110,048.17			
Summersville 09-B Water & Sewer Reserve	11/12/09				5,387.28			
Summersville 12-A Water & Sewer Revenue	04/02/12	1.000 - 1.000	1,128,609	859,696	3,387.17	03/52	UNB	S&J
Summersville 12-A Water & Sewer Reserve	04/02/12				35,221.15			
Summersville 14-A Water & Sewer Revenue	08/12/14	1.000 - 1.000	1,794,500	1,512,978	6,436.77	06/54	UNB	S&J
Summersville 14-A Water & Sewer Reserve	08/12/14				58,799.67			
Summersville 90-A Water & Sewer Revenue	04/06/90	7.850 - 7.850	281,848	122,198	16,917.11	10/29	BNY	VLF

ACCOUNT NAME	ISSUE DATE	INTEREST	ORIGINAL ISSUANCE	6/30/2023 OUTSTANDING	6/30/2023 ACCT BALANCE	LAST DATE	PAYING AGENT	BOND COUNSEL
Summersville 90-A Water & Sewer Reserve	04/06/90				23,878.40			
Summersville 90-B Water & Sewer Revenue	04/06/90	0.000 - 0.000	13,152	2,361	614.29	10/29	BNY	VLF
Summersville 90-B Water & Sewer Reserve	04/06/90				374.26			
Summersville 91-A Water & Sewer Revenue	08/13/91	8.100 - 8.100	790,057	350,196	48,574.64	10/29	BNY	VLF
Summersville 91-A Water & Sewer Reserve	08/13/91				69,019.21			
Summersville 91-B Water & Sewer Revenue	08/13/91	0.000 - 0.000	35,671	6,571	1,373.04	10/29	BNY	VLF
Summersville 91-B Water & Sewer Reserve	08/13/91				1,028.08			
Summersville 98-A Water & Sewer Revenue	01/06/98	0.000 - 0.000	639,000	237,577	6,421.76	12/37	UNB	VLF
Summersville 98-A Water & Sewer Reserve	01/06/98				17,892.53			
Sun Valley PSD 01-A Sewer Refunding Revenue	10/18/01	0.000 - 0.000	1,073,405	452,724	4,906.35	12/38	UNB	S&J
Sun Valley PSD 01-A Sewer Refunding Reserve	10/18/01				31,943.61			
Sun Valley PSD 10-A Sewer Reserve	07/13/10				52,397.14			
Sun Valley PSD 10-B Sewer Revenue	07/13/10	0.000 - 0.000	3,200,000	2,258,821	8,287.64	06/50	UNB	JK
Sun Valley PSD 10-B Sewer Reserve	07/13/10				86,582.69			
Sun Valley PSD 97-A Sewer Revenue	04/10/97	0.000 - 0.000	853,000	304,643	2,350.82	03/37	UNB	S&J
Sun Valley PSD 97-A Sewer Reserve	04/10/97				24,224.19			
Sun Valley PSD 10-A Water Reserve	01/14/10				115,273.90			
Sun Valley PSD 10-B Water Revenue	01/14/10	0.000 - 0.000	300,000	180,000	988.77	06/41	BPH	BR
Sun Valley PSD 10-B Water Reserve	01/14/10				10,927.74			
Sun Valley PSD 16-A Water Revenue	10/05/16	2.320 - 2.320	280,000	103,219	2,861.28	11/26	Truist Govrn	S&J
Sun Valley PSD 16-A Water Reserve	10/05/16				19,598.51			
Sun Valley PSD 20-A Water Revenue	09/23/20	3.000 - 3.000	2,596,000	2,450,491	18,981.00	12/41	UNB	S&J
Sun Valley PSD 20-A Water Reserve	09/23/20				28,084.27			
Taylor County PSD 04-A Water Reserve	07/16/04				48,431.11			
Taylor County (Haymond) PSD 04-B Water Revenue	12/10/04	0.000 - 0.000	378,397	163,972	1,274.33	06/36	UNB	S&J
Taylor County (Haymond) PSD 04-B Water Reserve	12/10/04				14,101.44			
Taylor County (Haymond) PSD 04-A Water Revenue	12/10/04	0.000 - 0.000	1,310,000	727,778	3,458.20	09/44	UNB	S&J
Taylor County (Haymond) PSD 04-A Water Reserve	12/10/04				38,289.07			

ACCOUNT NAME	ISSUE DATE	INTEREST	ORIGINAL ISSUANCE	6/30/2023 OUTSTANDING	6/30/2023 ACCT BALANCE	LAST DATE	PAYING AGENT	BOND COUNSEL
Taylor County PSD 07-A Water Reserve	05/24/07				58,729.52			
Taylor County PSD 18-A Water Reserve	02/15/18				39,151.23			
Tennerton PSD 01-A Sewer Reserve	09/13/01				30,006.14			
Tennerton PSD 08-A Sewer Reserve	04/17/08				74,730.57			
Tennerton PSD 86-B Sewer Revenue	03/12/86	0.000 - 0.000	169,883	13,412	13,059.26	10/25	BNY	VLF
Tennerton PSD 86-B Sewer Reserve	03/12/86				4,627.55			
Terra Alta 99-B Sewer Revenue	07/22/99	0.000 - 0.000	4,780,000	1,986,490	14,596.84	06/39	UNB	S&J
Terra Alta 99-B Sewer Reserve	07/22/99				140,094.52			
Terra Alta 10-A Water Revenue	02/16/10	0.000 - 0.000	823,639	566,889	2,118.14	12/49	UNB	S&J
Terra Alta 10-A Water Reserve	02/16/10				22,146.95			
Terra Alta 94 Water Reserve	01/17/23				83,517.82			
Terra Alta 98-A Water Revenue	03/30/98	0.000 - 0.000	520,000	192,102	1,767.08	12/37	UNB	S&J
Terra Alta 98-A Water Reserve	03/30/98				14,801.97			
Thomas 97-A Sewer Revenue	12/17/97	0.000 - 0.000	1,500,000	281,727	12,104.29	06/29	DEP	S&J
Thomas 97-A Sewer Reserve	12/17/97				48,574.92			
Tomlinson PSD 04-A Water Revenue	03/09/04	0.000 - 0.000	1,353,815	729,653	7,767.96	03/44	UNB	S&J
Tomlinson PSD 04-A Water Reserve	03/09/04				38,387.92			
Tomlinson PSD 04-B Water Revenue	03/09/04	5.000 - 5.000	669,500	508,881	24,139.22	10/43	Truist/WDA	S&J
Tomlinson PSD 04-B Water Reserve	03/09/04				40,586.35			
Tomlinson PSD 10-A Water Revenue	08/06/10	5.000 - 5.000	100,000	19,436	1,713.77	08/25	FARMERS	S&J
Tomlinson PSD 10-A Water Reserve	08/06/10				10,358.89			
Tomlinson PSD 18-A Water Revenue	06/27/18	0.750 - 0.750	500,000	435,815	4,476.14	03/49	BPH	S&J
Tomlinson PSD 18-A Water Reserve	06/27/18				8,348.29			
Tomlinson PSD 21-A Water Revenue	12/02/21	1.000 - 1.000	10,335,000	8,832,940	34,893.22	12/61	BPH	S&J
Tomlinson PSD 21-A Water Reserve	12/02/21				10,798.69			
Tri County Water 15 Reserve	08/04/15				22,031.78			
Tunnelton 02 Sewer Reserve	04/19/02				16,345.81			
Tunnelton 16-A Sewer Reserve	06/03/16				16,627.92			

ACCOUNT NAME	ISSUE DATE	INTEREST	ORIGINAL ISSUANCE	6/30/2023 OUTSTANDING	6/30/2023 ACCT BALANCE	LAST DATE	PAYING AGENT	BOND COUNSEL
Tunnelton 22-A Sewer Reserve	11/16/22				0.00			
Tunnelton 90 Water Reserve	05/03/90				28,628.35			
Tyler County (Friendly) PSD 04-A Sewer Revenue	09/28/04	0.000 - 0.000	252,100	136,487	677.65	09/44	UNB	S&J
Tyler County (Friendly) PSD 04-A Sewer Reserve	09/28/04				7,018.97			
Tyler County PSD 20-A Sewer Reserve	05/22/20				2,850.16			
Tyler County PSD 20-B Sewer Reserve	05/22/20				188.20			
Tyler County (Friendly) PSD 05-A Water Revenue	03/11/05	0.000 - 0.000	300,000	168,387	769.84	03/45	UNB	S&J
Tyler County (Friendly) PSD 05-A Water Reserve	03/11/05				8,458.82			
Tyler County (Friendly) PSD 08-A Water Revenue	12/04/08	0.000 - 0.000	2,450,000	1,612,229	6,278.21	12/48	UNB	S&J
Tyler County (Friendly) PSD 08-A Water Reserve	12/04/08				66,347.93			
Tyler County (Friendly) PSD 12-A Water Reserve	04/19/12				66,587.64			
Tyler County PSD 18-A Water Reserve	11/13/18				3,208.11			
Tyler County PSD 23-A Water Reserve	05/05/23				0.00			
Tyler County PSD 23-B Water Reserve	05/05/23				0.00			
Tyler County PSD 23-C Water Reserve	06/08/23				0.00			
Tyler County (Friendly) PSD 94-A Water Reserve	06/22/94				20,284.45			
Tyler County (Friendly) PSD 94-B Water Reserve	11/03/94				4,344.13			
Tyler County (Friendly) PSD 97 Water Reserve	06/11/97				28,161.93			
Union PSD 09-A Sewer Reserve	11/20/09				221,784.00			
Union PSD 09-C Sewer Revenue	11/20/09	0.000 - 0.000	3,074,294	1,268,131	1,401.87	09/31	DEP	JK
Union PSD 09-C Sewer Reserve	11/20/09				151,453.63			
Union PSD 18-A Sewer Revenue	12/07/18	2.500 - 2.500	8,714,198	7,722,164	18,556.86	12/38	DEP	WLO
Union PSD 18-A Sewer Reserve	12/07/18				99,614.65			
Union PSD 91-A Sewer Revenue	08/28/91	8.100 - 8.100	2,139,656	948,410	82,067.72	10/29	BNY	JK
Union PSD 91-A Sewer Reserve	08/28/91				182,787.00			
Union PSD 91-B Sewer Revenue	08/28/91	7.750 - 7.750	4,229,604	2,188,227	140,968.30	10/31	BNY	JK
Union PSD 91-B Sewer Reserve	08/28/91				346,658.00			
Union PSD 91-C Sewer Revenue	08/28/91	0.000 - 0.000	237,602	50,333	3,980.48	10/31	BNY	JK

ACCOUNT NAME	ISSUE DATE	INTEREST	ORIGINAL ISSUANCE	6/30/2023 OUTSTANDING	6/30/2023 ACCT BALANCE	LAST DATE	PAYING AGENT	BOND COUNSEL
Union PSD 91-C Sewer Reserve	08/28/91				6,158.00			
Union 20-A Water & Sewer Revenue	03/25/20	1.000 - 1.000	283,000	222,225	2,716.24	12/50	BPH	S&J
Union 20-A Water & Sewer Reserve	03/25/20				2,905.02			
Union-Williams PSD 00 Sewer Revenue	12/15/00	0.000 - 0.000	412,000	109,856	1,407.97	06/31	DEP	BR
Union-Williams PSD 00 Sewer Reserve	12/15/00				14,668.07			
Union-Williams PSD 04-A Sewer Revenue	02/19/04	0.000 - 0.000	15,596,291	6,368,485	52,664.50	09/35	DEP	BR
Union-Williams PSD 04-A Sewer Reserve	02/19/04				535,699.63			
Union-Williams PSD 04-B Sewer Revenue	02/19/04	0.000 - 0.000	1,900,000	1,018,301	4,671.48	12/43	UNB	BR
Union-Williams PSD 04-B Sewer Reserve	02/19/04				53,044.61			
Union-Williams PSD 07 Sewer Revenue	03/29/07	0.000 - 0.000	284,652	284,652	0.00	06/38	UNB	BR
Union-Williams PSD 07 Sewer Reserve	03/29/07				0.00			
Union-Williams PSD 22-A Sewer Refunding Revenue	08/05/22	3.420 - 3.420	197,465	182,874	2,280.49	04/31	Truist Govrn	BR
Union-Williams PSD 22-A Sewer Refunding Reserve	08/05/22				20,371.82			
Union-Williams PSD 22-B Sewer Revenue	10/18/22	0.750 - 0.750	595,000	92,307	2,934.10	09/52	DEP	BR
Union-Williams PSD 22-B Sewer Reserve	10/18/22				796.91			
Union-Williams PSD 21-A Water Refunding Revenue	06/17/21	2.900 - 2.900	2,422,900	2,189,470	15,506.90	12/37	Truist Govrn	BR
Union-Williams PSD 21-A Water Refunding Reserve	06/17/21				185,693.13			
Union-Williams PSD 21-B Water Refunding Revenue	06/17/21	2.900 - 2.900	1,301,000	1,042,528	13,580.19	07/30	Truist Govrn	BR
Union-Williams PSD 21-B Water Refunding Reserve	06/17/21				134,639.19			
Valley Falls PSD 07-A Water Revenue	01/12/07	0.000 - 0.000	4,878,315	2,591,595	25,522.84	06/40	UNB	S&J
Valley Falls PSD 07-A Water Reserve	01/12/07				153,085.69			
Vienna 13-A Water & Sewer Revenue	11/14/13	2.000 - 2.000	1,850,308	1,192,637	12,256.31	06/35	DEP	S&J
Vienna 13-A Water & Sewer Reserve	11/14/13				96,602.03			
Vienna 15-A Water & Sewer Revenue	03/25/15	3.000 - 3.000	1,412,542	1,009,371	10,054.96	06/36	UNB	S&J
Vienna 15-A Water & Sewer Reserve	03/25/15				103,144.17			
WV American Water Company 10-A Water Revenue Note	01/28/10	0.000 - 0.000	1,925,000	794,047	8,894.15	09/31	BPH	JK
WV Amer Water Comp 10-A Water Reserve	01/28/10				0.00		LOC	09/01/2031
WV Higher Education Facilities 10-B Revenue	12/23/10	7.450 - 7.650	50,265,000	50,265,000	5,849.55	04/40	DTC	STB

ACCOUNT NAME	ISSUE DATE	INTEREST	ORIGINAL ISSUANCE	6/30/2023 OUTSTANDING	6/30/2023 ACCT BALANCE	LAST DATE	PAYING AGENT	BOND COUNSEL
WV Higher Education Facilities 10-B Reserve	12/23/10				529,148.27			
WV Higher Education Policy 12-A Revenue	06/12/12	2.000 - 5.000	124,190,000	81,540,000	176,633.85	04/34	DTC	STB
WV Higher Education Policy 12-B Revenue	06/12/12	2.000 - 4.000	7,975,000	4,760,000	4,307.10	04/34	DTC	STB
Walton PSD 05 Water Reserve	04/14/05				5,436.56			
Walton PSD 08 Water Reserve	07/03/08				10,147.67			
Walton PSD 21 Water Revenue	09/08/21	2.000 - 2.000	544,900	501,029	3,152.09	09/52	UNB	G&G
Walton PSD 21 Water Reserve	09/08/21				2,049.64			
Walton PSD 87 Water Reserve	11/05/87				8,135.38			
Walton PSD (Gandeeville) 91 Water Reserve	09/17/91				9,044.25			
Walton PSD 94-A Water Reserve	02/16/94				6,516.37			
Walton PSD 94-B Water Reserve	02/16/94				496.75			
Walton PSD 97 Water Reserve	10/09/97				28,161.76			
War 99-A Lot 2 Sewer Revenue	06/25/99	0.000 - 0.000	724,274	301,004	3,278.18	06/39	UNB	G&G
War 99-A Sewer Revenue	06/25/99	0.000 - 0.000	245,726	102,086	1,120.84	06/39	UNB	G&G
War 99-A & 99-A Lot 2 Sewer Reserve	06/25/99				26,227.91			
War 08-A Water Revenue	06/26/08	0.000 - 0.000	215,300	135,400	507.94	06/48	UNB	S&J
War 08-A Water Reserve	06/26/08				5,953.11			
War 11-A Water Reserve	01/27/11				45,893.68			
War 11-B Water Reserve	01/27/11				16,688.78			
Wardensville 09-A Sewer Revenue	12/02/09	0.000 - 0.000	279,782	191,331	2,396.37	12/49	DEP	JK
Wardensville 09-A Sewer Reserve	12/02/09				7,877.04			
Wardensville 21-A Sewer Revenue	03/18/21	3.000 - 3.000	139,500	128,994	1,479.80	06/41	UNB	S&J
Wardensville 21-A Sewer Reserve	03/18/21				1,990.61			
Wardensville 08-A Water Revenue	12/10/08	0.000 - 0.000	1,550,000	865,399	5,866.68	03/40	BPH	S&J
Wardensville 08-A Water Reserve	12/10/08				52,083.50			
Wardensville 21-A Water Revenue	03/18/21	2.000 - 2.000	157,000	145,828	1,243.77	06/51	UNB	S&J
Wardensville 21-A Water Reserve	03/18/21				5,748.41			
Warm Springs PSD 02-A Sewer Revenue	06/25/02	0.000 - 0.000	1,316,000	438,640	4,596.21	06/33	DEP	JK

ACCOUNT NAME	ISSUE DATE	INTEREST	ORIGINAL ISSUANCE	6/30/2023 OUTSTANDING	6/30/2023 ACCT BALANCE	LAST DATE	PAYING AGENT	BOND COUNSEL
Warm Springs PSD 02-A Sewer Reserve	06/25/02				47,944.54			
Warm Springs PSD 07-A Sewer Revenue	02/28/07	0.000 - 0.000	8,290,000	1,951,201	21,121.33	09/32	UNB	JK
Warm Springs PSD 07-A Sewer Reserve	02/28/07				233,174.19			
Warm Springs PSD 07-C Sewer Revenue	02/28/07	0.000 - 0.000	3,000,000	2,148,393	12,245.12	12/38	DEP	JK
Warm Springs PSD 07-C Sewer Reserve	02/28/07				196,559.54			
Warm Springs PSD 89 Sewer Reserve	08/03/89				19,953.21			
Warm Springs PSD 98 Sewer Reserve	11/19/98				22,529.66			
Washington Pike PSD 21-A Water Reserve	03/26/21				2,860.17			
Washington Pike PSD 21-B Water Reserve	03/26/21				660.81			
Wayne County Building Comm 13-A Lease Reserve	11/18/13				63,576.08			
Wayne County Schools 14 GO	09/25/14	2.000 - 5.000	18,000,000	8,720,000	254,411.45	06/29	DTC	S&J
Wayne County Schools 14 GO Surplus Collections	09/25/14				1,357,233.97			
Wayne 12-A Sewer Reserve	12/17/12				74,799.68			
Wayne 04-A Water Reserve	10/21/04				72,866.34			
Wayne 04-B Water Revenue	10/21/04	0.000 - 0.000	1,925,000	802,083	6,552.50	12/35	BPH	S&J
Wayne 04-B Water Reserve	10/21/04				69,900.95			
Wayne 07-A Water Revenue	06/14/07	1.000 - 1.000	193,394	193,394	0.00	12/39	UNB	S&J
Wayne 07-A Water Reserve	06/14/07				53,743.19			
Webster County EDA 11-A Water Revenue	04/11/11	0.000 - 0.000	885,539	632,891	2,160.97	03/51	UNB	S&J
Webster County EDA 11-A Water Reserve	04/11/11				0.00		LOC	03/01/2051
Weirton 07-A Sewer Revenue	04/11/07	2.000 - 2.000	4,199,404	1,153,990	71,566.83	03/28	DEP	S&J
Weirton 07-A Sewer Reserve	04/11/07				261,045.94			
Weirton 13-A Sewer Revenue	09/25/13	2.000 - 2.000	5,904,000	3,820,447	44,920.32	06/35	DEP	S&J
Weirton 13-A Sewer Reserve	09/25/13				306,744.20			
Weirton 06-A Water Revenue	04/25/06	2.000 - 2.000	2,555,000	737,252	18,180.22	06/28	BPH	S&J
Weirton 06-A Water Reserve	04/25/06				158,823.84			
Weirton 09-A Water Revenue	11/19/09	2.000 - 2.000	2,496,208	1,151,384	33,472.62	09/31	BPH	S&J
Weirton 09-A Water Reserve	11/19/09				155,172.42			

ACCOUNT NAME	ISSUE DATE	INTEREST	ORIGINAL ISSUANCE	6/30/2023 OUTSTANDING	6/30/2023 ACCT BALANCE	LAST DATE	PAYING AGENT	BOND COUNSEL
Weirton 16-A Water Revenue	04/15/16	3.520 - 3.520	2,900,000	2,102,348	18,537.92	05/36	WESBK-WHEEL	S&J
Weirton 16-A Water Reserve	04/15/16				153,499.67			
Weirton 16-B Water Revenue	10/20/16	2.500 - 2.500	4,000,000	3,178,480	26,900.26	06/38	BPH	S&J
Weirton 16-B Water Reserve	10/20/16				134,590.78			
Welch 08-A Sewer Revenue	05/06/08	0.000 - 0.000	2,000,000	1,302,626	5,712.95	03/48	DEP	S&J
Welch 08-A Sewer Reserve	05/06/08				57,204.68			
Welch 13-A Sewer Revenue	05/06/13	0.000 - 0.000	4,039,789	3,161,758	11,559.71	03/53	DEP	S&J
Welch 13-A Sewer Reserve	05/06/13				115,632.77			
Welch 19-A Sewer Reserve	08/28/19				116,036.82			
Welch 09-A Water Revenue	12/18/09	0.000 - 0.000	625,000	374,977	3,920.83	06/41	BPH	S&J
Welch 09-A Water Reserve	12/18/09				22,642.16			
Welch 09-C Water Revenue	12/18/09	0.000 - 0.000	461,674	317,770	2,251.24	12/49	UNB	S&J
Welch 09-C Water Reserve	12/18/09				13,031.50			
Welch 14-A Water Revenue	02/20/14	0.500 - 0.500	310,000	229,330	1,341.57	03/45	BPH	S&J
Welch 14-A Water Reserve	02/20/14				12,098.00			
Welch 15-A Water Revenue	06/17/15	0.500 - 0.500	3,540,088	2,817,452	14,620.73	12/46	BPH	S&J
Welch 15-A Water Reserve	06/17/15				138,132.63			
Welch 17-A Water Reserve	09/08/17				42,580.88			
Wellsburg 10-A Water & Sewer Revenue	10/27/10	2.000 - 2.000	215,000	96,398	1,766.83	06/31	BPH	S&J
Wellsburg 10-A Water & Sewer Reserve	10/27/10				13,366.65			
Wellsburg 11-A Water & Sewer Revenue	02/24/11	0.000 - 0.000	307,661	216,569	915.97	03/50	DEP	S&J
Wellsburg 11-A Water & Sewer Reserve	02/24/11				8,855.42			
Wellsburg 12-A Water & Sewer Revenue	03/01/12	2.000 - 2.000	2,435,000	1,398,717	18,568.65	12/33	BPH	S&J
Wellsburg 12-A Water & Sewer Reserve	03/01/12				151,365.38			
Wellsburg 15-A Water & Sewer Revenue	09/30/15	0.500 - 0.500	4,000,000	3,193,716	16,020.81	06/46	DEP	S&J
Wellsburg 15-A Water & Sewer Reserve	09/30/15				97,617.26			
Wellsburg 21-A Water & Sewer Revenue	06/10/21	1.000 - 1.000	5,889,074	5,540,551	23,133.90	12/52	BPH	S&J
Wellsburg 21-A Water & Sewer Reserve	06/10/21				13,421.35			

ACCOUNT NAME	ISSUE DATE	INTEREST	ORIGINAL ISSUANCE	6/30/2023 OUTSTANDING	6/30/2023 ACCT BALANCE	LAST DATE	PAYING AGENT	BOND COUNSEL
West Dunbar PSD 20-A Sewer Revenue	01/13/20	0.250 - 0.250	10,040,000	9,661,496	25,928.78	12/59	DEP	JK
West Dunbar PSD 20-A Sewer Reserve	01/13/20				44,952.08			
West Hamlin 07-A Water & Sewer Reserve	06/28/07				25,732.78			
West Union 02 Water & Sewer Revenue	08/29/02	0.000 - 0.000	810,000	397,161	3,903.19	06/42	UNB	BR
West Union 02 Water & Sewer Reserve	08/29/02				22,283.67			
West Union 18-A Water & Sewer Revenue	12/20/18	1.000 - 1.000	3,177,709	2,809,581	18,878.00	12/58	UNB	S&J
West Union 18-A Water & Sewer Reserve	12/20/18				34,008.65			
West Union 98-C Water & Sewer Revenue	12/15/98	0.000 - 0.000	2,075,000	829,994	10,022.42	12/38	UNB	S&J
West Union 98-C Water & Sewer Reserve	12/15/98				57,084.94			
Weston 00-A Sewer Revenue	12/20/00	0.000 - 0.000	3,192,097	957,613	12,127.78	06/32	DEP	JK
Weston 00-A Sewer Reserve (R)*	12/20/00				110,142.21			
Weston 00-B Sewer Revenue	12/20/00	0.000 - 0.000	6,250,000	2,840,880	17,231.05	12/40	UNB	JK
Weston 00-B Sewer Reserve (R)*	12/20/00				168,043.41			
Weston 05-A Sewer Revenue	06/24/05	0.000 - 0.000	597,037	338,963	1,535.49	06/45	UNB	JK
Weston 05-A Sewer Reserve (R)*	06/24/05				15,949.32			
Weston 07-A Sewer Revenue	09/18/07	0.000 - 0.000	3,047,000	1,899,412	7,840.58	06/47	UNB	S&J
Weston 07-A Sewer Reserve (R)*	09/18/07				81,925.28			
Weston 11-A Sewer Revenue	08/16/11	0.000 - 0.000	1,147,679	823,631	3,005.14	12/50	UNB	S&J
Weston 11-A Sewer Reserve	08/16/11				31,193.71			
Weston 11-B Sewer Revenue	08/16/11	0.000 - 0.000	741,679	475,896	2,650.77	09/42	DEP	S&J
Weston 11-B Sewer Reserve (R)*	08/16/11				25,584.98			
Weston 13-A Sewer Revenue	02/01/13	0.000 - 0.000	586,986	380,111	2,285.31	06/41	DEP	S&J
Weston 13-A Sewer Reserve	02/01/13				21,547.37			
Weston 18-A Sewer Revenue	12/18/18	0.250 - 0.250	10,716,698	10,209,490	23,027.03	09/50	DEP	S&J
Weston 18-A Sewer Reserve	12/12/18				59,382.97			
Weston 18-C Sewer Revenue	12/18/18	2.000 - 2.000	1,325,000	1,233,807	5,310.38	09/50	UNB	S&J
Weston 18-C Sewer Reserve	12/18/18				17,162.08			
Wetzel County PSD #1 06-A Water Reserve	06/27/06				51,194.89			

ACCOUNT NAME	ISSUE DATE	INTEREST	ORIGINAL ISSUANCE	6/30/2023 OUTSTANDING	6/30/2023 ACCT BALANCE	LAST DATE	PAYING AGENT	BOND COUNSEL
Wetzel County PSD #1 13-A Water Revenue	07/12/13	1.000 - 1.000	1,030,509	837,044	6,218.06	12/52	UNB	S&J
Wetzel County PSD #1 13-A Water Reserve	07/12/13				33,752.83			
Wetzel County PSD #1 16-A Water Revenue	12/15/16	1.000 - 1.000	534,500	471,127	1,761.72	12/56	UNB	S&J
Wetzel County PSD #1 16-A Water Reserve	12/15/16				9,646.93			
Wetzel County PSD #1 93-A Water Revenue	06/28/93	7.750 - 7.750	154,839	80,108	8,691.97	10/31	BNY	S&J
Wetzel County PSD #1 93-A Water Reserve	06/28/93				12,977.54			
Wetzel County PSD #1 93-B Water Revenue	06/28/93	0.000 - 0.000	5,161	1,191	621.25	10/31	BNY	S&J
Wetzel County PSD #1 93-B Water Reserve	06/28/93				257.91			
Wheeling 22 Remediation Note	05/26/22	0.750 - 0.750	192,010	144,822	0.00	09/28	DEP	JK
Wheeling 15 Civic Center Refunding GO	09/02/15	2.000 - 2.600	1,860,000	780,000	232,606.66	05/28	DTC	S&J
Wheeling 05-A Water & Sewer Revenue	05/03/05	2.000 - 2.000	14,500,000	2,972,331	121,162.55	12/26	DEP	S&J
Wheeling 05-A Water & Sewer Reserve	05/03/05				912,364.24			
Wheeling 10-B Water & Sewer Revenue	12/14/10	2.000 - 2.000	8,356,000	4,197,093	62,145.56	03/32	DEP	S&J
Wheeling 10-B Water & Sewer Reserve	12/14/10				541,852.00			
Wheeling 21-A Water & Sewer Refunding Revenue	08/03/21	4.000 - 4.000	35,565,000	35,445,000	145,810.44	06/51	DTC	S&J
Wheeling 21-A Water & Sewer Refunding Reserve	08/03/21				0.00		SB	06/01/2051
Wheeling 21-B Water & Sewer Refunding Revenue	08/03/21	0.491 - 2.917	31,515,000	29,335,000	193,291.92	06/43	DTC	S&J
Wheeling 21-B Water & Sewer Refunding Reserve	08/03/21				0.00		SB	06/01/2043
Wheeling 21-C Water & Sewer Refunding Revenue	08/03/21	0.491 - 2.662	7,905,000	7,115,000	65,772.17	06/36	DTC	S&J
Wheeling 21-C Water & Sewer Refunding Reserve	08/03/21				0.00		SB	06/01/2036
White Oak PSD 21-A Sewer Reserve	08/23/21				0.00			
White Oak PSD 92-A Sewer Revenue	08/12/92	7.750 - 7.750	319,355	165,221	16,425.29	10/31	BNY	S&J
White Oak PSD 92-A Sewer Reserve	08/12/92				26,765.92			
White Oak PSD 92-B Sewer Revenue	08/12/92	0.000 - 0.000	10,645	2,457	258.23	10/31	BNY	S&J
White Oak PSD 92-B Sewer Reserve	08/12/92				298.31			
White Sulphur Springs 09-A Sewer Revenue	04/09/09	0.000 - 0.000	3,842,675	2,163,687	15,964.86	06/40	DEP	JK
White Sulphur Springs 09-A Sewer Reserve	04/09/09				134,516.76			
White Sulphur Springs 16-A Sewer Revenue	06/17/16	2.000 - 2.000	1,393,114	1,047,768	9,376.09	09/37	DEP	JK

ACCOUNT NAME	ISSUE DATE	INTEREST	ORIGINAL ISSUANCE	6/30/2023 OUTSTANDING	6/30/2023 ACCT BALANCE	LAST DATE	PAYING AGENT	BOND COUNSEL
White Sulphur Springs 16-A Sewer Reserve	06/17/16				51,602.90			
White Sulphur Springs 11-B Water Revenue	04/14/11	0.000 - 0.000	8,000,000	5,207,742	30,952.58	09/42	BPH	JK
White Sulphur Springs 11-B Water Reserve	04/14/11				280,449.55			
Whitehall PSD 21 Sewer Revenue	12/02/21	2.520 - 2.520	2,377,224	2,192,272	16,558.12	12/36	Truist Govrn	BR
Whitehall PSD 21 Sewer Reserve	12/02/21				29,458.65			
Whitmer 10-A Water Revenue	01/21/10	0.000 - 0.000	370,000	225,060	1,077.05	09/41	BPH	S&J
Whitmer 10-A Water Reserve	01/21/10				17,515.24			
Wilderness PSD 01-A Water Reserve	08/08/01				71,123.45			
Wilderness PSD 15-A Water Revenue	08/12/15	0.500 - 0.500	1,905,856	1,516,816	7,287.20	12/46	BPH	JK
Wilderness PSD 15-A Water Reserve	08/12/15				47,291.42			
Wilderness PSD 92 Water Reserve	07/15/92				21,094.41			
Wilderness PSD 97 Water Reserve	09/18/97				42,249.13			
Williamson 09-A Water & Sewer Reserve	07/02/09				58,399.23			
Williamson 86-B Water & Sewer Revenue	05/28/86	0.000 - 0.000	698,295	55,129	15,162.70	10/25	BNY	G&G
Williamson 86-B Water & Sewer Reserve	05/28/86				20,122.13			
Williamson 86-C Water & Sewer Reserve	05/28/86				108,453.25			
Williamson 96-A Water & Sewer Refunding Revenue	10/01/96	3.800 - 5.500	1,840,000	345,000	98,649.48	10/25	BK NY MELLON	VLF
Williamson 96-A Water & Sewer Refunding Reserve	10/01/96				132,806.28			
Williamstown 05-A Sewer Revenue	06/02/05	2.000 - 2.000	230,282	37,365	2,673.30	03/26	DEP	S&J
Williamstown 05-A Sewer Reserve	06/02/05				14,315.70			
Williamstown 09-A Sewer Revenue	12/09/09	0.000 - 0.000	800,000	550,640	2,453.11	12/49	DEP	G&G
Williamstown 09-A Sewer Reserve	12/09/09				22,387.46			
Williamstown 15-A Sewer Revenue	09/30/15	2.000 - 2.000	336,500	235,189	4,623.93	09/36	DEP	STB
Williamstown 15-A Sewer Reserve	09/30/15				15,095.56			
Williamstown 87-A1 Sewer Revenue	06/25/87	8.380 - 8.380	659,637	190,499	42,344.51	10/26	BNY	BR
Williamstown 87-A1 Sewer Reserve	06/25/87				59,315.37			
Williamstown 87-A Sewer Revenue	06/25/87	9.750 - 9.750	15,551	3,912	1,253.25	10/25	BNY	BR
Williamstown 87-A Sewer Reserve	06/25/87				1,602.72			

ACCOUNT NAME	ISSUE DATE	INTEREST	ORIGINAL ISSUANCE	6/30/2023 OUTSTANDING	6/30/2023 ACCT BALANCE	LAST DATE	PAYING AGENT	BOND COUNSEL
Williamstown 87-B Sewer Revenue	06/25/87	0.000 - 0.000	169,539	17,659	5,071.35	10/26	BNY	BR
Williamstown 87-B Sewer Reserve	06/25/87				7,671.49			
Winfield 04 Sewer Revenue	09/16/04	2.000 - 2.000	500,000	66,708	2,899.72	09/25	DEP	G&G
Winfield 04 Sewer Reserve	09/16/04				31,081.07			
Winfield 09-A Sewer Revenue	08/26/09	0.000 - 0.000	1,214,966	470,798	10,992.50	03/31	DEP	S&J
Winfield 09-A Sewer Reserve	08/26/09				62,915.00			
Winfield 20-A Sewer Reserve	04/24/20				102,153.89			
Winfield 86-A Sewer Revenue	12/15/86	8.380 - 8.380	381,884	110,286	24,101.93	10/26	BNY	VLF
Winfield 86-A Sewer Reserve	12/15/86				34,339.60			
Winfield 86-B Sewer Revenue	12/15/86	0.000 - 0.000	93,666	9,860	6,989.17	10/26	BNY	VLF
Winfield 86-B Sewer Reserve	12/15/86				6,715.59			
Wood County Schools 17 GO	05/09/17	2.000 - 4.000	41,140,000	27,375,000	0.00	06/32	DTC	STB
Wood County Schools 17 GO Sur Col	05/09/17				2,523,243.12			

ACTIVE BONDS FUNDED THROUGH DEBT FORGIVENESS

Issue Date		Issue Amount	Last DS*	Bond Holder
12/16/2021	Albright Sewer Revenue, Series B	962,500	Open	DEP
02/08/2022	Ansted Sewer Revenue, Series B	387,369	Open	DEP
10/22/2015	Auburn Design Funding Assistance Note	303,000	Open	DEP
05/02/2023	Benwood Sewer, Series B	2,000,000	Open	DEP
02/16/2023	Belle Funding Assistance	391,997	Open	DEP
08/28/2019	Boone County PSD Funding Assistance	600,000	Open	BPH
07/20/2021	Camden-on-Gauley Funding Assistance	700,000	Open	DEP
07/29/2021	Capon Bridge Funding Asisstance	950,000	Open	DEP
01/22/2021	Cedar Grove Funding Assistance	905,000	Open	DEP
08/08/2017	Central Boaz PSD Sewer Revenue, Series B	364,674	Open	DEP
05/21/2021	Central Hampshire PSD Water Revenue, Series B	900,000	Open	BPH
07/31/2019	Century Volga PSD Funding Assistance	2,770,000	Open	DEP
01/13/2010	Charles Town Water & Sewer Revenue, Series B (AF only)	100,000	2031	BPH
01/26/2023	Chestnut Ridge PSD Water, Series B	721,530	Open	BPH
04/25/2023	Clarksburg Water Design Revenue, Series C	409,169	Open	BPH
03/30/2021	Clay Design Funding Assitance	545,000	Open	DEP
11/19/2020	Claywood Park PSD Water Revenue, Series B	196,000	Open	BPH
10/03/2019	Colfax PSD Funding Assistance	738,929	Open	DEP
04/15/2021	Cowen PSD Water & Sewer Revenue, Series B	500,000	Open	BPH
02/26/2021	Craigsville PSD Sewer Revenue, Series B	500,000	Open	DEP
01/30/2020	Elizabeth Sewer Revenue, Series B	1,000,000	Open	DEP
07/23/2020	Elizabeth Water Revenue, Series B	500,000	Open	BPH
11/17/2022	Ellenboro Sewer Funding Assistance	1,500,000	Open	DEP
10/18/2022	Fairview Funding Assistance, Phase I	230,500	Open	BPH
10/18/2022	Fairview Funding Assistance, Phase II	169,500	Open	BPH
03/02/2023	Franklin 23 Water, Series B	2,401,872	Open	BPH
03/02/2021	Grantsville Design Funding Assistance	285,000	Open	DEP
07/20/2016	Greater Harrison County PSD Sewer Revenue, Series B	500,000	Open	DEP
08/26/2019	Greater Harrison County PSD Sewer Revenue, Series D	1,500,000	Open	DEP
07/30/2020	Greater Harrison County PSD Sewer Revenue, Series B	1,000,000	Open	DEP
12/07/2022	Greater Harrison County PSD Funding Assistance	500,000	Open	DEP
12/21/2017	Hancock County PSD Sewer Revenue, Series B	496,133	Open	DEP
06/16/2022	Huttonsville PSD Sewer Revenue, Series B	1,440,000	Open	DEP
12/16/2022	Keyser 22 Sewer Funding Assistance, Series A	1,380,000	Open	DEP
04/23/2019	Lashmeet PSD Design Funding Assistance Note	188,477	Open	BPH
12/09/2020	Lashmeet PSD Design Funding Assistance Note	251,950	Open	BPH
03/09/2023	Lincoln PSD Funding Assistance	447,231	Open	BPH
02/07/2023	Mason County PSD Funding Assistance	500,000	Open	BPH
05/27/2021	McDowell County PSD Funding Assistance	1,207,470	Open	DEP
03/31/2022	Monongah Sewer Revenue, Series B	1,000,000	Open	DEP
04/27/2022	Mount Hope Water & Sewer Revenue, Series B	1,254,901	Open	DEP
03/24/2022	Mount Zion PSD Design Funding Assistance	223,000	Open	DEP
12/06/2016	New Haven PSD Funding Assistance	1,947,707	Open	DEP
04/23/2019	New Haven PSD Funding Assistance, Contract 19	160,508	Open	BPH
02/27/2020	Nutter Fort Sewer Revenue, Series B	1,000,000	Open	DEP
06/16/2022	Nutter Fort Funding Asisstance	1,000,000	Open	DEP
04/25/2023	Oak Hill Design Funding Assistance	500,000	Open	DEP
08/17/2018	Oceana Sewer Revenue, Series B	100,000	Open	DEP
03/30/2021	Oceana Water Revenue, Series B	140,000	Open	BPH
01/30/2020	Page-Kincaid PSD Design Funding Assistance	345,500	Open	DEP

ACTIVE BONDS FUNDED THROUGH DEBT FORGIVENESS

Issue Date		Issue Amount	Last DS*	Bond Holder
09/22/2022	Pea Ridge PSD Sewer Revenue, Series B	1,900,000	Open	DEP
04/16/2009	Petersburg Water Revenue, Series B	5,000,000	Open	BPH
04/15/2021	Preston County PSD Sewer Revenue, Series B	1,000,000	Open	DEP
12/04/2009	Putnam PSD Water Revenue, Series B (AF only)	100,000	2030	BPH
06/16/2022	Richwood Water & Sewer Revenue, Series B	1,500,000	Open	BPH
07/26/2022	Ripley 22 Sewer Revenue, Series D	1,500,000	Open	DEP
12/09/2020	Ronceverte Water Revenue, Series B	1,300,000	Open	BPH
07/29/2021	Ronceverte Funding Assistance	360,000	Open	DEP
01/28/2021	Salt Rock Water PSD Revenue, Series B	610,612	Open	BPH
06/16/2022	Southern Jackson County PSD Sewer Revenue, Series B	1,000,000	Open	DEP
12/02/2021	Tomlinson PSD Water Revenue, Series B	300,000	Open	BPH
08/10/2022	Walton PSD Design Revenue	529,000	Open	DEP
06/02/2020	Webster Springs PSD Funding Assistance	2,770,017	Open	DEP
06/10/2021	Wellsburg Water & Sewer Revenue, Series B	700,000	Open	BPH
01/13/2020	West Dunbar PSD Sewer Revenue, Series B	1,000,000	Open	DEP

*When Last DS is commented "Open", the issue is deemed no longer outstanding after the last advance is forgiven.

Disclaimer --All attempts have been made to assure the accuracy of these debt forgiveness issues. No guarantee should be assumed.