ONE HUNDRED AND THIRD ANNUAL REPORT

WEST VIRGINIA MUNICIPAL BOND COMMISSION

ANNUAL SUMMARY OF RECEIPTS & DISBURSEMENTS
JULY 1, 2023 – JUNE 30, 2024

WEST VIRGINIA
MUNICIPAL BOND COMMISSION

Suite 1117
900 Pennsylvania Avenue
Charleston WV 25302
(304) 558-3971
Fax (304) 558-1280
munibondcomm@wv.gov
http://mbc.wv.gov

MATT IRBY
STATE TAX COMMISSIONER, CHAIR

RILEY MOORE
STATE TREASURER

JOHN B. McCUSKEY
STATE AUDITOR

STEPHEN T. WILLIAMS
MEMBER

LINDA K. EPLING
MEMBER

SARA L. ROGERS
EXECUTIVE DIRECTOR

JOHN K. TENNANT
ACCOUNTANT

PATRICIA A. LAWRENCE
ADMINISTRATIVE ASSISTANT

IDA M. PITCHFORD
ACCOUNTING TECH

WEST VIRGINIA
MUNICIPAL BOND COMMISSION

Annual Summary of
Receipts and Disbursements
July 1, 2023 - June 30, 2024

Account Numbers 7250 and 7251

	FY 22-23	FY 23-24
Beginning Balance, July 1	$ 223,371,278	$ 195,709,037
Add: Remittances	229,282,412	236,857,496
Public Utility Taxes	6,910,676	6,918,542
Interest Earned on:		
Escrowed Investments	74,377	0
Pool Investments	7,670,161	12,576,802
Discount Earned on:		
Matured Escrowed Investments	0	0
Miscellaneous	0	0
Total Receipts	243,937,625	256,352,840
Beginning Balance plus Receipts	467,308,903	452,061,877
Less: Principal Paid	197,777,757	160,545,926
Interest Paid	56,149,719	59,670,681
Bondholder Adm Fee Paid	3,795,654	3,819,089
Premium Paid on:		
Matured Escrowed Investments	0	0
Bonds Retired Early	0	0
Refunds to Issuers	13,564,347	15,231,814
Bank Fees Paid	340	580
MBC Fees Paid	310,848	315,496
BTI Fees Paid	1,200	0
Miscellaneous	0	0
Total Disbursements	271,599,866	239,583,586
Ending Balance, June 30	$ 195,709,037	$ 212,478,291

ONE-HUNDRED AND THIRD ANNUAL REPORT

THE MUNICIPAL BOND COMMISSION

Report of the Executive Director

In 1921, The West Virginia Legislature created the State Sinking Fund Commission to act as the fiscal agent/trustee for the bond issues of the State and its political subdivisions. The agency was charged with the responsibility of receiving the deposits of the various issuers, investing them for a reasonable return consistent with State statute and bond ordinance requirements, disbursing funds to the appropriate paying agent banks or bondholders to meet debt services, receiving and reconciling cancelled securities, maintaining and reporting the financial accounts of each depositor, and aiding the issuers in the management of their resources. The agency would encourage the financial growth of the State by helping to maintain a receptive financial market for West Virginia bond issues through professional management services and to provide a central information source. In 1977, the name of the Commission was changed to the Municipal Bond Commission.

The Commission is composed of five members: State Tax Commissioner Matt Irby, Chairman; State Treasurer Riley Moore, member; State Auditor John McCuskey, member; Linda Epling of Raleigh County, member; and Stephen Williams, Mayor of Huntington, Cabell County, member. The Commission elects an Executive Director who is responsible for the day to day operations of the Commission. The Commission meets periodically to oversee the operations of the staff.

Under State statute, the Commission is appointed as fiscal agent for all general obligation (tax levy) bond issues of the county commissions, municipalities, and school districts of the State. It determines levy requirements for all such issues each year. In the one hundred and three years since the creation of the Commission, the State has not had a default or slow payment on any general obligation issue in the State.

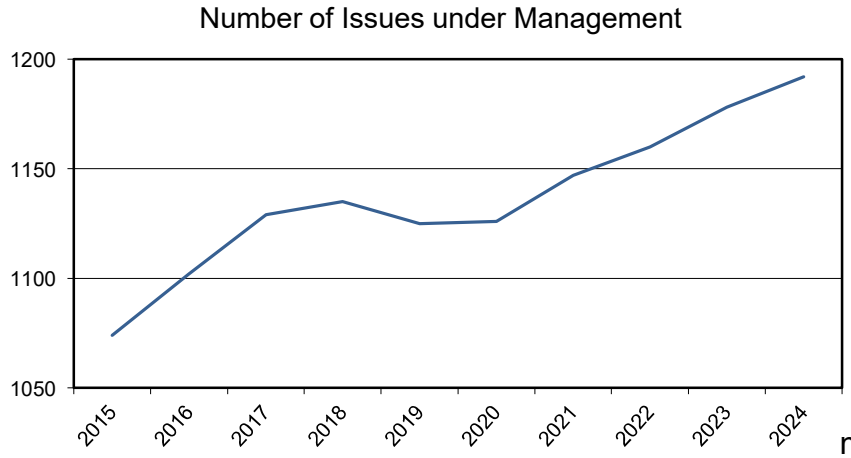

The Commission is also appointed fiscal agent for revenue bond issues of municipalities and their utilities. Additional accounts are maintained for State agency revenue bonds, colleges and universities. The Commission also serves as fiscal agent for most, though not all, public service districts. It does not handle State general obligation bonds (roads and schools),

State and local housing bonds, Parkway Authority, School Building Authority bond issues, or any industrial development bond issues. The Commission works closely with the WV Infrastructure and Jobs Development Council, the Water Development Authority, the WV Department of Environmental Protection, and the WV Bureau of Public Health in the management of their water and sewer infrastructure projects. The Commission also maintains many reserve accounts for the US Department of Agriculture bond issues. At present, 1,192 bond issues and 2,714 accounts are under supervision.

For ninety-two years, the Legislature has made a blanket appropriation annually to cover possible deficiencies that could arise in State and general obligation sinking fund accounts. This act, in part, reads:

> Sinking Fund Deficiencies-There is hereby appropriated to the Governor a sufficient amount to meet a deficiency that may arise...in the funds of the Municipal Bond Commission because of the failure of any State agency for either general obligation or revenue bonds or any local taxing district for general obligation bonds to remit funds necessary for the payment of interest and sinking fund requirement. The Governor is authorized to transfer from time to time such amounts to the Municipal Bond Commission as may be necessary for (this purpose).

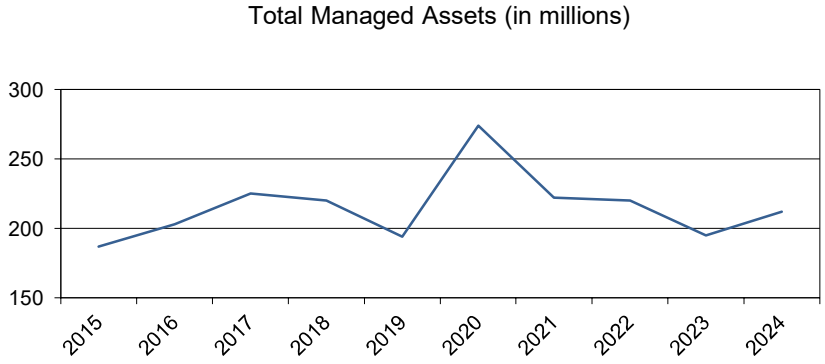

The Commission also maintains discretionary accounts, called 7251, where State and local governments may deposit surplus funds for investment. All funds on deposit with the Commission are invested to earn interest. As of June 30, 2024, the Commission held the following managed assets:

Pool Investments	$208,495,853
Escrowed Investments	0
Total Investments	$208,495,853
Cash	3,982,430
Total Managed Assets	$212,478,283

This is an increase of 8% compared with a year earlier.

Pool investments of the Commission are held in a Government Money Market Pool, which is maintained at the Board of Treasury Investments. This Pool is limited to full faith and credit US Treasury and Agency investments of less than 13 months maturity and has an average portfolio maturity not exceeding 90 days. Other investments held by the Commission, primarily escrowed investments held in trust to defease specific bond issues, are maintained in separate accounts outside the Pool. These investments are

made only at the direction of the issuers. The Pool's yield increased for the fiscal year to an average of 5.29%.

With the 1,192 issues managed at the end of the fiscal year, the original principal outstanding was $4.03 billion. The current total principal outstanding of these issues is $2.66 billion. Many issues have not yet drawn their full loan. The majority of the issues the Commission handles are Water and Sewer projects, this is followed by County Schools and Higher Education. The Commission handles a small number of issues for Parking, Improvements, Civic Center and Hospitals. The Commission serves as fiscal agent for issues from every county in the state.

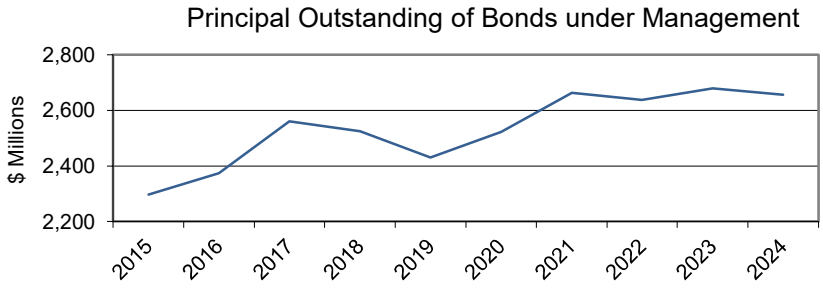

Since 1991, the Commission has financed its operations from fees assessed for its services. The fee for fiscal year 2024 was 20/100 of 1% of the debt service paid for each issue, with a maximum of no more than $2,000 per issue or series per year.

Percent		Principal Outstanding
77.3	Water and/or Sewer	$ 2,055,120,428
17.5	County Schools	464,207,737
4.9	Higher Education	130,405,000
0.3	Other	7,201,056
100.0		$ 2,656,934,221

DEBT SERVICE ACCOUNTS

	COLLEGES & UNIVERSITIES	COUNTY GENERAL OBLIGATION	COUNTY REVENUE	COUNTY SCHOOL DISTRICTS	PUBLIC SERVICE DISTRICTS	MUNICIPAL GENERAL OBLIGATION	MUNICIPAL REVENUE	TOTAL
Beginning Balance, July 1, 2022	$ 1,634,273	$ 53,016	$ 1,983,590	$ 35,638,562	$ 57,041,168	$ 256,357	$118,574,684	$215,181,649
Add: Remittances	13,739,236	0	2,621,170	45,638,738	62,361,650	158,659	94,698,018	219,217,471
Public Utility Taxes	0	0	0	6,887,098	0	23,577	0	6,910,675
Interest Earned on:								
Escrowed Investments	0	0	0	0	0	0	74,377	74,377
Pool Investments	142,415	1,788	82,988	2,114,449	2,075,462	11,446	2,766,538	7,195,087
Discount Earned on:								
Matured Escrowed Investments	0	0	0	0	0	0	0	0
Miscellaneous	0	0	0	17	4,356	0	0	4,373
Total Receipts	$ 13,881,652	$ 1,788	$ 2,704,158	$ 54,640,302	$ 64,441,468	$ 193,682	$ 97,538,933	$233,401,982
Beginning Balance plus Receipts	15,515,925	54,803	4,687,748	90,278,864	121,482,636	450,039	216,113,617	448,583,631
Less: Principal Paid	5,870,000	0	1,728,941	40,259,578	43,582,055	145,000	106,192,184	197,777,757
Interest Paid	7,945,519	0	887,358	9,142,036	15,079,062	26,300	23,069,445	56,149,719
Bondholder Adm Fee Paid	0	0	50,177	0	1,355,784	0	2,389,694	3,795,654
Premium Paid on:								
Matured Escrowed Investments	0	0	0	0	0	0	0	0
Bonds Retired Early	0	0	0	0	0	0	0	0
Refunds to Issuers	14,611	0	6,046	364,353	479,897	0	5,854,023	6,718,930
Bank Fees Paid	0	0	0	0	75	0	165	240
MBC Fees Paid	5,080		5,333	34,117	117,550	343	148,425	310,848
BTI Fees Paid	0	0	0	0	0	0	1,200	1,200
Miscellaneous	9	0	0	0	0	2	0	11
Total Disbursements	$ 13,835,218	$ 0	$ 2,677,855	$ 49,800,084	$ 60,614,423	$ 171,645	$137,655,136	$264,754,360
Ending Balance, June 30, 2023	$ 1,680,706	$ 54,803	$ 2,009,893	$ 40,478,780	$ 60,868,213	$ 278,395	$ 78,458,481	$183,829,272

STATEMENT OF 7250 DEBT SERVICE ACCOUNT

	Account Balance		Principal Outstanding	% Chg in $ Amount	Number of Issues
	June 30, 2023	June 30, 2024	June 30, 2024	2023-2024	
Colleges & Universities:	$ 1,680,706	$ 1,805,404	$ 130,405,000	-4.51%	3
County Issues:					
County Commission Revenue	2,009,893	2,151,863	36,099,521	-4.65%	18
County Commission General Obligation	54,804	57,734	0		0
County School General Obligation	40,478,781	45,159,515	464,207,737	+3.27%	19
	42,543,478	47,369,112	500,307,258		37
Municipal Issues:					
Municipal Revenue	78,458,480	81,925,874	1,049,115,309	-3.88%	575
Municipal General Obligation	278,395	255,375	630,000	-19.23%	1
	78,736,875	82,181,249	1,049,745,309		576
Public Service Districts:	60,868,210	66,425,183	976,476,654	+1.27%	576
Bank Commission Suspense Account	392	403			
Total Assets:	$ 183,829,661	$ 197,781,350	$ 2,656,934,221	-0.88%	1,192
Cash	$ 3,171,538	$ 3,981,458			
Escrowed Investments	0	0			
Pool Investments	180,658,123	193,799,893			
	$ 183,829,661	$ 197,781,350			
Percentage Change		+7.59%			

DEPOSITS FOR INVESTMENT

	STATE	LOCAL CURRENT EXPENSE	LOCAL CAP. OUTLAY & PERM. IMP.	7251 GRAND TOTAL
Beginning Balance July 1, 2023	$ 68	$ 11,878,091	$ 1,210	$ 11,879,369
Add: Remittance	0	10,062,797	0	10,062,797
Int. Earned Pool	0	830,994	39	831,033
Miscellaneous	0	0	0	0
Beginning Balance plus Receipts	68	22,771,882	1,249	22,773,199
Less: Refunds	0	8,074,172	0	8,074,172
Bank Fees Pd	0	260	0	260
Miscellaneous	8	1,826	0	1,834
Ending Balance June 30, 2024	$ 60	$ 14,695,624	$ 1,249	$ 14,696,933

SUMMARY OF INVESTMENTS OUTSTANDING AS OF JUNE 30, 2024

(All investments for 7251 are in the Board of Treasury Investment's Government Money Market Pool, and are carried at cost.)

Account	June 30, 2023	June 30, 2024
State Discretionary	$ 0	$ 0
Local Current Expense	11,872,211	14,695,204
Capitol Outlay/Permanent Impr.	717	756
Total Investments	11,872,928	14,695,960
Cash	6,441	972
Total	$ 11,879,369	$ 14,696,933

NEW BOND ISSUES TO BE ADMINISTERED BY THE MUNICIPAL BOND COMMISSION

July 1, 2023 - June 30, 2024

Issue Date	Issue Amount	Issue	Final Maturity
08/03/2023	$ 205,500	Anmoore 23-A Water Revenue	06/01/2063
09/21/2023	10,000,000	Berkeley County Sewer PSD 23 Bond Anticipation Note	10/01/2025
05/29/2024	20,865,157	Berkeley County PSD 24-A Water Revenue	03/01/2044
10/03/2023	666,400	Beverly 23-A Sewer Revenue	12/01/2054
08/02/2023	600,000	Branchland-Midkiff PSD 23-A Water Revenue	06/01/2063
08/24/2023	4,450,000	Brooke County PSD 23-A Sewer Revenue	03/01/2055
01/11/2024	840,500	Central Hampshire PSD 24-A Water Revenue	12/01/2063
09/15/2023	1,500,000	Clarksburg 23-A Sewer Revenue	10/01/2038
02/28/2024	1,344,000	Claywood Park PSD 24-A Sewer Revenue	12/01/2053
07/18/2023	200,000	Davis 23-A Water & Sewer Revenue	12/01/2044
05/22/2024	220,850	Davis 24-A Water & Sewer Revenue	03/01/2054
11/29/2023	738,150	Hinton 23-A Sewer Revenue	06/01/2055
12/21/2023	848,000	Kingwood 23 Water Bond Anticipation Note	12/21/2026
04/18/2024	650,000	Lincoln PSD 24-A Water Revenue	03/01/2064
12/14/2023	1,343,700	Logan County PSD Water 23-A Water Revenue	06/01/2055
03/28/2024	515,000	Midland PSD 24-A Water Revenue	03/01/2064
03/13/2024	7,523,150	Mineral Wells PSD 24-A Sewer Revenue	03/01/2054
05/09/2024	1,356,139	Mineral Wells PSD 24-A Water Revenue	03/01/2044
11/02/2023	2,811,000	Mountain Top PSD 23-A Water Revenue	09/01/2063
05/08/2024	1,408,000	Mt Hope 24-A Water Revenue	03/01/2044
05/29/2024	1,302,900	Paw Paw 24-B Sewer Revenue	03/01/2064
11/09/2023	7,411,801	Pea Ridge PSD 23-A Sewer Revenue	09/01/2055
11/09/2023	6,691,600	Pea Ridge PSD 23-D Sewer Revenue	09/01/2055
03/20/2024	1,100,000	Petersburg 24 Water Bond Anticipation Note	03/01/2026
11/29/2023	1,409,080	Pocahontas County PSD 23-A Sewer Revenue	09/01/2063
04/18/2024	2,999,379	Shady Spring PSD 24-A Sewer Revenue	03/01/2041
05/08/2024	3,522,850	South Charleston 24-A Sewer Revenue	03/01/2044
05/08/2024	1,140,000	Terra Alta 24-A Water Revenue	03/01/2064
06/04/2024	2,772,000	Triadelphia 24-A Water Revenue	06/01/2064
03/05/2024	20,000,000	Weirton 24-A Sewer Revenue	03/01/2044
06/26/2024	14,700,000	Weirton 24-A Water Revenue	03/01/2046
12/05/2023	60,850,000	Wood County Schools 23 General Obligation	06/01/2039
05/02/2024	2,166,390	Worthington 24-A Water Revenue	03/01/2054
	$ 184,151,546	33 New Bond Issues	

PAID OUT ISSUES ADMINISTRED BY THE MUNICIPAL BOND COMMISSION

July 1, 2023 - June 30, 2024

Issue Date	Issue Amount	Issue	Paid Out
02/26/2015	$ 97,650	Alderson 15-A Sewer Refunding Revenue	10/01/2023
08/16/2013	200,000	Alderson 13-A Water Revenue	09/01/2023
08/14/2003	252,922	Berkeley County Sewer PSD 03-A Revenue	12/01/2023
08/14/2003	330,862	Berkeley County Sewer PSD 03-B Revenue	12/01/2023
05/15/2003	2,430,000	Berkeley County PSD 03-C Water Revenue	10/01/2023
05/27/2020	300,000	Berkeley County PSD 20-B Water Revenue	12/01/2023
07/20/1994	1,543,981	Boone-Raleigh PSD 94-A Sewer Revenue, Called	12/13/2023
09/01/1998	3,635,000	Charleston 98 Civic Center Improvement Revenue	09/01/2023
04/08/2021	52,000	Cottageville PSD 21-A Water Refunding Revenue	10/01/2023
04/18/2019	400,000	Cowen PSD 19-A Water & Sewer Bond Anticipation Note, Called	11/20/2023
12/16/2020	1,310,000	Greenbrier County PSD #2 20-A Sewer Revenue	03/01/2024
07/27/2016	23,250,000	Greenbrier County Schools16 Refunding GO	05/01/2024
04/08/2016	2,816,000	Huntington 16-A Sewer Refunding Revenue	11/01/2023
03/04/2003	4,000,000	Parkersburg 03-A Water & Sewer Revenue	06/01/2024
03/04/2003	3,250,000	Parkersburg 03-B Water & Sewer Revenue	10/01/2023
11/18/2021	151,130	Paw Paw 21-A Sewer Revenue, Called	05/30/2024
08/19/2003	100,000	Pea Ridge PSD 03-B Sewer Revenue	10/01/2023
06/13/2003	1,300,541	Shepherdstown 03-B Water Revenue	06/01/2024
09/05/2003	4,567,360	South Charleston 03-A Sewer Revenue, Called	12/01/2023
	$ 49,889,796	19 Paid Out Issues	

PAYING AGENT BANKS - PUBLIC BONDHOLDERS

CODE	BANK NAME AND ADDRESS
BANK NY MELLON	Bank of New York, 385 Rifle Camp Road, 3rd Floor, Corporate Trust, Woodland Park, NJ 07424
CITY NB	City National Bank, One Park Avenue, Beckley, WV 25801
CLEAR MTN	Clear Mountain Bank, 102 Venture Drive, Morgantown, WV 26508
CVB	Capon Valley Bank, PO Box 119, 2 West Main Street, Wardensville, WV 26851
DTC	Depository Trust Company, 140 58th Street, Brooklyn, NY 11220
FARMERS	Farmers National Bank, 20 South Broad Street, Canfield, OH 44406
FNBRB	1st Neighborhood Bk c/o Pacific Coast Bankers' Bk, 4416 Emerson Avenue, Parkersburg, WV 26104
FUB	First United Bank & Trust, 12892 Garrett Highway, Oakland, MD 21550
HUNT OH	Huntington National Bank, 525 Vine Street, Cincinnati, OH 45202
GCB	The Grant County Bank, PO Box 929, 3 North Main Street, Petersburg, WV 26847
JPMC	JP Morgan Chase, 370 South Cleveland Ave, Floor 2, Westerville, OH 43081
JPMC-CHIC	JP Morgan Chase, Commercial Bank Servicing, 10 South Dearburn, Floor L2, Chicago IL 60603
JSB	Jefferson Security Bank, 7994 Martinsburg Pike, Shepherdstown, WV 25443
KEY BK	Key Bank, 1000 South McCaslin Blvd, Superior, CO 80027
MCNB	MCNB Bank & Trust, 75 Wyoming Street, Welch, WV 24801
MVB	MVB Bank, Inc, 300 Virginia Ave, Fairmont, WV 26554
NBB	National Bank of Blacksburg, 100 South Main Street, Blacksburg, VA 24060
OVB	Ohio Valley Bank Comp, 420 3rd Avenue, Gallipolis, OH 45631
PCB	Pendleton Community Bank, 128 N Main Street, Franklin, WV 26807
ROM	Bank of Romney, 95 East Main Street, Romney, WV 26757
SUMMIT CM B	Summit Community Bank, Commercial Lending, 310 North Main St, Moorefield, WV 26836
SUNFLOWER	Sunflower Bank, 3025 Cortland Circle, Salina, KS 67401
TRUIST GOV	Truist Bank Governmental Finance, 223 W Nash Street, Wilson, NC 27893
UB-PARKERSBURG	United Bank, Corporate Trust Dept, PO Box 393, Charleston, WV 25322
VRA	Wells Fargo (Virginia Resources Authority), 1021 East Cary Street, Richmond, VA 23219
WESBK-WHEEL	WesBanco Bank, Inc, Trust Wires/12100756, 1 Bank Plaza, Wheeling, WV 26003

PAYING AGENT BANKS - GOVERNMENTAL BONDHOLDERS

CODE	PAYING AGENT	BANK NAME AND ADDRESS	AGENCY
BNY	Bank of New York	Bank of NY, 385 Rifle Camp Rd, 3rd Floor, Corp Trust, Woodland Park, NJ 07424	WDA
BPH	BPH	Bureau of Public Health, Internal Govermental Transfer	BPH
DEP	DEP	Department of Environmental Protection, Internal Govermental Transfer	DEP
TRUIST/WDA	Truist Bank	Truist Bank, 300 Summers Street, Charleston, WV 25301	WDA
UNB	United Bank	United Bank, Corporate Trust Dept, PO Box 393, Charleston, WV 25322	IJDC

GOVERNMENTAL AGENCIES

CODE	NAME	ADDRESS	TELEPHONE
BPH	Bureau of Public Health	601 57th Street SE, Charleston, WV 25304	304-926-0499
DEP	Depart of Environmental Protection	601 57th Street SE, Charleston, WV 25304	304-926-0499
IJDC	Infrastructure Job Develop Council	c/o WDA 1009 Bullitt Street, Charleston, WV 25301	304-414-6500
WDA	Water Development Authority	1009 Bullitt Street, Charleston, WV 25301	304-414-6500

BOND COUNSELS

Code	Name	Address	Telephone
BR	Bowles Rice, LLP	600 Quarrier Street, Suite 2121, Charleston, WV 25301	304-347-1100
D&S	Dinsmore & Shohl	707 Virginia Street E, Suite 1300, Charleston, WV 25301	304-357-0900
HS	Hoy Shingleton, Jr.	115 Aikens Ctr, Suite 24, Martinsburg, WV 25404	304-262-4773
G&G	Goodwin & Goodwin	300 Summers St, Suite 1500, Charleston, WV 25301	304-346-7000
LFG	Lewis & Glasser	300 Summers St, Suite 700, Charleston, WV 25301	304-345-2000
JK	Jackson Kelly	500 Lee Street E, Suite 1600, Charleston, WV 25301	304-340-1000
JTP	John T Poffenbarger	1578 Kanawha Blvd, Apt 4D, Charleston, WV 25311	304-762-5925
S&J	Steptoe & Johnson	Chase Tower, 17th Floor, 707 Virginia St E, Charleston, WV 25301	304-353-8000
STB	Spilman, Thomas & Battle	300 Kanawha Blvd E., PO Box 273, Charleston, WV 25301	304-340-3800
WLO	White Law Office	600 Kanawha Blvd. E, Suite 201, Charleston, WV 25301	304-720-1400

ACTIVE BOND ACCOUNTS

The following is a listing of all the active bond accounts maintained by the Commission, as of the report date. Discretionary accounts and Sinking Fund Accounts for paid out issues are not included. All bond issues paid by the Commission, whether as the paying agent, or through a paying agent, are listed. All reserve accounts for issues paid by others are also included.

ACCOUNT NAME -- The name includes the issuer, year, type of issue, and whether the issue is a revenue (REV) or general obligation (GO) issue. All GOs are labeled as such. Additional accounts include Reserve (RES), Depreciation (DEP) or Repair & Replacement (R&R) accounts. On GO issues over $5 million, tax collections surplus after annual debt service are transferred to a Surplus Collection (SUR COL) account. Any Reserve accounts labeled (R)* are restricted reserves that the funds have future obligations.

ISSUE DATE -- The date of issue is shown in this column.

INTEREST RATE -- This column shows the interest rate, or range of rates, at which this bond was issued. It reflects the actual coupon rate. It is always listed from lowest to highest regardless of the order. Some rates may have matured, and no longer be outstanding.

ORIGINAL ISSUE -- This column indicates the amount of the original issue.

OUTSTANDING -- This column indicates the principal outstanding as of the report date.

ACCOUNT BALANCE -- This column indicates the account balance as of the report date.

LAST DEBT -- This column gives the final maturity year for the bond issue.

PAYING AGENT -- The Commission pays all funds for the debt service to these banks. Due to numerous bank mergers and name changes, the bank shown in this column may not agree with the bank named on the original bond (see Paying Agent address page).

If a reserve is covered through a Guaranteed Policy rather than funded with cash, then either “LOC” for Letter of Credit or “SB” for Surety Bond will be listed.

COUNSEL-LEGAL OPINIONS -- The Commission does not have legal opinions for these issues. If a legal opinion is needed, it can be obtained from the bond counsel for the issue (see Bond Counsel address page).

If a reserve is covered through a Guaranteed Policy rather than funded with cash, then the final maturity date of the Guaranteed Policy will be listed.

DISCLAIMER
While every attempt has been made to verify the accuracy of this data, no guarantee of accuracy should be assumed.

ACCOUNT NAME	ISSUE DATE	INTEREST	ORIGINAL ISSUANCE	6/30/2024 OUSTANDING	6/30/2024 ACCT BALANCE	LAST DEBT	PAYING AGENT	BOND COUNSEL
Adrian PSD 00-A Water Reserve	10/06/00				101,894.20			
Adrian PSD 04-A Water Reserve	02/18/04				67,879.63			
Adrian PSD 08-A Water Reserve	10/23/08				99,909.45			
Adrian PSD 08-B Water Revenue	10/23/08	0.000 - 0.000	500,000	316,992	2,485.18	09/48	UNB	JK
Adrian PSD 08-B Water Reserve	10/23/08				13,940.32			
Adrian PSD 15-A Water Revenue	12/17/15	0.000 - 0.000	3,517,184	2,896,489	9,874.43	12/55	UNB	S&J
Adrian PSD 15-A Water Reserve	12/17/15				98,064.22			
Adrian PSD 17-A Water Reserve	05/26/17				23,300.87			
Adrian PSD 22-A Water Reserve	11/02/22				0.00			
Adrian PSD 22-B Water Reserve	11/02/22				0.00			
Adrian PSD 88 (Series 89) Water Reserve	07/21/88				59,906.36			
Adrian PSD 96-A Water Reserve	09/11/96				36,774.90			
Adrian PSD 96-B Water Reserve	09/11/96				48,087.48			
Albright 21-A Sewer Revenue	12/16/21	0.250 - 0.250	400,000	383,200	1,413.90	12/51	DEP	S&J
Albright 21-A Sewer Reserve	12/16/21				1,987.14			
Albright 09-A Water Revenue	05/21/09	0.000 - 0.000	324,394	192,211	1,914.42	03/45	UNB	S&J
Albright 09-A Water Reserve	05/21/09				10,704.08			
Alderson 15-B Sewer Refunding Revenue	02/26/15	3.500 - 3.500	334,300	49,356	3,629.60	10/25	OVB	S&J
Alderson 15-B Sewer Refunding Reserve	02/26/15				34,325.05			
Alderson 16-A Sewer Revenue	08/25/16	0.500 - 0.500	3,040,376	1,081,346	33,795.96	12/27	UNB	S&J
Alderson 16-A Sewer Reserve	08/25/16				339,495.45			
Alderson 16-B Sewer Revenue	08/25/16	0.500 - 0.500	476,891	393,492	4,321.65	06/52	UNB	S&J
Alderson 16-B Sewer Reserve	08/25/16				17,446.15			
Alderson 86-B Sewer Revenue	08/18/86	0.000 - 0.000	90,762	4,654	1,938.24	10/25	BNY	S&J
Alderson 86-B Sewer Reserve	08/18/86				2,675.28			
Alpine Lake 08-A Sewer Reserve	01/10/08				191,095.70			
Alpine Lake 06-A Water Reserve	08/10/06				94,493.93			
Alpine Lake 06-B Water Reserve	08/10/06				50,753.93			
Anmoore 23-A Water Revenue	08/03/23	0.500 - 0.500	205,500	120,416	667.58	06/63	BPH	S&J

ACCOUNT NAME	ISSUE DATE	INTEREST	ORIGINAL ISSUANCE	6/30/2024 OUSTANDING	6/30/2024 ACCT BALANCE	LAST DEBT	PAYING AGENT	BOND COUNSEL
Anmoore 23-A Water Reserve	08/03/23				193.43			
Ansted 00 Sewer Revenue	12/11/00	0.000 - 0.000	580,645	149,978	4,253.36	03/32	DEP	S&J
Ansted 00 Sewer Reserve	12/11/00				22,302.89			
Ansted 22-A Sewer Revenue	02/08/22	0.750 - 0.750	3,767,074	3,122,025	17,030.57	12/51	DEP	S&J
Ansted 22-A Sewer Reserve	02/08/22				12,586.75			
Armstrong PSD 02-A Sewer Revenue	12/01/02	4.000 - 5.600	785,000	55,000	58,195.26	04/25	DTC	S&J
Armstrong PSD (Deepwater) 94-A Sewer Revenue	11/15/94	6.750 - 6.750	429,000	224,518	21,422.73	10/33	BNY	JK
Armstrong PSD (Deepwater) 94-A Sewer Reserve	11/15/94				31,598.00			
Armstrong PSD 01-A Water Reserve	12/13/01				31,119.25			
Armstrong PSD 11-A Water Reserve	03/28/11				36,776.87			
Athens 04-A Water & Sewer Revenue	05/26/04	0.000 - 0.000	303,000	155,435	3,184.64	03/44	UNB	S&J
Athens 04-A Water & Sewer Reserve	05/26/04				11,757.62			
Athens 04-B Water & Sewer Revenue	05/26/04	0.000 - 0.000	2,262,000	848,250	32,949.37	09/35	DEP	S&J
Athens 04-B Water & Sewer Reserve	05/26/04				86,959.93			
Athens 20-A Water & Sewer Revenue	09/02/20	1.750 - 1.750	628,121	583,245	2,785.62	09/51	DEP	WLO
Athens 20-A Water & Sewer Reserve	09/02/20				29,395.16			
Barboursville 22-A Sewer Revenue	09/22/22	2.750 - 2.750	2,626,060	2,626,060	0.00	09/42	DEP	S&J
Barboursville 22-A Sewer Reserve	09/22/22				0.00			
Barrackville 10-A Sewer Revenue	12/22/10	0.000 - 0.000	3,329,658	2,729,658	5,323.80	12/50	UNB	S&J
Barrackville 10-A Sewer Reserve	12/22/10				54,664.51			
Barrackville 10-B Sewer Revenue	12/22/10	0.000 - 0.000	2,500,000	1,922,123	6,780.99	06/42	DEP	S&J
Barrackville 10-B Sewer Reserve (R)*	12/22/10				64,401.33			
Barrackville 85-A Sewer Revenue	12/09/85	9.750 - 9.750	618,894	108,233	51,696.57	10/25	BNY	S&J
Barrackville 85-A Sewer Reserve (R)*	12/09/85				67,784.45			
Barrackville 85-B Sewer Revenue	12/09/85	0.000 - 0.000	308,106	16,216	13,653.24	10/25	BNY	S&J
Barrackville 85-B Sewer Reserve (R)*	12/09/85				14,221.18			
Barrackville 87-A Sewer Revenue	11/06/87	8.380 - 8.380	100,379	22,593	7,226.00	10/26	BNY	S&J
Barrackville 87-A Sewer Reserve (R)*	11/06/87				9,628.68			
Barrackville 87-B Sewer Revenue	11/06/87	0.000 - 0.000	24,621	1,944	659.13	10/26	BNY	S&J

ACCOUNT NAME	ISSUE DATE	INTEREST	ORIGINAL ISSUANCE	6/30/2024 OUSTANDING	6/30/2024 ACCT BALANCE	LAST DEBT	PAYING AGENT	BOND COUNSEL
Barrackville 87-B Sewer Reserve (R)*	11/06/87				1,083.63			
Bath 02-A Water Revenue	12/09/02	0.000 - 0.000	1,150,000	354,571	14,537.81	09/33	BPH	JK
Bath 02-A Water Reserve	12/09/02				41,953.23			
Bath 06-A Water Revenue	08/29/06	0.000 - 0.000	1,250,000	541,644	9,738.78	06/37	BPH	JK
Bath 06-A Water Reserve	08/29/06				42,791.04			
Bath 06-B Water Revenue	08/29/06	0.000 - 0.000	1,237,000	711,475	6,397.80	06/46	UNB	JK
Bath 06-B Water Reserve	08/29/06				33,211.16			
Bath 08-A Water Refunding Revenue	11/05/08	4.290 - 4.290	1,091,000	23,575	21,222.10	09/24	Truist Govrn	S&J
Bath 08-A Water Refunding Reserve	11/05/08				104,452.87			
Bath 09-A Water Revenue	10/29/09	0.000 - 0.000	2,193,910	1,224,911	7,942.21	03/41	BPH	S&J
Bath 09-A Water Reserve	10/29/09				80,041.60			
Bath 14-A Water Revenue	11/20/14	1.000 - 1.000	1,000,000	816,833	3,396.56	09/54	UNB	S&J
Bath 14-A Water Reserve	11/20/14				32,868.32			
Beckley 04-A Sewer Revenue	09/28/04	2.000 - 2.000	9,039,000	1,074,609	154,853.66	06/26	DEP	VLF
Beckley 04-A Sewer Reserve	09/28/04				564,182.80			
Beckley 09-A Sewer Revenue	09/18/09	2.000 - 2.000	679,316	223,770	11,637.59	03/30	DEP	JK
Beckley 09-A Sewer Reserve	09/18/09				42,400.87			
Beckley 09-C Sewer Revenue	09/18/09	0.000 - 0.000	1,035,783	674,901	6,195.71	09/49	DEP	JK
Beckley 09-C Sewer Reserve	09/18/09				29,917.61			
Beckley 15-A Sewer Revenue	10/22/15	0.500 - 0.500	3,740,214	2,863,467	16,704.30	06/46	DEP	S&J
Beckley 15-A Sewer Reserve	10/22/15				149,979.18			
Beckley 17 Sewer Refunding Revenue	06/22/17	2.750 - 3.350	15,450,000	10,535,000	373,693.20	06/33	SUNFLOWER	D&S
Beckley 17 Sewer Refunding Reserve	06/22/17				513,394.29			
Beckley 20-A Stormwater Revenue	02/01/21	1.950 - 1.950	1,212,000	825,259	12,173.55	01/31	CITY NB	S&J
Belington 04-A Water & Sewer Reserve	07/15/04				19,739.02			
Belington 04-B Water & Sewer Reserve	07/15/04				76,399.73			
Belington 04-C Water & Sewer Revenue	07/15/04	0.000 - 0.000	1,000,000	519,480	3,175.63	06/44	UNB	S&J
Belington 04-C Water & Sewer Reserve	07/15/04				26,785.82			
Belington 12-A Water & Sewer Revenue	09/20/12	0.000 - 0.000	1,243,485	910,688	3,536.15	09/52	UNB	S&J

ACCOUNT NAME	ISSUE DATE	INTEREST	ORIGINAL ISSUANCE	6/30/2024 OUSTANDING	6/30/2024 ACCT BALANCE	LAST DEBT	PAYING AGENT	BOND COUNSEL
Belington 12-A Water & Sewer Reserve	09/20/12				35,073.34			
Belington 12-B Water & Sewer Reserve	09/20/12				68,984.51			
Belington 12-C Water & Sewer Reserve	09/20/12				53,795.30			
Belington 13-A Water & Sewer Revenue	11/13/13	1.000 - 1.000	636,906	501,188	4,888.18	09/51	UNB	S&J
Belington 13-A Water & Sewer Reserve	11/13/13				22,911.72			
Belington 97-A Water & Sewer Revenue	03/03/97	6.250 - 6.250	475,000	271,713	18,112.26	10/35	BNY	S&J
Belington 97-A Water & Sewer Reserve	03/03/97				33,735.32			
Belle 08-A Sewer Revenue	11/20/08	0.000 - 0.000	1,945,100	1,004,958	7,569.81	12/39	DEP	S&J
Belle 08-A Sewer Reserve	11/20/08				74,644.00			
Belle 09-A Sewer Revenue	09/25/09	0.000 - 0.000	275,396	151,466	2,061.35	12/40	DEP	S&J
Belle 09-A Sewer Reserve	09/25/09				10,575.03			
Belle 17-A Sewer Revenue	07/11/17	0.250 - 0.250	4,045,000	3,490,696	12,035.29	06/57	DEP	S&J
Belle 17-A Sewer Reserve	07/11/17				66,434.97			
Belmont 04-A Sewer Revenue	08/19/04	0.000 - 0.000	1,219,978	477,825	31,500.63	03/36	DEP	S&J
Belmont 04-A Sewer Reserve	08/19/04				52,762.91			
Belmont 97-A Water Revenue	12/15/97	6.250 - 6.250	1,302,490	748,960	60,957.22	10/35	BNY	S&J
Belmont 97-A Water Reserve	12/15/97				92,987.67			
Benwood 11-A Water Revenue	03/17/11	0.000 - 0.000	1,548,512	1,068,512	4,423.49	03/51	UNB	S&J
Benwood 11-A Water Reserve	03/17/11				45,989.43			
Benwood 00-A Sewer Revenue	12/20/00	0.000 - 0.000	318,300	82,212	3,386.18	03/32	DEP	S&J
Benwood 00-A Sewer Reserve	12/20/00				12,087.64			
Benwood 00-B Sewer Revenue	12/20/00	0.000 - 0.000	245,600	104,544	1,890.71	12/40	UNB	S&J
Benwood 00-B Sewer Reserve	12/20/00				7,222.04			
Benwood 17-A Sewer Revenue	07/11/17	0.250 - 0.250	2,404,539	2,062,280	8,414.01	06/57	DEP	S&J
Benwood 17-A Sewer Reserve	07/11/17				41,081.00			
Benwood 23-A Sewer Revenue	05/02/23	0.250 - 0.250	684,900	609,946	1,622.22	03/63	DEP	S&J
Benwood 23-A Sewer Reserve	05/02/23				154.59			
Berkeley County Schools 20 Ref GO	02/05/20	2.000 - 5.000	22,115,000	3,970,000	1,905,781.06	05/25	DTC	S&J
Berkeley County Schools 20 Ref Sur Col	02/05/20				893,081.63			

ACCOUNT NAME	ISSUE DATE	INTEREST	ORIGINAL ISSUANCE	6/30/2024 OUSTANDING	6/30/2024 ACCT BALANCE	LAST DEBT	PAYING AGENT	BOND COUNSEL
Berkeley County Schools 20 Ref Spec Sur	02/05/20				1,266,011.74			
Berkeley County Schools 23 GO	05/18/23	3.000 - 4.000	124,940,000	120,150,000	1,371,611.82	06/38	DTC	BR
Berkeley County Schools 23 GO Surplus Collections	02/05/20				1,368,554.25			
Berkeley County Sewer PSD 00-A Revenue	05/25/00	0.000 - 0.000	937,500	195,300	4,089.21	09/30	DEP	S&J
Berkeley County Sewer PSD 00-A Reserve	05/25/00				36,132.09			
Berkeley County Sewer PSD 01-B Revenue	08/07/01	0.000 - 0.000	2,909,850	727,440	15,535.80	12/31	DEP	S&J
Berkeley County Sewer PSD 01-B Reserve	08/07/01				0.00		SB	12/01/2031
Berkeley County Sewer PSD 02-A Revenue	05/09/02	0.000 - 0.000	750,000	206,250	3,248.21	09/32	DEP	S&J
Berkeley County Sewer PSD 02-A Reserve	05/09/02				28,837.19			
Berkeley County Sewer PSD 02-B Revenue	07/11/02	0.000 - 0.000	456,548	125,532	1,999.08	09/32	DEP	S&J
Berkeley County Sewer PSD 02-B Reserve	07/11/02				17,899.47			
Berkeley County Sewer PSD 02-C Revenue	08/28/02	0.000 - 0.000	30,500,000	10,166,648	143,513.31	03/34	DEP	S&J
Berkeley County Sewer PSD 02-C Reserve	08/28/02				0.00		SB	03/01/2034
Berkeley County Sewer PSD 02-D Revenue	08/28/02	5.800 - 5.800	4,965,465	3,427,234	186,143.60	10/39	BNY	S&J
Berkeley County Sewer PSD 02-D Reserve	08/28/02				0.00		SB	10/01/2039
Berkeley County Sewer PSD 02-E Revenue	08/28/02	5.800 - 5.800	560,822	408,239	19,743.96	10/41	Truist/WDA	S&J
Berkeley County Sewer PSD 02-E Reserve	08/28/02				40,024.25			
Berkeley County Sewer PSD 04-A Revenue	11/30/04	0.000 - 0.000	1,999,600	883,881	7,080.85	09/39	UNB	S&J
Berkeley County Sewer PSD 04-A Reserve	11/30/04				0.00		SB	09/01/2039
Berkeley County Sewer PSD 09-A Revenue	07/31/09	4.000 - 5.300	2,695,000	955,000	92,458.68	03/29	DTC	S&J
Berkeley County Sewer PSD 09-A Reserve	07/31/09				243,094.36			
Berkeley County Sewer PSD 09-B Revenue	07/31/09	0.000 - 0.000	1,000,000	322,743	13,267.73	09/29	UNB	S&J
Berkeley County Sewer PSD 09-B Reserve	07/31/09				0.00		SB	09/01/2029
Berkeley County Sewer PSD 13-C Refunding Revenue	12/19/13	2.000 - 3.500	2,880,000	560,000	275,146.10	10/25	DTC	S&J
Berkeley County Sewer PSD 13-C Refunding Reserve	12/19/13				310,363.10			
Berkeley County Sewer PSD 13-D Revenue	12/20/13	0.000 - 0.000	1,116,602	544,324	6,093.44	03/34	UNB	S&J
Berkeley County Sewer PSD 13-D Reserve	12/20/13				0.00		SB	03/01/2034
Berkeley County Sewer PSD 15-A Revenue	02/12/15	0.000 - 0.000	26,435,450	21,358,420	82,995.55	12/54	DEP	S&J
Berkeley County Sewer PSD 15-A Reserve	02/15/15				0.00		SB	12/01/2054

ACCOUNT NAME	ISSUE DATE	INTEREST	ORIGINAL ISSUANCE	6/30/2024 OUSTANDING	6/30/2024 ACCT BALANCE	LAST DEBT	PAYING AGENT	BOND COUNSEL
Berkeley County Sewer PSD 15-B Revenue	02/12/15	1.000 - 1.000	10,623,472	8,881,401	36,679.55	12/54	UNB	S&J
Berkeley County Sewer PSD 15-B Reserve	02/12/15				0.00		SB	12/01/2054
Berkeley County Sewer PSD 15-C Revenue	02/12/15	1.000 - 4.500	16,970,000	16,225,000	177,997.82	10/35	DTC	S&J
Berkeley County Sewer PSD 15-C Reserve	02/12/15				0.00		SB	10/01/2035
Berkeley County Sewer PSD 16-A Revenue	02/24/16	0.000 - 0.000	163,871	98,305	1,296.47	06/36	UNB	S&J
Berkeley County Sewer PSD 16-A Reserve	02/24/16				7,278.10			
Berkeley County Sewer PSD 16-B Revenue	04/21/16	1.450 - 5.000	29,300,000	25,710,000	247,642.67	06/46	DTC	S&J
Berkeley County Sewer PSD 16-B Reserve	04/21/16				0.00		SB	06/01/2045
Berkeley County Sewer PSD 17-A Revenue	06/30/17	0.000 - 0.000	1,100,000	779,797	5,437.09	06/40	UNB	S&J
Berkeley County Sewer PSD 17-A Reserve	06/30/17				62,952.52			
Berkeley County Sewer PSD 17-B Refunding Revenue	11/01/17	2.300 - 2.300	8,587,000	3,217,500	972,638.22	10/26	Truist Govrn	S&J
Berkeley County Sewer PSD 17-B Refunding Reserve	11/01/17				0.00		SB	10/01/2026
Berkeley County PSD 20-A Sewer Revenue	05/28/20	2.750 - 2.750	1,396,874	1,216,998	19,789.04	03/40	DEP	S&J
Berkeley County PSD 20-A Sewer Reserve	05/28/20				31,598.16			
Berkeley County Sewer PSD 22 BAN	08/04/22	2.820 - 2.820	10,000,000	10,000,000	124,650.81	08/25	JPMC-Chic	S&J
Berkeley County Sewer PSD 23 BAN	09/21/23	4.890 - 4.890	10,000,000	10,000,000	126,485.61	10/25	JPMC-Chic	S&J
Berkeley County Sewer PSD 86-B Revenue	03/07/86	0.000 - 0.000	1,638,194	86,221	44,604.39	10/25	BNY	S&J
Berkeley County Sewer PSD 86-B Reserve	03/07/86				0.00		SB	10/01/2025
Berkeley County Sewer PSD 90-A Revenue	05/03/90	7.850 - 7.850	828,629	318,812	50,447.18	10/29	BNY	S&J
Berkeley County Sewer PSD 90-A Reserve	05/03/90				0.00		SB	10/01/2029
Berkeley County Sewer PSD 90-B Revenue	05/03/90	0.000 - 0.000	38,669	5,949	1,534.00	10/29	BNY	S&J
Berkeley County Sewer PSD 90-B Reserve	05/03/90				1,300.98			
Berkeley County Sewer PSD 94-A Revenue	10/05/94	6.750 - 6.750	494,288	258,686	24,667.09	10/33	BNY	S&J
Berkeley County Sewer PSD 94-A Reserve	10/05/94				39,233.66			
Berkeley County Sewer PSD 99-A Revenue	10/28/99	0.000 - 0.000	30,707,296	7,147,386	145,253.81	03/31	DEP	S&J
Berkeley County Sewer PSD 99-A Reserve	10/28/99				0.00		SB	03/01/2031
Berkeley County PSD 01-A Water Revenue	10/25/01	5.800 - 5.800	2,010,000	1,353,334	64,273.07	10/39	BNY	S&J
Berkeley County PSD 01-A Water Reserve	10/25/01				0.00		SB	10/01/2039
Berkeley County PSD 12-A Water Revenue	12/20/12	1.000 - 2.375	7,425,000	730,000	780,765.58	12/24	DTC	S&J

ACCOUNT NAME	ISSUE DATE	INTEREST	ORIGINAL ISSUANCE	6/30/2024 OUSTANDING	6/30/2024 ACCT BALANCE	LAST DEBT	PAYING AGENT	BOND COUNSEL
Berkeley County PSD 12-B Water Revenue	12/20/12	1.000 - 3.250	7,800,000	6,840,000	240,927.07	12/32	DTC	S&J
Berkeley County PSD 12-B Water Reserve	12/20/12				745,593.68			
Berkeley County PSD 13-A Water Refunding Revenue	12/30/13	2.000 - 4.500	9,900,000	7,375,000	421,320.71	12/33	DTC	S&J
Berkeley County PSD 13-A Water Refunding Reserve	12/30/13				0.00		SB	12/01/2033
Berkeley County PSD 15-A Water Refunding Revenue	02/26/15	2.000 - 3.250	9,575,000	8,055,000	322,173.17	12/36	DTC	S&J
Berkeley County PSD 15-A Water Refunding Reserve	02/26/15				0.00		SB	12/01/2036
Berkeley County PSD 15-C Water Refunding Revenue	10/01/15	0.600 - 3.700	9,910,000	9,630,000	58,498.76	12/37	DTC	S&J
Berkeley County PSD 15-C Water Refunding Reserve	10/01/15				0.00		SB	12/01/2037
Berkeley County PSD 15-D Water Refunding Revenue	10/01/15	2.000 - 3.000	2,150,000	1,430,000	515,920.96	12/25	DTC	S&J
Berkeley County PSD 15-D Water Refunding Reserve	10/01/15				0.00		SB	12/01/2025
Berkeley County PSD 15-E Water Refunding Revenue	12/01/15	2.000 - 3.000	5,460,000	2,715,000	231,879.60	12/28	DTC	S&J
Berkeley County PSD 15-E Water Refunding Reserve	12/01/15				0.00		SB	12/01/2028
Berkeley County PSD 16-A Water Revenue	07/20/16	3.000 - 3.000	5,213,278	4,169,108	33,737.84	06/39	UNB	S&J
Berkeley County PSD 16-A Water Reserve	07/20/16				333,916.30			
Berkeley County PSD 20-A Water Revenue	05/27/20	3.000 - 3.125	9,950,000	9,900,000	90,707.19	12/44	DTC	S&J
Berkeley County PSD 20-A Water Reserve	05/27/20				0.00		SB	12/01/2044
Berkeley County PSD 20-A Water BAN	12/17/20	1.260 - 1.260	10,000,000	10,000,000	13,748.52	12/24	Truist Govrn	S&J
Berkeley County PSD 23-A Water Revenue	05/25/23	2.500 - 2.500	3,065,333	2,391,465	0.00	09/44	BPH	S&J
Berkeley County PSD 23-A Water Reserve	05/25/23				196,995.56			
Berkeley County PSD 24-A Water Revenue	05/29/24	0.000 - 0.000	20,865,157	1,068,312	0.00	09/44	BPH	S&J
Berkeley County PSD 24-A Water Reserve	05/29/24				1,412,358.15			
Berkeley County (Hedgesvile 93-B) PSD 93-C Water Revenue	03/08/93	0.000 - 0.000	17,629	3,616	3,860.93	10/31	BNY	BR
Berkeley County (Opequon 93) PSD 93-D Water Revenue	07/29/93	6.750 - 6.750	10,257,957	5,337,756	429,139.24	04/33	BNY	BR
Berkeley County (Opequon 93) PSD 93-D W Reserve *	07/29/93				111,030.23		SB	04/01/2033
Berkeley County (Hedgesvile 93-A) PSD 93-B Water Revenue	03/08/93	7.750 - 7.750	528,871	251,477	25,392.78	10/31	BNY	BR
Berkeley County (Hedgesvile 93A) PSD 93B W Reserve	03/08/93				43,739.48			
Berkeley County (Hedgesvile 96) PSD 96 Water Revenue	08/06/96	6.250 - 6.250	677,158	386,330	25,771.18	10/35	BNY	BR
Berkeley County (Hedgesvile 96) PSD 96 W Reserve	08/06/96				0.00		SB	10/01/2035
Bethany 05-A Sewer Revenue	02/22/05	3.000 - 3.000	1,250,000	161,194	8,204.55	06/26	UNB	S&J

ACCOUNT NAME	ISSUE DATE	INTEREST	ORIGINAL ISSUANCE	6/30/2024 OUSTANDING	6/30/2024 ACCT BALANCE	LAST DEBT	PAYING AGENT	BOND COUNSEL
Bethany 05-A Sewer Reserve	02/22/05				90,874.16			
Bethany 09-A Sewer Reserve	06/19/09				27,784.75			
Beverly 01-A Sewer Revenue	09/11/01	0.000 - 0.000	300,000	77,500	1,277.80	03/32	DEP	S&J
Beverly 01-A Sewer Reserve	09/11/01				11,548.52			
Beverly 23-A Sewer Revenue	10/03/23	2.000 - 2.000	666,400	628,815	0.00	12/54	UNB	S&J
Beverly 23-A Sewer Reserve	10/03/23				0.00			
Beverly 97-A Sewer Revenue	08/28/97	0.000 - 0.000	248,258	82,226	7,521.87	06/37	UNB	S&J
Beverly 97-A Sewer Reserve	08/28/97				7,305.04			
Beverly 12-A Water Revenue	08/29/12	0.000 - 0.000	3,800,000	2,501,653	15,757.81	03/44	BPH	S&J
Beverly 12-A Water Reserve	08/29/12				133,366.68			
Big Bend PSD 98 Sewer Revenue	05/13/98	0.000 - 0.000	208,920	73,189	597.51	03/38	UNB	JTP
Big Bend PSD 98 Sewer Reserve	05/13/98				6,150.38			
Big Bend PSD 13-A Water Reserve	06/17/13				19,100.26			
Bingamon PSD 05-A Water Reserve	08/24/05				23,059.00			
Birch River PSD 09-A Water Reserve	10/19/09				33,875.74			
Birch River PSD 14-A Water Reserve	12/22/14				8,905.91			
Bluefield 13-A Sewer Revenue	06/27/13	0.500 - 0.500	1,358,924	928,386	6,243.88	06/44	DEP	S&J
Bluefield 13-A Sewer Reserve	06/27/13				50,109.40			
Bluefield 20-A Sewer Revenue	06/05/20	2.750 - 2.750	3,066,273	2,807,675	25,273.55	06/40	DEP	S&J
Bluefield 20-A Sewer Reserve	06/05/20				41,959.67			
Bluefield 20-B Sewer Revenue	06/04/20	0.950 - 0.950	10,744,775	9,738,210	250,477.82	12/41	VRA	S&J
Bluefield 20-B Sewer Reserve	06/04/20				134,984.07			
Bluewell PSD 00 Water Revenue	08/29/00	0.000 - 0.000	1,275,000	308,125	10,133.98	09/31	BPH	S&J
Bluewell PSD 00 Water Reserve	08/29/00				46,392.42			
Bluewell PSD 04 Water Reserve	06/30/04				66,972.21			
Bluewell PSD 05-A Water Reserve	04/13/05				19,659.98			
Bluewell PSD 05-B Water Reserve	04/13/05				665.37			
Bluewell PSD 19-A Water Reserve	07/18/19				11,282.86			
Boone County (Danville) PSD 93-A Sewer Revenue	07/30/93	6.750 - 6.750	4,384,319	2,281,392	200,904.43	04/33	BNY	S&J

ACCOUNT NAME	ISSUE DATE	INTEREST	ORIGINAL ISSUANCE	6/30/2024 OUSTANDING	6/30/2024 ACCT BALANCE	LAST DEBT	PAYING AGENT	BOND COUNSEL
Boone County (Danville) PSD 93-A Sewer Reserve	07/30/93				329,776.24			
Boone County PSD 08-A Sewer Revenue	04/16/08	0.000 - 0.000	1,200,000	740,240	5,538.90	03/48	UNB	S&J
Boone County PSD 08-A Sewer Reserve	04/16/08				33,980.58			
Boone County PSD 00-A Water Revenue	04/26/00	0.000 - 0.000	2,130,000	497,000	8,331.93	06/31	BPH	S&J
Boone County PSD 00-A Water Reserve	04/26/00				0.00		LOC	06/01/2031
Boone County PSD 00-B Water Revenue	04/26/00	0.000 - 0.000	4,909,161	1,995,336	12,861.30	03/40	UNB	S&J
Boone County PSD 00-B Water Reserve	04/26/00				0.00		LOC	03/01/2040
Boone County PSD 10-A Water Revenue	10/14/10	0.000 - 0.000	1,062,000	724,081	2,837.29	09/50	UNB	S&J
Boone County PSD 10-A Water Reserve	10/14/10				0.00		LOC	09/01/2050
Bradley PSD 02-A Sewer Revenue	06/25/02	0.000 - 0.000	293,000	85,435	2,578.12	03/33	DEP	G&G
Bradley PSD 02-A Sewer Reserve	06/25/02				11,245.40			
Bradley PSD 05-A Sewer Refunding Revenue	01/14/05	0.000 - 0.000	6,192,677	2,528,676	23,888.72	09/36	DEP	G&G
Bradley PSD 05-A Sewer Refunding Reserve	01/14/05				236,420.41			
Bradley PSD 17-A Sewer Refunding Revenue	06/08/17	2.400 - 3.500	2,640,000	1,645,000	86,118.23	03/33	DTC	S&J
Bradley PSD 17-A Sewer Refunding Reserve	06/06/17				224,665.87			
Bradley PSD 23-A Sewer Revenue	01/26/23	1.750 - 1.750	395,100	372,255	1,517.47	12/52	DEP	S&J
Bradley PSD 23-A Sewer Reserve	01/26/23				146.95			
Bradshaw 93-A Sewer Revenue	03/31/93	7.750 - 7.750	245,806	116,880	13,065.03	10/31	BNY	S&J
Bradshaw 93-A Sewer Reserve	03/31/93				20,687.38			
Bradshaw 93-B Sewer Revenue	03/31/93	0.000 - 0.000	8,194	1,681	200.62	10/31	BNY	S&J
Bradshaw 93-B Sewer Reserve	03/31/93				254.53			
Branchland/Midkiff PSD 09-A Water Revenue	06/24/09	0.000 - 0.000	4,100,000	2,645,140	14,578.31	06/49	UNB	S&J
Branchland/Midkiff PSD 09-A Water Reserve	06/24/09				111,048.99			
Branchland/Midkiff PSD 11-A Water Revenue	12/22/11	0.000 - 0.000	1,247,000	890,688	4,412.36	12/51	UNB	S&J
Branchland/Midkiff PSD 11-A Water Reserve	12/22/11				33,996.46			
Branchland-Midkiff PSD 23-A Water Revenue	08/02/23	1.000 - 1.000	600,000	274,997	0.00	06/63	UNB	S&J
Branchland-Midkiff PSD 23-A Water Reserve	08/02/23				0.00			
Branchland/Midkiff PSD 98 Water Revenue	07/29/98	0.000 - 0.000	1,280,000	462,452	4,499.74	06/38	UNB	G&G
Branchland/Midkiff PSD 98 Water Reserve	07/29/98				34,668.17			

ACCOUNT NAME	ISSUE DATE	INTEREST	ORIGINAL ISSUANCE	6/30/2024 OUSTANDING	6/30/2024 ACCT BALANCE	LAST DEBT	PAYING AGENT	BOND COUNSEL
Braxton County Schools 16 Refunding GO	06/30/16	2.000 - 5.000	11,860,000	5,205,000	133,979.61	05/29	DTC	BR
Braxton County Schools 16 Ref GO Sur Col	06/30/16				1,219,609.63			
Brooke County PSD 03-A Sewer Revenue	10/10/03	0.000 - 0.000	606,211	215,903	5,579.06	03/35	DEP	BR
Brooke County PSD 03-A Sewer Reserve	10/10/03				32,231.15			
Brooke County PSD 10-A Sewer Revenue	03/18/10	0.000 - 0.000	2,517,800	1,706,115	7,195.85	03/50	UNB	S&J
Brooke County PSD 10-A Sewer Reserve	03/18/10				72,264.25			
Brooke County PSD 15-A Sewer Revenue	06/02/15	1.000 - 1.000	1,000,000	777,352	4,236.94	12/46	UNB	S&J
Brooke County PSD 15-A Sewer Reserve	06/02/15				41,189.61			
Brooke County PSD 18-A Sewer Revenue	09/20/18	0.750 - 0.750	2,695,000	2,328,697	10,793.44	09/48	DEP	S&J
Brooke County PSD 18-A Sewer Reserve	09/20/18				48,814.64			
Brooke County PSD 23-A Sewer Revenue	08/24/23	2.000 - 2.000	4,450,000	3,630,662	0.00	03/55	UNB	S&J
Brooke County PSD 23-A Sewer Reserve	08/24/23				0.00			
Brooke County PSD 97-B Sewer Revenue	12/09/97	0.000 - 0.000	2,163,971	758,795	12,412.03	12/37	UNB	JK
Brooke County PSD 97-B Sewer Reserve	12/09/97				83,179.89			
Brooke County PSD 97-C Sewer Revenue	12/09/97	1.000 - 1.000	450,000	332,373	2,705.83	12/37	UNB	JK
Brooke County PSD 97-C Sewer Reserve	12/09/97				27,064.56			
Brooke County PSD 03-A Water Revenue	10/10/03	0.000 - 0.000	764,000	377,102	2,431.58	09/43	UNB	BR
Brooke County PSD 03-A Water Reserve	10/10/03				23,152.17			
Brooke County Schools 15 GO	05/05/15	2.000 - 4.000	15,000,000	6,970,000	81,987.23	06/30	DTC	G&G
Brooke County Schools 15 GO Surplus Collections	05/05/15				962,721.91			
Brooke County Schools 83 GO Bank Fee	02/01/83				0.00			
Buckhannon 09-A Sewer Refunding Revenue	04/23/09	4.230 - 4.230	2,004,608	219,679	31,839.57	10/25	Truist Govrn	JK
Buckhannon 86-B Sewer Revenue	03/12/86	0.000 - 0.000	1,081,160	54,058	58,333.66	10/25	BNY	VLF
Buckhannon 16-A Water Revenue	02/18/16	1.500 - 4.000	3,755,000	2,615,000	130,837.15	03/36	DTC	S&J
Buckhannon 16-A Water Reserve	02/18/16				298,175.04			
Buffalo Creek PSD 15-A Sewer Reserve	03/06/15				119,084.61			
Buffalo Creek PSD 15-B Sewer Reserve	03/06/15				27,807.81			
Buffalo Creek PSD 20-A Sewer Revenue	12/01/20	3.000 - 3.000	308,600	234,593	7,583.29	06/33	UNB	S&J
Buffalo Creek PSD 20-A Sewer Reserve	12/01/20				10,074.86			

ACCOUNT NAME	ISSUE DATE	INTEREST	ORIGINAL ISSUANCE	6/30/2024 OUSTANDING	6/30/2024 ACCT BALANCE	LAST DEBT	PAYING AGENT	BOND COUNSEL
Buffalo Creek PSD 23-A Sewer Revenue	06/08/23	3.000 - 3.000	1,950,525	1,764,509	0.00	09/44	UNB	S&J
Buffalo Creek PSD 23-A Sewer Reserve	06/08/23				0.00			
Buffalo Creek PSD 90-A Sewer Revenue	07/24/90	8.100 - 8.100	438,497	172,648	22,596.12	10/29	BNY	S&J
Buffalo Creek PSD 90-A Sewer Reserve	07/24/90				38,476.35			
Buffalo 10-A Sewer Revenue	11/09/10	0.000 - 0.000	440,312	323,521	1,003.41	12/37	UNB	S&J
Buffalo 10-A Sewer Reserve	11/09/10				38,679.51			
Buffalo 90-A Sewer Revenue	09/06/90	8.100 - 8.100	280,168	110,310	16,027.80	10/29	BNY	JK
Buffalo 90-A Sewer Reserve	09/06/90				24,577.73			
Buffalo 90-B Sewer Revenue	09/06/90	0.000 - 0.000	12,652	1,998	460.74	10/29	BNY	JK
Buffalo 90-B Sewer Reserve	09/06/90				592.64			
Buffalo 90-C Sewer Reserve	09/06/90				27,231.42			
Buffalo 97-B Lot 2 Sewer Revenue	12/04/97	0.000 - 0.000	768,395	267,699	4,104.51	12/37	UNB	S&J
Buffalo 97-B Sewer Revenue	12/04/97	0.000 - 0.000	1,263,797	440,290	4,592.80	12/37	UNB	S&J
Buffalo 97-B Sewer Reserve	12/04/97				62,477.54			
Buffalo 97-C Sewer Revenue	12/04/97	0.000 - 0.000	600,000	432,000	5,845.95	12/37	UNB	S&J
Buffalo 97-C Sewer Reserve	12/04/97				36,702.21			
Burnsville 15-A Water Revenue	11/20/15	1.000 - 1.000	2,410,063	2,034,941	9,362.57	09/55	UNB	S&J
Burnsville 15-A Water Reserve	11/20/15				58,674.82			
Cabell County Schools 20 GO	12/29/20	1.250 - 3.000	87,500,000	72,660,000	1,140,003.96	06/36	DTC	S&J
Cabell County Schools 20 GO Sur Col	12/29/20				1,084,050.76			
Cairo 94 Sewer Reserve	01/04/95				14,145.52			
Calhoun County Schools 11 GO	07/21/11	3.250 - 4.200	3,560,000	1,670,000	376,724.82	06/31	DTC	G&G
Camden-on-Gauley 97-B Sewer Revenue	08/28/97	0.000 - 0.000	555,400	186,327	1,410.64	06/37	UNB	JK
Camden-on-Gauley 97-B Sewer Reserve	08/28/97				14,333.00			
Camden-on-Gauley 13-A Water Revenue	05/24/13	0.000 - 0.000	880,500	586,980	3,615.33	06/44	BPH	S&J
Camden-on-Gauley 13-A Water Reserve	05/24/13				54,322.95			
Cameron 00-A Sewer Revenue	07/13/00	0.000 - 0.000	2,530,188	1,065,340	16,681.11	06/40	UNB	S&J
Cameron 00-A Sewer Reserve	07/13/00				67,173.78			
Canaan Valley PSD 10-A Sewer Revenue	01/22/10	0.000 - 0.000	2,965,216	1,989,816	8,108.94	12/49	DEP	S&J

ACCOUNT NAME	ISSUE DATE	INTEREST	ORIGINAL ISSUANCE	6/30/2024 OUSTANDING	6/30/2024 ACCT BALANCE	LAST DEBT	PAYING AGENT	BOND COUNSEL
Canaan Valley PSD 10-A Sewer Reserve	01/22/10				85,104.51			
Capon Bridge 21-A Sewer Revenue	07/29/21	1.000 - 1.000	600,000	570,707	1,953.42	06/61	UNB	S&J
Capon Bridge 21-A Sewer Reserve	07/29/21				2,603.29			
Capon Bridge 13-A Water Revenue	10/02/13	0.000 - 0.000	1,989,000	1,392,300	8,305.92	06/45	BPH	S&J
Capon Bridge 13-A Water Reserve	10/02/13				168,743.40			
Carpendale 91-A Sewer Revenue	10/10/91	7.750 - 7.750	968,298	460,421	55,957.74	10/31	BNY	S&J
Carpendale 91-A Sewer Reserve	10/10/91				81,492.58			
Carpendale 91-B Sewer Revenue	10/10/91	0.000 - 0.000	32,277	6,621	1,009.20	10/31	BNY	S&J
Carpendale 91-B Sewer Reserve	10/10/91				1,095.09			
Carpendale 94 Water Revenue	04/22/94	6.750 - 6.750	801,000	416,802	40,472.80	10/33	BNY	S&J
Carpendale 94 Water Reserve	04/22/94				60,232.83			
Cedar Grove 02 Sewer Revenue	07/31/02	0.000 - 0.000	1,500,000	450,000	10,142.56	06/33	DEP	S&J
Cedar Grove 02 Sewer Reserve	07/31/02				54,428.11			
Cedar Grove 94 Sewer Revenue	09/02/94	6.750 - 6.750	222,000	116,184	10,416.10	10/33	BNY	JK
Cedar Grove 94 Sewer Reserve	09/02/94				16,789.37			
Center PSD 05-A Sewer Revenue	08/30/05	0.000 - 0.000	197,500	106,346	818.33	06/45	UNB	S&J
Center PSD 05-A Sewer Reserve	08/30/05				5,108.88			
Center PSD 21-A Sewer Reserve	01/22/21				13,704.82			
Center PSD 89-A Sewer Revenue	11/22/89	8.400 - 8.400	1,415,213	567,372	79,774.37	10/29	BNY	S&J
Center PSD 89-A Sewer Reserve	11/22/89				125,325.77			
Center PSD 89-B Sewer Revenue	11/22/89	0.000 - 0.000	209,787	32,275	4,478.15	10/29	BNY	S&J
Center PSD 89-B Sewer Reserve	11/22/89				5,427.67			
Central Boaz PSD 17-A Sewer Revenue	08/08/17	0.250 - 0.250	2,995,000	2,600,676	8,783.03	06/57	DEP	BR
Central Boaz PSD 17-A Sewer Reserve	08/08/17				47,206.61			
Central Boaz PSD 88-A Sewer Revenue	05/19/88	9.000 - 9.000	692,181	163,889	44,953.48	10/26	BNY	BR
Central Boaz PSD 88-A Sewer Reserve	05/19/88				66,500.24			
Central Boaz PSD 88-B Sewer Revenue	05/19/88	0.000 - 0.000	248,215	19,596	5,373.49	10/26	BNY	BR
Central Boaz PSD 88-B Sewer Reserve	05/19/88				7,508.38			
Central Boaz PSD 12-A Water Reserve	06/27/12				67,280.18			

ACCOUNT NAME	ISSUE DATE	INTEREST	ORIGINAL ISSUANCE	6/30/2024 OUSTANDING	6/30/2024 ACCT BALANCE	LAST DEBT	PAYING AGENT	BOND COUNSEL
Central Boaz PSD 12-B Water Reserve	06/27/12				5,766.91			
Central Hampshire PSD 05-A Sewer Revenue	03/11/05	0.000 - 0.000	1,725,000	1,375,338	15,627.68	03/39	UNB	S&J
Central Hampshire PSD 05-A Sewer Reserve	03/11/05				94,921.20			
Central Hampshire PSD 05-B Sewer Revenue	03/11/05	0.000 - 0.000	1,599,500	1,030,732	11,712.00	03/39	UNB	S&J
Central Hampshire PSD 05-B Sewer Reserve	03/11/05				71,178.84			
Central Hampshire PSD 05-C Sewer Revenue	03/11/05	0.000 - 0.000	220,203	117,915	952.43	03/45	UNB	S&J
Central Hampshire PSD 05-C Sewer Reserve	03/11/05				5,788.91			
Central Hampshire PSD 06-A Water Reserve	06/30/06				96,999.58			
Central Hampshire PSD (GSV) 06-B Water Reserve	06/30/06				32,859.13			
Central Hampshire PSD 19-A Water Revenue	08/16/19	0.750 - 0.750	700,000	666,848	2,825.38	06/50	BPH	S&J
Central Hampshire PSD 19-A Water Reserve	08/16/19				12,349.57			
Central Hampshire PSD 19-C Water Revenue	08/16/19	1.000 - 1.000	900,000	822,975	3,071.81	06/59	UNB	S&J
Central Hampshire PSD 19-C Water Reserve	08/16/19				12,193.28			
Central Hampshire PSD 21-A Water Revenue	05/21/21	0.500 - 0.500	1,100,000	1,040,094	3,913.88	09/52	BPH	S&J
Central Hampshire PSD 21-A Water Reserve	05/21/21				7,574.46			
Central Hampshire PSD 24-A Water Revenue	01/11/24	0.000 - 0.000	840,500	675,259	0.00	12/63	BPH	S&J
Central Hampshire PSD 24-A Water Reserve	01/11/24				0.00			
Century-Volga PSD 03-A Water Reserve	06/13/03				21,331.52			
Century-Volga PSD 09-A Water Revenue	12/22/09	0.000 - 0.000	700,000	463,608	3,677.93	12/49	UNB	S&J
Century-Volga PSD 09-A Water Reserve	12/22/09				21,024.03			
Ceredo 11-A Sewer Revenue	03/02/11	0.000 - 0.000	534,900	366,879	2,709.85	03/51	DEP	S&J
Ceredo 11-A Sewer Reserve	03/02/11				14,960.83			
Ceredo 91-A Sewer Revenue	07/10/91	8.100 - 8.100	618,069	243,352	39,324.14	10/29	BNY	JK
Ceredo 91-A Sewer Reserve	07/10/91				54,218.23			
Ceredo 91-B Sewer Revenue	07/10/91	0.000 - 0.000	27,906	4,406	2,132.81	10/29	BNY	JK
Ceredo 91-B Sewer Reserve	07/10/91				1,010.64			
Ceredo 07-A Water Revenue	06/14/07	0.000 - 0.000	2,700,000	1,327,500	21,173.36	03/39	BPH	S&J
Ceredo 07-A Water Reserve	06/14/07				103,642.32			
Chapmanville 13-A Water & Sewer Revenue	12/12/13	0.000 - 0.000	400,000	302,553	1,251.92	12/53	DEP	JK

ACCOUNT NAME	ISSUE DATE	INTEREST	ORIGINAL ISSUANCE	6/30/2024 OUSTANDING	6/30/2024 ACCT BALANCE	LAST DEBT	PAYING AGENT	BOND COUNSEL
Chapmanville 13-A Water & Sewer Reserve	12/12/13				10,483.46			
Chapmanville 14-A Water & Sewer Revenue	05/22/14	0.500 - 0.500	1,505,000	1,101,233	6,305.29	12/45	BPH	JK
Chapmanville 14-A Water & Sewer Reserve	05/22/14				51,102.55			
Chapmanville 18-A Water & Sewer Revenue	05/31/18	0.500 - 0.500	984,000	830,069	5,260.68	06/49	BPH	JK
Chapmanville 18-A Water & Sewer Reserve	05/31/18				19,328.22			
Chapmanville 19-A Water & Sewer Revenue	07/09/19	0.000 - 0.000	5,469,632	5,055,735	16,259.94	03/58	DEP	JK
Chapmanville 19-A Water & Sewer Reserve	07/09/19				45,251.95			
Chapmanville 86-B Water & Sewer Revenue	03/25/86	0.000 - 0.000	99,740	4,987	6,625.75	10/25	BNY	JK
Chapmanville 86-B Water & Sewer Reserve	03/25/86				4,359.68			
Charles Town 22-B Water & Sewer Reserve	09/07/22				0.00		SB	06/01/2052
Charles Town 02-A Water & Sewer Revenue	08/22/02	5.800 - 5.800	1,100,000	746,387	37,054.47	10/39	BNY	S&J
Charles Town 02-A Water & Sewer Reserve	08/22/02				0.00		SB	10/01/2039
Charles Town 02-B Water & Sewer Revenue	08/22/02	0.000 - 0.000	3,600,000	1,683,117	10,241.15	06/42	UNB	S&J
Charles Town 02-B Water & Sewer Reserve	08/22/02				0.00		SB	06/01/2042
Charles Town 10-A Water & Sewer Revenue	01/13/10	2.000 - 2.000	912,458	349,412	6,074.65	03/31	BPH	S&J
Charles Town 10-A Water & Sewer Reserve	01/13/10				0.00		SB	03/01/2031
Charles Town 10-B Water & Sewer Revenue	01/13/10	2.000 - 2.000	100,000	38,293	665.10	03/31	BPH	S&J
Charles Town 10-B Water & Sewer Reserve	01/13/10				0.00		SB	03/01/2031
Charles Town 10-C Water & Sewer Revenue	12/02/10	0.000 - 0.000	1,250,000	708,316	4,908.47	06/41	DEP	S&J
Charles Town 10-C Water & Sewer Reserve	12/02/10				0.00		SB	06/01/2041
Charles Town 10-D Water & Sewer Revenue	12/02/10	0.000 - 0.000	500,000	283,316	1,964.11	06/41	DEP	S&J
Charles Town 10-D Water & Sewer Reserve	12/02/10				0.00		SB	06/01/2041
Charles Town 11-A Water & Sewer Revenue	07/22/11	0.000 - 0.000	13,147,192	4,256,339	33,712.07	06/41	DEP	S&J
Charles Town 11-A Water & Sewer Reserve	07/22/11				0.00		SB	06/01/2041
Charles Town 13-A Water & Sewer Revenue	06/27/13	0.500 - 0.500	591,977	409,229	3,442.14	09/44	DEP	S&J
Charles Town 13-A Water & Sewer Reserve	06/27/13				0.00		SB	09/01/2044
Charles Town 14-A Water & Sewer Revenue	06/18/14	0.500 - 0.500	4,058,900	3,002,654	24,741.13	03/46	DEP	S&J
Charles Town 14-A Water & Sewer Reserve	06/18/14				0.00		SB	03/01/2046
Charles Town 16-A Water & Sewer Revenue	03/17/16	1.600 - 4.500	7,695,000	6,355,000	168,446.44	03/46	DTC	S&J

ACCOUNT NAME	ISSUE DATE	INTEREST	ORIGINAL ISSUANCE	6/30/2024 OUSTANDING	6/30/2024 ACCT BALANCE	LAST DEBT	PAYING AGENT	BOND COUNSEL
Charles Town 16-A Water & Sewer Reserve	03/17/16				0.00		SB	03/01/2046
Charles Town 16-B Water & Sewer Revenue	08/18/16	1.500 - 4.000	3,895,000	3,610,000	22,715.78	06/46	DTC	S&J
Charles Town 16-B Water & Sewer Reserve	08/18/16				0.00		SB	06/01/2046
Charles Town 18-A3 (JEP 98-C) Water & Sewer Revenue	12/27/18	1.000 - 1.000	662,039	499,809	3,893.07	06/38	UNB	S&J
Charles Town 18-A3 (JEP 98-C) Water & Sewer Res	12/27/18				0.00		SB	06/01/2038
Charles Town 18-A4 (JEP 99-A) Water & Sewer Revenue	12/27/18	0.000 - 0.000	378,363	72,519	3,428.23	03/30	DEP	S&J
Charles Town 18-A4 (JEP 99-A) Water & Sewer Res	12/27/18				0.00		SB	03/01/2030
Charles Town 18-A5 (JEP 00-A) Water & Sewer Revenue	12/27/18	0.000 - 0.000	1,154,889	288,720	9,402.91	12/31	DEP	S&J
Charles Town 18-A5 (JEP 00-A) Water & Sewer Res	12/27/18				0.00		SB	12/01/2031
Charles Town 18-A6 (JEP 08-A) Water & Sewer Revenue	12/27/18	0.000 - 0.000	2,005,000	969,064	7,811.15	12/38	DEP	S&J
Charles Town 18-A6 (JEP 08-A) Water & Sewer Res	12/27/18				0.00		SB	12/01/2038
Charles Town 18-A7 (JEP 14-A) Water & Sewer Revenue	12/27/18	0.500 - 0.500	985,350	713,049	4,769.52	09/45	BPH	S&J
Charles Town 18-A7 (JEP 14-A) Water & Sewer Res	12/27/18				0.00		SB	09/01/2045
Charles Town 18-A (JEP 88-B) Water & Sewer Revenue	12/27/18	0.000 - 0.000	425,767	54,589	12,370.20	10/28	BNY	S&J
Charles Town 18-A (JEP 88-B) Water & Sewer Reserve	12/27/18				0.00		SB	10/01/2028
Charles Town 18-B Water & Sewer Revenue	12/27/18	2.250 - 3.500	3,065,000	2,160,000	62,206.62	06/33	DTC	S&J
Charles Town 18-B Water & Sewer Reserve	12/27/18				0.00		SB	06/01/2033
Charles Town 20-A Water & Sewer Revenue	07/14/20	2.000 - 2.625	4,575,000	3,530,000	58,454.87	06/43	DTC	S&J
Charles Town 20-A Water & Sewer Reserve	07/14/20				0.00		SB	06/01/2043
Charles Town 22-A Water & Sewer Refunding Reserve	02/02/22				0.00		SB	06/01/2033
Charles Town 22-A Water & Sewer Refunding Revenue	02/02/22	0.625 - 3.000	4,380,000	3,335,000	365,745.48	12/32	DTC	S&J
Charles Town 22-B Water & Sewer Revenue	09/07/22	4.000 - 4.375	5,620,000	5,620,000	28,746.77	06/52	DTC	S&J
Charles Town 22-C Water & Sewer Revenue	09/07/22	4.400 - 5.500	1,815,000	1,715,000	21,291.82	06/36	DTC	S&J
Charles Town 22-C Water & Sewer Reserve	09/07/22				0.00		SB	06/01/2036
Charles Town 87-B Water & Sewer Revenue	11/18/87	0.000 - 0.000	413,629	32,655	9,213.81	10/26	BNY	S&J
Charles Town 87-B Water & Sewer Reserve	11/18/87				0.00		SB	10/01/2026
Charles Town 88-B (B2) Water & Sewer Revenue	05/20/88	0.000 - 0.000	558,000	71,528	12,025.36	10/28	BNY	S&J
Charles Town 88-B (B2) Water & Sewer Reserve	05/20/88				0.00		SB	10/01/2028
Charles Town 88-B (B1) Water & Sewer Revenue	05/04/88	0.000 - 0.000	295,916	37,924	6,427.26	10/28	BNY	S&J

ACCOUNT NAME	ISSUE DATE	INTEREST	ORIGINAL ISSUANCE	6/30/2024 OUSTANDING	6/30/2024 ACCT BALANCE	LAST DEBT	PAYING AGENT	BOND COUNSEL
Charles Town 88-B (B1) Water & Sewer Reserve	05/04/88				0.00		SB	10/01/2028
Charles Town 89-B Water & Sewer Revenue	04/13/89	0.000 - 0.000	117,480	18,074	2,505.49	10/29	BNY	S&J
Charles Town 89-B Water & Sewer Reserve	04/13/89				0.00		SB	10/01/2029
Charleston 01-B Sewer Revenue	05/22/01	7.850 - 7.850	823,741	338,073	57,164.33	10/29	BNY	JK
Charleston 01-B Sewer Reserve	05/22/01				74,752.70			
Charleston 01-C Sewer Revenue	05/22/01	0.000 - 0.000	30,491	6,308	1,325.16	10/29	BNY	JK
Charleston 01-C Sewer Reserve	05/22/01				1,145.49			
Charleston 04-A Sewer Revenue	03/23/04	2.000 - 2.000	9,835,120	590,460	167,104.13	06/25	DEP	JK
Charleston 04-A Sewer Reserve	03/23/04				613,861.54			
Charleston 05-A Sewer Revenue	05/05/05	5.050 - 5.050	36,617,310	27,539,807	1,137,890.46	10/44	BNY	JK
Charleston 05-A Sewer Reserve	05/05/05				2,215,362.08			
Charleston 05-B1 Sewer Revenue	05/05/05	2.000 - 2.000	1,822,690	1,152,534	46,708.59	10/44	Truist/WDA	JK
Charleston 08-A Sewer Revenue	06/26/08	2.000 - 2.000	9,000,000	2,964,657	67,855.99	03/30	DEP	JK
Charleston 08-A Sewer Reserve	06/26/08				561,776.14			
Charleston 11-A Sewer Revenue	12/13/11	2.000 - 2.000	25,877,009	13,253,640	187,915.62	09/33	DEP	JK
Charleston 11-A Sewer Reserve	12/13/11				1,615,233.56			
Charleston 13-A Sewer Revenue	03/27/13	0.000 - 0.000	9,799,296	3,992,637	64,639.48	06/31	DEP	JK
Charleston 13-A Sewer Reserve	03/27/13				632,122.10			
Charleston 16-A Sewer Revenue	09/22/16	1.550 - 4.000	13,145,000	9,465,000	819,579.10	07/36	DTC	JK
Charleston 16-A Sewer Reserve	09/22/16				0.00		SB	07/01/2036
Charleston 20-A Sewer Revenue	05/07/20	2.750 - 2.750	12,859,975	11,577,365	112,866.00	03/40	DEP	JK
Charleston 20-A Sewer Reserve	05/07/20				988,635.36			
Charleston 89-A Sewer Revenue	03/21/89	8.400 - 8.400	1,912,194	766,616	130,068.24	10/29	BNY	JK
Charleston 89-A Sewer Reserve	03/21/89				172,353.95			
Charleston 89-B Sewer Revenue	03/21/89	0.000 - 0.000	283,458	43,609	8,401.20	10/29	BNY	JK
Charleston 89-B Sewer Reserve	03/21/89				7,912.07			
Charleston 89-C Sewer Revenue	11/21/89	8.400 - 8.400	829,856	332,697	56,480.51	10/29	BNY	JK
Charleston 89-C Sewer Reserve	11/21/89				74,797.46			
Charleston 89-D Sewer Revenue	11/21/89	0.000 - 0.000	123,015	18,925	3,672.11	10/29	BNY	JK

ACCOUNT NAME	ISSUE DATE	INTEREST	ORIGINAL ISSUANCE	6/30/2024 OUSTANDING	6/30/2024 ACCT BALANCE	LAST DEBT	PAYING AGENT	BOND COUNSEL
Charleston 89-D Sewer Reserve	11/21/89				3,435.52			
Charleston 99-A Sewer Revenue	06/22/99	8.380 - 8.380	686,229	164,466	55,464.89	10/26	BNY	JK
Charleston 99-A Sewer Reserve	06/22/99				65,984.40			
Charleston 99-B Sewer Revenue	06/22/99	0.000 - 0.000	132,072	14,152	16,626.11	10/26	BNY	JK
Chas-Kanawha County Reg Devel Auth 00-A Water Revenue	01/27/00	4.350 - 6.375	8,705,000	5,705,000	128,996.44	06/39	BNY	VLF
Chas-Kanawha County Reg Devel Auth 09-B Water Revenue	06/29/09	0.000 - 0.000	167,300	90,778	819.18	12/48	UNB	S&J
Chas-Kanawha County Reg Devel Auth 09-B Water Res	06/29/09				0.00		LOC	12/01/2048
Charleston 09-A Civic Center Imp Revenue	12/17/09	3.000 - 4.400	3,275,000	290,000	205,474.45	12/24	DTC	JK
Chester 18 Water & Sewer Revenue	02/23/18	3.780 - 3.780	1,425,000	893,224	45,226.57	03/33	WESBK-WHEEL	JK
Chester 18 Water & Sewer Reserve	02/23/18				145,559.86			
Chester 21 Water & Sewer BAN	03/24/21	3.000 - 3.000	800,000	800,000	2,438.65	12/24	WESBK-WHEEL	JK
Chester 88-A Water & Sewer Revenue	07/06/88	9.000 - 9.000	1,133,851	411,203	67,456.12	10/28	BNY	S&J
Chester 88-A Water & Sewer Reserve	07/06/88				113,903.21			
Chester 88-B Water & Sewer Revenue	07/06/88	0.000 - 0.000	283,463	36,351	6,204.15	10/28	BNY	S&J
Chester 88-B Water & Sewer Reserve	07/06/88				8,364.42			
Chestnut Ridge PSD 14-A Water Revenue	08/12/14	0.000 - 0.000	1,075,000	843,121	3,069.76	06/31	UNB	S&J
Chestnut Ridge PSD 14-A Water Reserve	08/12/14				25,768.12			
Chestnut Ridge PSD 23-A Water Revenue	01/26/23	0.500 - 0.500	1,902,500	1,851,575	4,538.77	12/62	BPH	S&J
Chestnut Ridge PSD 23-A Water Reserve	01/26/23				452.96			
Chestnut Ridge PSD 23-C Water Revenue	01/26/23	1.000 - 1.000	1,897,500	1,799,857	4,963.49	12/62	UNB	S&J
Chestnut Ridge PSD 23-C Water Reserve	01/26/23				495.36			
Chestnut Ridge PSD 95 Water Revenue	10/10/95	6.750 - 6.750	185,000	96,835	9,432.52	10/33	BNY	S&J
Chestnut Ridge PSD 95 Water Reserve	10/10/95				13,998.73			
Clarksburg 09-A Sewer Revenue	07/08/09	0.000 - 0.000	1,000,000	300,000	10,823.64	06/30	DEP	S&J
Clarksburg 09-A Sewer Reserve	07/08/09				57,822.58			
Clarksburg 14-A Sewer Revenue	01/09/14	0.500 - 0.500	12,000,000	8,683,817	60,852.93	09/45	DEP	S&J
Clarksburg 14-A Sewer Reserve	01/09/14				420,089.92			
Clarksburg 20-A Sewer Revenue	07/30/20	2.750 - 2.750	7,500,000	6,694,520	76,846.53	06/40	DEP	S&J
Clarksburg 20-A Sewer Reserve	07/30/20				141,784.81			

ACCOUNT NAME	ISSUE DATE	INTEREST	ORIGINAL ISSUANCE	6/30/2024 OUSTANDING	6/30/2024 ACCT BALANCE	LAST DEBT	PAYING AGENT	BOND COUNSEL
Clarksburg 22-A Sewer Revenue	04/27/22	2.140 - 2.140	725,000	671,545	9,598.54	03/42	DEP	S&J
Clarksburg 22-A Sewer Reserve	04/27/22				8,735.64			
Clarksburg 23-A Sewer Revenue	09/15/23	7.800 - 7.800	1,500,000	249,761	14,606.40	09/38	MVB	S&J
Clarksburg 23-A Sewer Reserve	09/15/23				13,079.30			
Clarksburg 04-A Water Revenue	09/28/04	5.000 - 5.000	1,885,764	144,170	123,507.85	10/24	BNY	S&J
Clarksburg 04-A Water Reserve	09/28/04				155,442.83			
Clarksburg 21-A Water Refunding Revenue	03/18/21	0.570 - 2.000	2,785,000	2,175,000	30,367.27	06/34	DTC	S&J
Clarksburg 21-A Water Refunding Reserve	03/18/21				0.00		SB	06/01/2034
Clarksburg 23-A Water Revenue	04/25/23	1.000 - 1.000	1,632,223	1,137,457	8,853.06	12/53	BPH	S&J
Clarksburg 23-A Water Reserve	04/25/23				66,732.30			
Clarksburg 23-B Water Revenue	04/25/23	0.000 - 0.000	440,558	326,641	1,290.40	12/53	BPH	S&J
Clarksburg 23-B Water Reserve	04/25/23				15,546.52			
Clay County PSD 05-A Water Reserve	12/19/05				34,020.38			
Clay County PSD 17-A Water Revenue	09/20/17	1.000 - 1.000	740,000	554,692	10,948.59	09/57	UNB	S&J
Clay County PSD 17-A Water Reserve	09/20/17				13,324.57			
Clay County PSD 94-B Water Revenue	10/21/94	6.750 - 6.750	333,000	174,276	16,826.95	10/33	BNY	JK
Clay County PSD 94-B Water Reserve	10/21/94				25,193.57			
Clay 09-A Water & Sewer Reserve	10/16/09				44,674.67			
Clay 09-B Water & Sewer Revenue	10/16/09	0.000 - 0.000	550,000	360,684	2,408.02	09/49	UNB	G&G
Clay 09-B Water & Sewer Reserve	10/16/09				12,571.79			
Clay 98-B Water & Sewer Revenue	03/27/98	0.000 - 0.000	185,000	64,451	994.57	12/37	UNB	S&J
Clay 98-B Water & Sewer Reserve	03/27/98				5,107.52			
Clay-Battelle PSD 15-A Water Revenue	07/22/15	2.500 - 2.500	1,500,000	1,040,270	10,778.50	03/37	BPH	S&J
Clay-Battelle PSD 15-A Water Reserve	07/22/15				76,605.69			
Clay-Battelle PSD 15-B Water Revenue	07/22/15	0.500 - 0.500	3,879,958	2,994,892	17,257.13	03/47	BPH	S&J
Clay-Battelle PSD 15-B Water Reserve	07/22/15				111,739.99			
Clay-Roane PSD 04-A Water Revenue	11/12/04	0.000 - 0.000	1,000,000	532,895	2,518.26	09/44	UNB	G&G
Clay-Roane PSD 04-A Water Reserve	11/12/04				26,316.00			
Clay-Roane PSD 04-B Water Reserve	11/12/04				14,017.68			

ACCOUNT NAME	ISSUE DATE	INTEREST	ORIGINAL ISSUANCE	6/30/2024 OUSTANDING	6/30/2024 ACCT BALANCE	LAST DEBT	PAYING AGENT	BOND COUNSEL
Clay-Roane PSD 08 Water Reserve	06/26/08				2,474.71			
Clay-Roane PSD 16-A Water Revenue	11/04/16	1.000 - 1.000	497,798	429,418	1,491.37	09/56	UNB	S&J
Clay-Roane PSD 16-A Water Reserve	11/04/16				15,594.00			
Clay-Roane PSD 90 Water Reserve	11/05/90				16,354.89			
Clay-Roane PSD 97 Water Reserve	04/04/97				1,823.51			
Claywood Park PSD 01 Sewer Revenue	01/04/01	0.000 - 0.000	1,800,000	465,000	6,615.83	03/32	DEP	BR
Claywood Park PSD 01 Sewer Reserve (R)*	01/04/01				66,779.76			
Claywood Park PSD 08-A Sewer Revenue	10/27/08	0.000 - 0.000	5,500,000	4,653,330	8,335.67	12/41	DEP	S&J
Claywood Park PSD 08-A Sewer Reserve (R)*	10/27/08				89,508.46			
Claywood Park PSD 08-B Sewer Revenue	10/27/08	0.000 - 0.000	1,500,000	950,976	4,020.01	09/48	UNB	S&J
Claywood Park PSD 08-B Sewer Reserve	10/27/08				42,877.69			
Claywood Park PSD 09-A Sewer Revenue	06/18/09	0.000 - 0.000	1,027,500	664,890	2,885.58	03/49	DEP	S&J
Claywood Park PSD 09-A Sewer Reserve	06/18/09				29,505.43			
Claywood Park PSD 09-C Sewer Revenue	06/18/09	0.000 - 0.000	100,000	64,684	268.68	03/49	UNB	S&J
Claywood Park PSD 09-C Sewer Reserve	06/18/09				2,854.86			
Claywood Park PSD 15-B Sewer Revenue	02/11/15	0.000 - 0.000	3,040,000	2,440,000	8,209.84	12/54	UNB	BR
Claywood Park PSD 15-B Sewer Reserve	02/11/15				66,091.60			
Claywood Park PSD 24-A Sewer Revenue	02/28/24	0.750 - 0.750	1,344,000	352,774	0.00	12/53	DEP	BR
Claywood Park PSD 24-A Sewer Reserve	02/28/24				0.00			
Claywood Park PSD 89-A Sewer Revenue	10/10/89	8.400 - 8.400	2,801,862	1,123,292	149,365.90	10/29	BNY	JK
Claywood Park PSD 89-A Sewer Reserve (R)*	10/10/89				268,218.92			
Claywood Park PSD 89-B Sewer Revenue	10/10/89	0.000 - 0.000	415,340	63,898	8,690.77	10/29	BNY	JK
Claywood Park PSD 89-B Sewer Reserve (R)*	10/10/89				11,853.55			
Claywood Park PSD 16-A Water Revenue	06/02/16	0.500 - 0.500	4,343,944	3,387,806	18,688.53	06/47	BPH	BR
Claywood Park PSD 16-A Water Reserve	06/02/16				121,856.58			
Claywood Park PSD 16-C Water Refunding Revenue	11/10/16	2.000 - 4.000	6,610,000	5,715,000	174,097.19	11/45	DTC	BR
Claywood Park PSD 16-C Water Refunding Reserve	11/10/16				202,632.78			
Claywood Park PSD 16 Water Refunding Revenue	04/22/16	1.000 - 4.750	2,990,000	1,865,000	116,701.89	11/42	DTC	BR
Claywood Park PSD 16 Water Refunding Reserve	04/22/16				151,424.96			

ACCOUNT NAME	ISSUE DATE	INTEREST	ORIGINAL ISSUANCE	6/30/2024 OUSTANDING	6/30/2024 ACCT BALANCE	LAST DEBT	PAYING AGENT	BOND COUNSEL
Claywood Park PSD 20-A Water Revenue	11/19/20	0.500 - 0.500	441,000	403,270	1,674.51	09/51	BPH	BR
Claywood Park PSD 20-A Water Reserve	11/19/20				16,891.38			
Claywood Park PSD 21-A Water Refunding Revenue	04/01/21	0.500 - 3.000	4,700,000	4,355,000	120,630.80	11/50	DTC	BR
Claywood Park PSD 21-A Water Refunding Reserve	04/01/21				126,450.11			
Clover PSD 01 Water Reserve	03/07/01				16,133.85			
Clover PSD 12 Water Reserve	02/24/12				37,881.90			
Concord University Twin Towers Dorm-Dh 67 R&R	05/01/67				0.00			
Cool Ridge-Flat Top PSD 07-A Water Reserve	03/01/07				46,040.92			
Cool Ridge-Flat Top PSD 07-B Water Reserve	03/01/07				92,466.05			
Coons Run PSD 10-A Water Revenue	01/27/10	0.000 - 0.000	1,200,000	670,000	6,991.52	03/41	BPH	S&J
Coons Run PSD 10-A Water Reserve	01/27/10				43,899.99			
Cottageville PSD 16 Sewer Reserve	12/12/16				16,388.60			
Cottageville PSD 21-B Water Refunding Revenue	04/08/21	1.770 - 1.770	467,500	312,898	5,273.67	03/30	Truist Govrn	S&J
Cottageville PSD 21-B Water Refunding Reserve	04/08/21				24,923.32			
Cottageville PSD 21-C Water Refunding Revenue	04/08/21	3.300 - 3.300	360,000	335,262	1,797.78	04/49	OVB	S&J
Cottageville PSD 21-C Water Refunding Reserve	04/08/21				21,594.09			
Cowen PSD 04-A Water & Sewer Revenue	12/29/04	0.000 - 0.000	400,000	160,000	3,964.20	06/36	BPH	S&J
Cowen PSD 04-A Water & Sewer Reserve	12/29/04				15,313.42			
Cowen PSD 04-B Water & Sewer Revenue	12/29/04	2.000 - 2.000	800,000	95,109	12,463.94	06/26	BPH	S&J
Cowen PSD 04-B Water & Sewer Reserve	12/29/04				49,948.40			
Cowen PSD 13-A Water & Sewer Reserve	03/01/13				48,044.64			
Cowen PSD 13-B Water & Sewer Revenue	06/25/13	0.500 - 0.500	210,000	145,172	2,093.46	09/44	BPH	JK
Cowen PSD 13-B Water & Sewer Reserve	06/25/13				10,582.98			
Cowen PSD 16-A Water & Sewer Revenue	01/21/16	0.500 - 0.500	2,892,500	2,348,157	14,964.65	06/48	BPH	JK
Cowen PSD 16-A Water & Sewer Reserve	01/21/16				68,637.35			
Cowen PSD 20-A Water & Sewer Revenue	05/21/20	0.500 - 0.500	255,000	227,182	990.19	12/50	BPH	JK
Cowen PSD 20-A Water & Sewer Reserve	05/21/20				3,503.71			
Cowen PSD 21-A Water & Sewer Revenue	04/15/21	0.500 - 0.500	2,066,000	1,880,700	8,808.39	09/52	BPH	JK
Cowen PSD 21-A Water & Sewer Reserve	04/15/21				14,225.71			

ACCOUNT NAME	ISSUE DATE	INTEREST	ORIGINAL ISSUANCE	6/30/2024 OUSTANDING	6/30/2024 ACCT BALANCE	LAST DEBT	PAYING AGENT	BOND COUNSEL
Cowen PSD 23-A Water & Sewer Reserve	11/16/23				0.00			
Cowen PSD 23-B Water & Sewer Reserve	11/16/23				0.00			
Crab Orchard-MacArthur PSD 01-A Sewer Revenue	10/03/01	0.000 - 0.000	6,818,600	1,988,735	30,956.87	03/33	DEP	S&J
Crab Orchard-MacArthur PSD 01-A Sewer Reserve	10/03/01				227,284.00			
Crab Orchard-MacArthur PSD 06-A Sewer Revenue	09/06/06	0.000 - 0.000	1,314,606	602,525	5,120.09	03/38	DEP	S&J
Crab Orchard-MacArthur PSD 06-A Sewer Reserve	09/06/06				50,490.43			
Crab Orchard-MacArthur PSD 06-B Sewer Revenue	09/06/06	0.000 - 0.000	5,852,000	3,404,072	16,583.32	09/46	UNB	S&J
Crab Orchard-MacArthur PSD 06-B Sewer Reserve	09/06/06				166,822.43			
Crab Orchard-MacArthur PSD 08-A Sewer Refunding Revenue	03/27/08	3.910 - 3.910	3,712,815	380,599	392,008.53	10/25	Truist Govrn	BR
Crab Orchard-MacArthur PSD 08-B Sewer Revenue	08/05/08	0.000 - 0.000	275,000	172,514	758.30	06/48	UNB	S&J
Crab Orchard-MacArthur PSD 08-B Sewer Reserve	08/05/08				8,280.58			
Crab Orchard-MacArthur PSD 08-C Sewer Revenue	12/04/08	0.000 - 0.000	201,487	73,237	1,076.96	09/32	DEP	S&J
Crab Orchard-MacArthur PSD 08-C Sewer Reserve	12/04/08				10,190.11			
Crab Orchard-MacArthur PSD 11-A Sewer Revenue	07/22/11	0.000 - 0.000	4,513,128	2,783,068	17,570.60	12/42	DEP	S&J
Crab Orchard-MacArthur PSD 11-A Sewer Reserve	07/22/11				172,588.60			
Crab Orchard-MacArthur PSD 86-B Sewer Revenue	05/29/86	0.000 - 0.000	161,688	8,292	8,308.26	10/25	BNY	S&J
Crab Orchard-MacArthur PSD 97-B Sewer Revenue	06/05/97	0.000 - 0.000	1,774,300	596,532	7,585.76	06/37	UNB	BR
Crab Orchard-MacArthur PSD 97-B Sewer Reserve	06/05/97				52,831.73			
Craigsville PSD 05-A Sewer Revenue	07/11/05	0.000 - 0.000	1,272,440	698,594	3,661.43	06/45	UNB	S&J
Craigsville PSD 05-A Sewer Reserve	07/11/05				37,812.36			
Craigsville PSD 21-A Sewer Revenue	02/26/21	0.250 - 0.250	4,153,000	3,723,114	16,533.72	12/60	DEP	S&J
Craigsville PSD 21-A Sewer Reserve	02/26/21				24,778.45			
Craigsville PSD 86-A Sewer Revenue	02/18/86	9.750 - 9.750	650,000	113,097	46,190.61	10/25	BNY	S&J
Craigsville PSD 86-A Sewer Reserve	02/18/86				66,707.43			
Craigsville PSD 16-A Water Reserve	02/12/16				82,856.65			
Craigsville PSD 19-A Water System Design Revenue	12/10/19	1.000 - 1.000	478,100	409,073	4,594.56	06/50	BPH	S&J
Craigsville PSD 19-A Water System Design Reserve	12/10/19				8,071.85			
Craigsville PSD 98-A Water Revenue	01/06/98	0.000 - 0.000	1,361,000	471,115	3,493.29	12/37	UNB	S&J
Craigsville PSD 98-A Water Reserve	01/06/98				39,665.77			

ACCOUNT NAME	ISSUE DATE	INTEREST	ORIGINAL ISSUANCE	6/30/2024 OUSTANDING	6/30/2024 ACCT BALANCE	LAST DEBT	PAYING AGENT	BOND COUNSEL
Crum PSD 02-A Water Reserve	05/09/02				50,909.70			
Crum PSD 10-A Water Reserve	03/15/10				82,099.56			
Crum PSD 10-B Water Reserve	03/15/10				45,277.54			
Crum PSD 12-A Water Reserve	02/28/12				75,156.23			
Crum PSD 16-A Water Reserve	11/17/16				8,159.19			
Crum PSD 16-B Water Revenue	11/17/16	2.000 - 2.000	250,000	209,483	1,164.78	03/48	UNB	S&J
Crum PSD 16-B Water Reserve	11/17/16				7,632.62			
Crum PSD 93 Water Reserve	09/08/93				9,082.83			
Culloden PSD 03-A Sewer Revenue	07/31/03	0.000 - 0.000	689,000	329,308	4,146.45	06/43	DEP	S&J
Culloden PSD 03-A Sewer Reserve	07/31/03				17,881.36			
Culloden PSD 04-A Sewer Revenue	12/29/04	0.000 - 0.000	1,100,000	581,935	7,286.16	12/44	DEP	S&J
Culloden PSD 04-A Sewer Reserve	12/29/04				29,283.26			
Culloden PSD 20-A Sewer Revenue	02/27/20	1.500 - 1.500	1,712,148	1,564,353	11,852.68	12/49	DEP	S&J
Culloden PSD 20-A Sewer Reserve	02/27/20				24,270.59			
Danese PSD 02-A Water Reserve	08/22/02				39,157.58			
Danese PSD 09-A Water Reserve	09/24/09				72,431.55			
Davis 20-A Water & Sewer Revenue	08/05/20	3.000 - 3.000	1,250,000	1,131,450	8,251.77	12/41	UNB	S&J
Davis 20-A Water & Sewer Reserve	08/05/20				22,785.77			
Davis 23-A Water & Sewer Revenue	07/18/23	3.000 - 3.000	200,000	180,500	0.00	12/44	UNB	WLO
Davis 23-A Water & Sewer Reserve	07/18/23				0.00			
Davis 24-A Water & Sewer Revenue	05/22/24	0.000 - 0.000	220,850	64,385	0.00	12/44	UNB	WLO
Davis 24-A Water & Sewer Reserve	05/22/24				0.00			
Deckers Creek PSD 22-A Sewer Refunding Revenue	01/25/22	2.400 - 2.400	1,570,390	1,369,280	11,354.65	03/37	FUB	S&J
Deckers Creek PSD 22-A Sewer Refunding Reserve	01/25/22				136,065.45			
Delbarton 11-A Sewer Revenue	11/03/11	0.000 - 0.000	3,131,150	2,260,225	9,608.62	09/51	DEP	JK
Delbarton 11-A Sewer Reserve	11/03/11				88,094.00			
Delbarton 01-A Water Revenue	07/18/01	0.000 - 0.000	258,000	68,800	10,577.46	06/32	BPH	S&J
Delbarton 01-A Water Reserve	07/18/01				10,200.59			
Doddridge County PSD 18-A Water Revenue	05/07/18	0.000 - 0.000	341,075	302,094	290,255.64	06/32	UNB	S&J

ACCOUNT NAME	ISSUE DATE	INTEREST	ORIGINAL ISSUANCE	6/30/2024 OUSTANDING	6/30/2024 ACCT BALANCE	LAST DEBT	PAYING AGENT	BOND COUNSEL
Doddridge County PSD 18-A Water Reserve	05/07/18				12,695.09			
Downs PSD 20-A Water Refunding Revenue	12/09/20	3.250 - 3.250	385,000	306,529	3,139.04	12/34	OVB	S&J
Downs PSD 20-A Water Refunding Reserve	12/09/20				37,631.02			
Dunbar 14-A Sewer Revenue	01/09/14	0.500 - 0.500	11,369,412	9,078,606	40,959.97	09/35	DEP	S&J
Dunbar 14-A Sewer Reserve	01/09/14				371,420.04			
Dunbar 99 Sewer Revenue	08/24/99	0.000 - 0.000	16,152,148	1,708,399	71,961.83	03/27	DEP	JTP
Dunbar 99 Sewer Reserve (R)*	08/24/99				715,986.94			
Durbin 23-A Sewer Revenue	04/13/23	2.000 - 2.000	200,000	158,364	1,265.82	12/53	UNB	S&J
Durbin 23-A Sewer Reserve	04/13/23				524.82			
Durbin 23-B Sewer Reserve	04/13/23				0.00			
East View PSD 86-A Sewer Revenue	06/13/86	9.750 - 9.750	340,000	59,302	25,827.64	10/25	BNY	S&J
East View PSD 86-A Sewer Reserve	06/13/86				34,654.80			
Eastern Wyoming PSD 01-A Water Revenue	10/16/01	0.000 - 0.000	360,000	90,000	1,265.60	12/31	BPH	STB
Eastern Wyoming PSD 01-A Water Reserve	10/16/01				12,599.58			
Eastern Wyoming PSD 04-A Water Revenue	08/24/04	0.000 - 0.000	570,000	218,500	2,004.02	12/35	BPH	STB
Eastern Wyoming PSD 04-A Water Reserve	08/24/04				19,950.11			
Eastern Wyoming PSD 06-A Water Revenue	01/12/06	0.000 - 0.000	2,570,000	1,135,061	9,035.34	09/37	BPH	STB
Eastern Wyoming PSD 06-A Water Reserve	01/12/06				89,946.45			
Eastern Wyoming PSD 09-A Water Revenue	10/16/09	0.000 - 0.000	1,000,000	655,818	2,379.75	09/49	UNB	STB
Eastern Wyoming PSD 09-A Water Reserve	10/16/09				27,267.75			
Eastern Wyoming PSD 14-A Water Revenue	03/25/14	0.000 - 0.000	250,000	188,263	580.16	03/54	UNB	STB
Eastern Wyoming PSD 14-A Water Reserve	03/25/14				6,524.77			
Eastern Wyoming PSD 15-A Water Revenue	04/16/15	1.000 - 1.000	315,000	262,335	1,118.39	03/55	UNB	JK
Eastern Wyoming PSD 15-A Water Reserve	04/16/15				8,239.32			
Eastern Wyoming PSD 16-A Water Revenue	03/16/16	1.000 - 1.000	1,167,937	974,937	9,441.82	06/52	UNB	JK
Eastern Wyoming PSD 16-A Water Reserve	03/16/16				43,687.26			
Eastern Wyoming PSD 16-B Water Revenue	10/18/16	1.000 - 1.000	156,917	135,362	2,349.15	09/56	UNB	JK
Eastern Wyoming PSD 16-B Water Reserve	10/18/16				3,381.00			
Eastern Wyoming PSD 18-A Water Revenue	09/13/18	2.000 - 2.000	1,358,702	1,209,370	5,588.23	03/50	UNB	JK

ACCOUNT NAME	ISSUE DATE	INTEREST	ORIGINAL ISSUANCE	6/30/2024 OUSTANDING	6/30/2024 ACCT BALANCE	LAST DEBT	PAYING AGENT	BOND COUNSEL
Eastern Wyoming PSD 18-A Water Reserve	09/13/18				28,019.74			
Eastern Wyoming PSD 21-A Water Revenue	07/29/21	2.000 - 2.000	3,541,530	3,322,639	16,656.21	03/53	UNB	JK
Eastern Wyoming PSD 21-A Water Reserve	07/29/21				21,671.09			
Elizabeth 14-A Sewer Revenue	04/03/14	0.000 - 0.000	2,471,733	1,980,117	8,145.30	09/52	DEP	G&G
Elizabeth 14-A Sewer Reserve	04/03/14				66,824.76			
Elizabeth 20-A Sewer Revenue	01/30/20	0.500 - 0.500	1,386,500	1,249,676	5,509.51	12/49	DEP	G&G
Elizabeth 20-A Sewer Reserve	01/30/20				17,126.61			
Elizabeth 82-A Sewer R&R	09/13/82				1,457.44			
Elizabeth 02 Water Reserve	02/06/02				25,457.65			
Elizabeth 08 Water Reserve	02/08/08				46,244.45			
Elizabeth 19 Water Design Revenue	07/25/19	0.750 - 0.750	323,950	279,876	2,094.87	12/49	BPH	G&G
Elizabeth 19 Water Design Reserve	07/25/19				5,935.45			
Elizabeth 20-A Water Revenue	07/23/20	0.750 - 0.750	2,276,050	2,105,305	9,739.88	12/51	BPH	G&G
Elizabeth 20-A Water Reserve	07/23/20				23,183.08			
Elizabeth 22-A Water Revenue	12/15/22	1.000 - 1.000	909,000	873,753	3,025.74	12/62	UNB	S&J
Elizabeth 22-A Water Reserve	12/15/22				2,382.30			
Elk Valley PSD 08-A Sewer Revenue	08/12/08	0.000 - 0.000	18,061,117	10,234,612	55,214.15	06/41	DEP	G&G
Elk Valley PSD 08-A Sewer Reserve	08/12/08				614,331.60			
Elk Valley PSD 14-A Sewer Revenue	03/13/14	0.500 - 0.500	1,416,459	1,002,134	9,249.58	03/45	DEP	G&G
Elk Valley PSD 14-A Sewer Reserve	03/13/14				51,995.74			
Elk Valley (Elk-Pinch) PSD 87-A Sewer Revenue	08/20/87	8.380 - 8.380	5,227,400	1,176,493	340,133.47	10/26	BNY	LFG
Elk Valley (Elk-Pinch) PSD 87-A Sewer Reserve	08/20/87				472,412.03			
Elk Valley (Elk-Pinch) PSD 87-B Sewer Revenue	08/20/87	0.000 - 0.000	1,282,163	101,223	28,630.40	10/26	BNY	LFG
Elk Valley (Elk-Pinch) PSD 87-B Sewer Reserve	08/20/87				34,661.47			
Elk Valley (Big Sandy) PSD 90-A Sewer Revenue	07/12/90	8.100 - 8.100	1,388,390	546,650	78,262.97	10/29	BNY	S&J
Elk Valley (Big Sandy) PSD 90-A Sewer Reserve	07/12/90				121,951.95			
Elk Valley (Big Sandy) PSD 90-B Sewer Revenue	07/12/90	0.000 - 0.000	62,701	9,900	1,402.63	10/29	BNY	S&J
Elk Valley (Big Sandy) PSD 90-B Sewer Reserve	07/12/90				1,697.52			
Elkins Road PSD 04-A Water Reserve	12/20/04				28,286.65			

ACCOUNT NAME	ISSUE DATE	INTEREST	ORIGINAL ISSUANCE	6/30/2024 OUSTANDING	6/30/2024 ACCT BALANCE	LAST DEBT	PAYING AGENT	BOND COUNSEL
Elkins Road PSD 04-B Water Revenue	12/20/04	0.000 - 0.000	1,509,788	809,167	6,169.47	12/44	UNB	S&J
Elkins Road PSD 04-B Water Reserve	12/20/04				40,550.12			
Elkins Road PSD 20-A Water Revenue	06/16/20	2.000 - 2.000	5,000,000	4,541,826	37,653.47	12/51	UNB	S&J
Elkins Road PSD 20-A Water Reserve	06/16/20				60,717.58			
Elkins Road PSD 98-A Water Revenue	09/10/98	0.000 - 0.000	2,032,000	747,251	7,090.75	09/38	UNB	S&J
Elkins Road PSD 98-A Water Reserve	09/10/98				53,871.08			
Elkins 06-A Sewer Refunding Revenue	12/12/06	2.000 - 2.000	8,576,641	2,106,870	64,577.06	09/28	DEP	S&J
Elkins 06-A Sewer Refunding Reserve	12/12/06				569,262.50			
Elkins 09-A Sewer Revenue	06/18/09	0.000 - 0.000	882,770	477,915	3,679.74	09/40	DEP	S&J
Elkins 09-A Sewer Reserve	06/18/09				32,952.49			
Elkins 15-A Sewer Revenue	04/15/15	1.000 - 1.000	2,793,855	2,178,181	22,056.73	03/55	UNB	S&J
Elkins 15-A Sewer Reserve	04/15/15				94,926.08			
Elkins 20-A Sewer Revenue	11/19/20	2.240 - 2.240	4,699,365	4,272,767	32,468.99	09/40	DEP	S&J
Elkins 20-A Sewer Reserve	11/19/20				74,848.65			
Elkins 86-B Sewer Revenue	04/28/86	0.000 - 0.000	517,001	25,850	24,046.91	10/25	BNY	JK
Elkins 86-B Sewer Reserve	04/28/86				14,466.24			
Elkins 15-A2 Water Reserve	12/09/15				220,606.66			
Elkins 15-A1 Water Reserve	12/09/15				235,313.80			
Elkins 15-B Water Reserve	12/09/15				178,638.45			
Elkins 15-C Water Revenue	12/09/15	1.000 - 1.000	15,500,000	13,271,662	79,200.10	12/55	UNB	S&J
Elkins 15-C Water Reserve	12/09/15				351,991.32			
Ellenboro 20-A Sewer Revenue	04/16/20	2.000 - 2.000	1,345,000	1,243,593	6,210.32	06/51	UNB	S&J
Ellenboro 20-A Sewer Reserve	04/16/20				19,586.72			
Ellenboro 19-A Water Reserve	02/12/15				20,799.25			
Ellenboro 20-A Water Revenue	10/29/20	3.000 - 3.000	2,457,912	2,235,366	17,767.30	03/42	UNB	S&J
Ellenboro 20-A Water Reserve	10/29/20				40,336.40			
Enlarged Hepzibah PSWD 03-A Sewer Revenue	09/23/03	0.000 - 0.000	1,900,000	680,819	9,490.25	03/35	DEP	S&J
Enlarged Hepzibah PSWD 03-A Sewer Reserve	09/23/03				72,901.94			
Enlarged Hepzibah PSWD 05-A Sewer Reserve	07/25/05				12,608.96			

ACCOUNT NAME	ISSUE DATE	INTEREST	ORIGINAL ISSUANCE	6/30/2024 OUSTANDING	6/30/2024 ACCT BALANCE	LAST DEBT	PAYING AGENT	BOND COUNSEL
Enlarged Hepzibah PSWD 22-A Water Revenue	12/15/22	2.750 - 2.750	1,893,000	1,820,949	16,767.04	06/43	UNB	S&J
Enlarged Hepzibah PSWD 22-A Water Reserve	12/15/22				13,723.35			
Fairmont 03-A Sewer Revenue	06/26/03	0.000 - 0.000	485,543	165,886	6,751.70	09/34	DEP	S&J
Fairmont 03-A Sewer Reserve	06/26/03				17,655.62			
Fairmont 07-A Sewer Revenue	10/11/07	2.000 - 2.000	5,577,760	1,532,759	77,500.64	03/29	DEP	S&J
Fairmont 07-A Sewer Reserve	10/11/07				369,802.73			
Fairmont 08-A Water Revenue	06/26/08	0.000 - 0.000	2,750,000	1,397,897	11,445.69	09/39	BPH	S&J
Fairmont 08-A Water Reserve	06/26/08				105,556.52			
Fairmont 10-A Water Revenue	01/21/10	0.000 - 0.000	4,447,618	2,594,418	16,099.56	12/41	BPH	S&J
Fairmont 10-A Water Reserve	01/21/10				170,717.22			
Fairmont 10-C Water Revenue	01/21/10	5.000 - 5.000	2,000,000	1,037,251	115,461.87	10/31	Truist/WDA	S&J
Fairmont 10-C Water Reserve	01/21/10				164,793.42			
Fairmont 10-D Water Revenue	01/21/10	0.000 - 0.000	1,220,309	809,059	3,573.88	03/49	UNB	S&J
Fairmont 10-D Water Reserve	01/21/10				35,875.70			
Fairmont 13-A Water Revenue	02/01/13	0.500 - 0.500	3,780,000	1,984,411	23,177.22	09/34	BPH	S&J
Fairmont 13-A Water Reserve	02/01/13				204,001.21			
Fairmont 13-B Water Revenue	02/01/13	2.000 - 2.000	997,242	735,195	11,496.38	09/44	UNB	S&J
Fairmont 13-B Water Reserve	02/01/13				45,587.35			
Fairmont 20-A Water Refunding Revenue	11/25/20	1.000 - 4.000	11,740,000	9,890,000	1,784,429.28	07/29	DTC	S&J
Fairmont 20-A Water Refunding Reserve	12/03/20				0.00		SB	07/01/2029
Fairview 12-A Water Revenue	05/24/12	0.000 - 0.000	1,100,000	798,020	3,080.08	03/52	UNB	S&J
Fairview 12-A Water Reserve	05/24/12				33,071.00			
Falling Springs 09-A Water Reserve	07/27/09				5,557.71			
Farmington 07-A Sewer Revenue	11/14/07	0.000 - 0.000	320,000	190,743	819.05	09/47	UNB	S&J
Farmington 07-A Sewer Reserve	11/14/07				9,465.46			
Farmington 19-A Sewer Revenue	10/03/19	2.000 - 2.000	1,010,000	933,975	4,414.93	06/51	UNB	S&J
Farmington 19-A Sewer Reserve	10/03/19				14,708.47			
Fenwick Mountain PSD 14-A Water Revenue	09/18/14	0.500 - 0.500	1,059,000	774,888	5,344.52	12/45	BPH	S&J
Fenwick Mountain PSD 14-A Water Reserve	09/18/14				39,070.06			

ACCOUNT NAME	ISSUE DATE	INTEREST	ORIGINAL ISSUANCE	6/30/2024 OUSTANDING	6/30/2024 ACCT BALANCE	LAST DEBT	PAYING AGENT	BOND COUNSEL
Flatwoods-Canoe Run PSD 11-A Sewer Revenue	06/24/11	0.000 - 0.000	8,033,000	5,888,039	28,078.24	12/50	DEP	S&J
Flatwoods-Canoe Run PSD 11-A Sewer Reserve	06/24/11				344,327.18			
Flatwoods-Canoe Run PSD 15-A Sewer Refunding Revenue	05/27/15	3.500 - 3.500	584,000	281,827	4,672.81	11/30	FNBRB	S&J
Flatwoods-Canoe Run PSD 15-A Sewer Refunding Res	05/27/15				56,426.99			
Flatwoods-Canoe Run PSD 90-A Sewer Revenue	11/14/90	8.100 - 8.100	1,147,938	451,976	68,394.91	10/29	BNY	S&J
Flatwoods-Canoe Run PSD 90-A Sewer Reserve	11/14/90				100,724.57			
Flatwoods-Canoe Run PSD 90-B Sewer Revenue	11/14/90	0.000 - 0.000	51,842	8,186	1,248.75	10/29	BNY	S&J
Flatwoods-Canoe Run PSD 90-B Sewer Reserve	11/14/90				1,573.09			
Flatwoods-Canoe Run PSD 91-A Sewer Revenue	11/15/91	7.750 - 7.750	275,806	129,454	13,632.55	10/31	BNY	S&J
Flatwoods-Canoe Run PSD 91-A Sewer Reserve	11/15/91				22,918.90			
Flatwoods-Canoe Run PSD 91-B Sewer Revenue	11/15/91	0.000 - 0.000	9,194	1,886	211.55	10/31	BNY	S&J
Flatwoods-Canoe Run PSD 91-B Sewer Reserve	11/15/91				271.55			
Flatwoods-Canoe Run PSD 05-A Water Revenue	12/08/05	0.000 - 0.000	5,085,825	2,825,458	27,760.91	09/45	UNB	S&J
Flatwoods-Canoe Run PSD 05-A Water Reserve	12/08/05				141,795.15			
Flatwoods-Canoe Run PSD 07-A Water Revenue	04/24/07	0.000 - 0.000	1,014,000	595,312	5,343.26	03/47	UNB	S&J
Flatwoods-Canoe Run PSD 07-A Water Reserve	04/24/07				27,906.23			
Flatwoods-Canoe Run PSD 16-A Water Refunding Revenue	05/05/16	2.700 - 2.700	1,811,000	955,689	28,858.86	09/31	Truist Govrn	S&J
Flatwoods-Canoe Run PSD 16-A Water Refunding Res	05/05/16				149,217.11			
Flatwoods-Canoe Run PSD 16-B Water Refunding Revenue	12/15/16	3.500 - 3.500	1,960,000	1,392,267	13,048.43	02/37	OVB	S&J
Flatwoods-Canoe Run PSD 16-B Water Ref Reserve	12/15/16				145,287.53			
Flatwoods-Canoe Run PSD 18-A Water Reserve	09/20/18				22,972.14			
Flatwoods-Canoe Run PSD 20-A Water Revenue	02/27/20	2.000 - 2.000	511,408	472,912	2,245.61	06/51	UNB	S&J
Flatwoods-Canoe Run PSD 20-A Water Reserve	02/27/20				24,218.52			
Flatwoods-Canoe Run PSD 98-B Water Revenue	09/24/98	3.000 - 3.000	890,000	446,962	8,067.80	09/38	UNB	S&J
Flatwoods-Canoe Run PSD 98-B Water Reserve	09/24/98				39,707.45			
Flemington 14-A Sewer Revenue	01/28/14	0.000 - 0.000	2,300,317	1,847,869	5,967.65	09/53	DEP	S&J
Flemington 14-A Sewer Reserve	01/28/13				54,119.86			
Flemington 98-B Sewer Revenue	06/04/98	0.000 - 0.000	663,700	237,036	1,870.80	03/38	UNB	S&J
Flemington 98-B Sewer Reserve (R)*	06/04/98				18,798.10			

ACCOUNT NAME	ISSUE DATE	INTEREST	ORIGINAL ISSUANCE	6/30/2024 OUSTANDING	6/30/2024 ACCT BALANCE	LAST DEBT	PAYING AGENT	BOND COUNSEL
Follansbee 22 Sewer Revenue	08/29/22	3.850 - 3.850	2,800,000	2,666,577	22,575.33	08/37	WESBK-WHEEL	BR
Follansbee 22 Sewer Reserve	08/29/22				33,138.11			
Follansbee 02-A Water Revenue	08/16/02	5.800 - 5.800	7,790,000	5,285,775	251,561.66	10/39	BNY	S&J
Follansbee 02-A Water Reserve	08/16/02				529,723.55			
Follansbee 19 Water Revenue	01/31/19	3.000 - 3.000	888,252	731,935	13,674.38	12/39	BPH	BR
Follansbee 19 Water Reserve	01/31/19				29,108.14			
Fort Gay 19-A Sewer GAN	11/08/19	0.000 - 0.000	231,492	229,476	0.00	11/24	Truist/WDA	S&J
Fort Gay 99-A Water Revenue	07/19/99	0.000 - 0.000	305,000	58,443	1,175.51	03/30	BPH	JK
Fort Gay 99-A Water Reserve	07/19/99				10,213.54			
Fountain PSD 07-A Water Reserve	01/07/07				24,662.69			
Fountain PSD 07-B Water Revenue	01/09/07	0.000 - 0.000	1,140,000	661,925	5,376.92	12/46	UNB	S&J
Fountain PSD 07-B Water Reserve	01/09/07				33,775.48			
Fountain PSD 17-A Water Revenue	02/23/17	1.000 - 1.000	8,494,800	7,496,203	26,948.06	12/56	UNB	JK
Fountain PSD 17-A Water Reserve	02/23/17				309,893.61			
Fountain PSD 90-A Water Revenue	04/20/90	7.850 - 7.850	356,633	137,213	21,124.92	10/29	BNY	S&J
Fountain PSD 90-A Water Reserve	04/20/90				30,347.15			
Fountain PSD 90-B Water Revenue	04/20/90	0.000 - 0.000	16,642	2,560	599.39	10/29	BNY	S&J
Fountain PSD 90-B Water Reserve	04/20/90				494.50			
Frankfort PSD 00-A Sewer Revenue	06/22/00	0.000 - 0.000	500,000	129,146	3,410.63	03/32	DEP	S&J
Frankfort PSD 00-A Sewer Reserve	06/22/00				19,206.85			
Frankfort PSD 00-B Sewer Revenue	06/22/00	0.000 - 0.000	1,572,459	657,728	8,253.13	06/40	UNB	S&J
Frankfort PSD 00-B Sewer Reserve	06/22/00				47,347.34			
Frankfort PSD 15-A Sewer Revenue	01/16/15	0.000 - 0.000	17,350,000	13,925,650	54,065.51	12/54	DEP	S&J
Frankfort PSD 15-A Sewer Reserve	01/16/15				379,209.25			
Frankfort PSD 15-B Sewer Revenue	01/16/15	0.602 - 1.000	7,911,125	6,676,859	27,605.77	12/54	UNB	S&J
Frankfort PSD 15-B Sewer Reserve	01/16/15				211,177.60			
Frankfort PSD 16-A Sewer Revenue	11/10/16	0.250 - 0.250	3,700,000	3,142,740	15,887.38	09/56	DEP	S&J
Frankfort PSD 16-A Sewer Reserve	11/10/16				66,880.85			
Frankfort PSD 08-A Water Revenue	05/06/08	0.000 - 0.000	400,000	240,484	1,079.04	03/48	UNB	S&J

ACCOUNT NAME	ISSUE DATE	INTEREST	ORIGINAL ISSUANCE	6/30/2024 OUSTANDING	6/30/2024 ACCT BALANCE	LAST DEBT	PAYING AGENT	BOND COUNSEL
Frankfort PSD 08-A Water Reserve	05/06/08				11,467.17			
Frankfort PSD 10-A Water Revenue	12/22/10	0.000 - 0.000	3,132,318	2,122,446	9,070.62	09/49	UNB	S&J
Frankfort PSD 10-A Water Reserve	12/22/10				91,778.70			
Frankfort PSD 17-A Water Revenue	03/16/17	1.000 - 1.000	7,123,000	6,292,271	31,125.89	03/57	UNB	S&J
Frankfort PSD 17-A Water Reserve	03/16/17				129,641.57			
Franklin 03 Sewer Revenue	02/11/03	0.000 - 0.000	1,332,645	444,200	9,390.40	06/34	DEP	S&J
Franklin 03 Sewer Reserve	02/11/03				51,156.63			
Franklin 16-A Sewer Revenue	09/07/16	0.000 - 0.000	1,140,900	945,744	3,511.93	12/55	DEP	S&J
Franklin 16-A Sewer Reserve	09/07/16				33,886.88			
Franklin 03-A Water Revenue	12/17/03	0.000 - 0.000	2,528,623	885,018	19,943.41	12/34	BPH	S&J
Franklin 03-A Water Reserve	12/17/03				97,061.21			
Franklin 18-A Water Revenue	07/31/18	5.780 - 5.780	500,000	412,096	4,014.72	09/38	PCB	S&J
Franklin 18-A Water Reserve	07/31/18				26,955.03			
Franklin 21-A Water Revenue	01/28/21	1.000 - 1.000	200,000	188,396	802.39	12/60	UNB	S&J
Franklin 21-A Water Reserve	01/28/21				1,854.47			
Franklin 23-A Water Revenue	03/02/23	0.500 - 0.500	1,772,318	1,772,318	0.00	03/63	BPH	S&J
Franklin 23-A Water Reserve	03/02/23				0.00			
Franklin 94 Water Revenue	05/27/94	6.750 - 6.750	309,000	160,789	14,952.96	10/33	BNY	S&J
Franklin 94 Water Reserve	05/27/94				23,236.65			
Gap Mills PSD 07-A Water Reserve	05/21/07				19,301.33			
Gap Mills PSD 07-B Water Reserve	05/21/07				4,399.68			
Gary 15-A Sewer Revenue	11/18/15	4.000 - 4.000	96,600	17,120	1,131.63	12/25	MCNB	S&J
Gary 15-A Sewer Reserve	11/18/15				9,919.11			
Gary 00-A Water Revenue	08/01/00	0.000 - 0.000	1,786,911	431,830	16,852.86	09/31	BPH	JK
Gary 00-A Water Reserve	08/01/00				67,091.33			
Gauley River PSD 05-A Water Reserve	11/02/05				87,129.04			
Gauley River PSD 07-A Water Revenue	11/13/07	0.000 - 0.000	354,818	208,828	748.67	09/47	UNB	JK
Gauley River PSD 07-A Water Reserve	11/13/07				9,184.51			
Gauley River PSD 10-A Water Reserve	03/25/10				112,224.14			

ACCOUNT NAME	ISSUE DATE	INTEREST	ORIGINAL ISSUANCE	6/30/2024 OUSTANDING	6/30/2024 ACCT BALANCE	LAST DEBT	PAYING AGENT	BOND COUNSEL
Gauley River PSD 12-A Water Reserve	03/07/12				82,389.12			
Gauley River PSD 14-A Water Reserve	10/10/14				45,650.65			
Gauley River PSD 86-A Water Revenue	05/09/86	9.750 - 9.750	123,230	21,551	8,231.56	10/25	BNY	JK
Gauley River PSD 86-A Water Reserve	05/09/86				12,711.89			
Gauley River PSD 86-B Water Revenue	05/09/86	0.000 - 0.000	61,350	3,229	2,502.18	10/25	BNY	JK
Gauley River PSD 86-B Water Reserve	05/09/86				1,791.56			
Gauley River PSD 93 Water Reserve	03/17/93				95,827.74			
Gauley River PSD 97-A Water Reserve	06/26/97				23,430.63			
Gauley River PSD 97-B Water Reserve	06/26/97				3,229.52			
Gilbert 98-B Sewer Revenue	09/29/98	1.000 - 1.000	1,250,000	982,922	15,274.76	09/38	UNB	JK
Gilbert 98-B Sewer Reserve	03/01/20				75,084.81			
Gilbert 09-A Water Reserve	08/03/09				25,309.30			
Gilbert 12-A Water Reserve	07/27/12				26,104.59			
Gilbert 12-B Water Reserve	07/27/12				52,331.97			
Gilbert 12-C Water Revenue	07/27/12	0.000 - 0.000	983,500	715,246	2,776.17	06/52	UNB	JK
Gilbert 12-C Water Reserve	07/27/12				27,133.02			
Gilbert 19-A Water Reserve	11/25/19				4,937.57			
Gilmer County PSD 05-A Water Revenue	04/19/05	0.000 - 0.000	1,470,000	792,272	4,432.32	03/45	UNB	S&J
Gilmer County PSD 05-A Water Reserve	04/19/05				41,643.57			
Gilmer County PSD 05-B Water Revenue	04/19/05	0.000 - 0.000	1,639,000	669,242	6,923.83	09/36	BPH	S&J
Gilmer County PSD 05-B Water Reserve	04/19/05				59,599.96			
Gilmer County PSD 08-A Water Revenue	04/16/08	0.000 - 0.000	1,325,000	817,364	3,767.91	03/48	UNB	S&J
Gilmer County PSD 08-A Water Reserve	04/16/08				36,436.21			
Gilmer County PSD 13-A Water Revenue	05/24/13	0.000 - 0.000	1,725,000	1,178,750	7,209.51	12/44	BPH	S&J
Gilmer County PSD 13-A Water Reserve	05/24/13				58,767.27			
Gilmer County PSD 16-A Water Revenue	10/06/16	1.000 - 1.000	160,000	136,570	534.99	09/56	UNB	S&J
Gilmer County PSD 16-A Water Reserve	09/01/17				4,959.60			
Gilmer County PSD 21-A Water Refunding Revenue	11/16/21	2.210 - 2.210	303,000	251,839	2,518.22	08/34	Truist Govrn	S&J
Gilmer County PSD 21-A Water Refunding Reserve	11/16/21				30,188.47			

ACCOUNT NAME	ISSUE DATE	INTEREST	ORIGINAL ISSUANCE	6/30/2024 OUSTANDING	6/30/2024 ACCT BALANCE	LAST DEBT	PAYING AGENT	BOND COUNSEL
Gilmer County PSD 21-B Water Refunding Revenue	11/16/21	1.790 - 1.790	1,259,900	904,142	15,274.95	02/30	Truist Govrn	S&J
Gilmer County PSD 21-B Water Refunding Reserve	11/16/21				140,259.02			
Glen Dale 20 Sewer Revenue	03/18/20	4.000 - 4.000	438,312	277,243	5,675.43	12/29	WESBK-WHEEL	BR
Glen Dale 20 Sewer Reserve	03/18/20				24,047.70			
Glen Dale 11-A Water Reserve	04/21/11				95,816.09			
Glen Dale 98-A Water Revenue	08/26/98	6.250 - 6.250	500,000	288,927	19,269.26	10/35	BNY	S&J
Glen Dale 98-A Water Reserve	08/26/98				35,873.55			
Grafton 15-A Hospital Reserve	10/28/15				150,173.05			
Grafton 15-B Hospital Reserve	10/28/15				32,477.32			
Grafton 00 Water & Sewer System Design Revenue	07/07/00	0.000 - 0.000	718,500	167,636	7,024.77	06/31	DEP	S&J
Grafton 00 Water & Sewer System Design Reserve	07/07/00				28,129.97			
Grafton 05-A Water & Sewer Revenue	12/19/05	0.000 - 0.000	4,227,582	1,937,632	41,624.24	03/38	DEP	S&J
Grafton 05-A Water & Sewer Reserve	12/19/05				153,846.65			
Grafton 94 Water & Sewer Revenue	07/27/94	6.750 - 6.750	2,830,000	1,472,598	154,555.97	10/33	BNY	S&J
Grafton 94 Water & Sewer Reserve	07/27/94				212,810.88			
Grandview-Doolin PSD 00-A Water Revenue	05/02/00	0.000 - 0.000	1,483,979	358,614	15,337.41	09/31	BPH	S&J
Grandview-Doolin PSD 00-A Water Reserve	05/02/00				57,057.12			
Grandview-Doolin PSD 00-B Water Revenue	05/02/00	0.000 - 0.000	3,305,290	1,352,157	17,236.89	03/40	UNB	S&J
Grandview-Doolin PSD 00-B Water Reserve	05/02/00				99,023.20			
Grandview-Doolin PSD 14-A Water Revenue	11/20/14	1.000 - 1.000	7,999,678	6,569,398	27,510.46	09/54	UNB	S&J
Grandview-Doolin PSD 14-A Water Reserve	11/20/14				223,735.07			
Grandview-Doolin PSD 22-A Water Revenue	09/14/22	2.000 - 2.000	163,500	155,044	800.21	03/53	UNB	S&J
Grandview-Doolin PSD 22-A Water Reserve	09/14/22				1,000.72			
Grant County PSD 05-A Water Revenue	07/28/05	0.000 - 0.000	1,833,369	993,568	9,890.24	06/45	UNB	JK
Grant County PSD 05-A Water Reserve	07/28/05				53,152.74			
Grant County PSD 08-A Water Reserve	03/27/08				26,806.92			
Grant County PSD 11-A Water Revenue	03/22/11	3.000 - 3.000	328,300	155,168	2,640.65	06/32	UNB	S&J
Grant County PSD 11-A Water Reserve	03/22/11				22,483.35			
Grant County PSD 11-B Water Revenue	03/22/11	1.000 - 1.000	115,000	73,086	481.78	06/42	UNB	S&J

ACCOUNT NAME	ISSUE DATE	INTEREST	ORIGINAL ISSUANCE	6/30/2024 OUSTANDING	6/30/2024 ACCT BALANCE	LAST DEBT	PAYING AGENT	BOND COUNSEL
Grant County PSD 11-B Water Reserve	03/22/11				4,563.12			
Grant County PSD 16-A Water Refunding Revenue	06/23/16	2.970 - 2.970	126,000	2,956	3,223.61	08/24	SUMMIT CM B	S&J
Grant County PSD 16-B Water Refunding Revenue	06/23/16	3.310 - 3.310	119,600	60,292	1,026.89	09/30	SUMMIT CM B	S&J
Grant County PSD 16-B Water Refunding Reserve	06/23/16				12,029.47			
Grant County PSD 16-C Water Refunding Revenue	06/23/16	3.340 - 3.340	337,000	182,973	2,761.28	08/31	SUMMIT CM B	S&J
Grant County PSD 16-C Water Refunding Reserve	06/23/16				32,346.47			
Grant County PSD 24 Water Reserve	01/11/24				0.00			
Grant County PSD 99 Water Reserve	02/25/99				108,313.29			
Grant Town 10-A Water Revenue	07/20/10	0.000 - 0.000	1,610,000	1,069,632	4,328.57	06/50	UNB	S&J
Grant Town 10-A Water Reserve	07/20/10				45,602.45			
Grantsville 09-A Sewer Revenue	11/12/09	0.000 - 0.000	343,361	225,171	1,590.05	09/49	DEP	S&J
Grantsville 09-A Sewer Reserve	11/12/09				10,356.05			
Grantsville 15-A Sewer Reserve	05/15/15				7,124.28			
Grantsville 15-B Sewer Reserve	05/15/15				2,077.91			
Grantsville 11-A Water Reserve	12/27/11				48,745.68			
Grantsville 21-A Water Reserve	08/16/21				5,085.08			
Grantsville 91 Water Reserve	02/27/91				4,842.72			
Grantsville 91 Water Depreciation	02/27/91				6,682.69			
Greater Harrison County PSD 03-A Sewer Revenue	06/26/03	0.000 - 0.000	1,981,165	977,695	6,113.12	06/43	DEP	S&J
Greater Harrison County PSD 03-A Sewer Reserve	06/26/03				59,253.61			
Greater Harrison County PSD 03-B Sewer Revenue	06/26/03	0.000 - 0.000	4,130,000	2,038,182	11,634.78	06/43	UNB	S&J
Greater Harrison County PSD 03-B Sewer Reserve	06/26/03				123,518.04			
Greater Harrison County PSD 08-A Sewer Revenue	10/27/08	0.000 - 0.000	943,500	586,656	2,677.66	09/48	UNB	S&J
Greater Harrison County PSD 08-A Sewer Reserve	10/27/08				26,983.06			
Greater Harrison County PSD 16-A Sewer Revenue	07/20/16	0.000 - 0.000	2,460,423	2,000,523	7,760.44	12/54	DEP	S&J
Greater Harrison County PSD 16-A Sewer Reserve	07/20/16				50,952.41			
Greater Harrison County PSD 19-A Sewer Reserve	08/26/19				119,914.13			
Greater Harrison County PSD 19-B Sewer Reserve	08/26/19				25,548.95			
Greater Harrison County PSD 19-C Sewer Revenue	08/26/19	0.250 - 0.250	9,878,500	9,805,004	6,701.24	06/57	DEP	S&J

ACCOUNT NAME	ISSUE DATE	INTEREST	ORIGINAL ISSUANCE	6/30/2024 OUSTANDING	6/30/2024 ACCT BALANCE	LAST DEBT	PAYING AGENT	BOND COUNSEL
Greater Harrison County PSD 19-C Sewer Reserve	08/26/19				97,357.76			
Greater Harrison County PSD 20-A Sewer Revenue	07/30/20	0.250 - 0.250	7,424,500	7,051,067	21,210.72	06/60	DEP	S&J
Greater Harrison County PSD 20-A Sewer Reserve	07/30/20				44,852.38			
Greater Harrison County (Grant Un) PSD 86-A Sewer Revenue	11/06/86	8.380 - 8.380	1,758,771	395,833	109,881.53	10/26	BNY	S&J
Greater Harrison County PSD 86-A S Reserve (R)*	11/06/86				168,657.74			
Greater Harrison County (Grant Un) PSD 86-B Sewer Revenue	11/06/86	0.000 - 0.000	431,387	34,057	9,438.54	10/26	BNY	S&J
Greater Harrison County PSD 86-B S Reserve (R)*	11/06/86				13,076.98			
Greater Harrison County (Grant Un) PSD 90-A Sewer Revenue	04/06/90	7.850 - 7.850	285,908	110,002	14,954.27	10/29	BNY	S&J
Greater Harrison County PSD 90-A S Reserve (R)*	04/06/90				25,838.32			
Greater Harrison County (Grant Un) PSD 90-B Sewer Revenue	04/06/90	0.000 - 0.000	13,342	2,053	284.25	10/29	BNY	S&J
Greater Harrison County PSD 90-B Sewer Res (R)*	04/06/90				393.82			
Greater Harrison County PSD 04-A Water Revenue	07/27/04	0.000 - 0.000	703,000	365,194	2,189.67	06/44	UNB	S&J
Greater Harrison County PSD 04-A Water Reserve	07/27/04				21,025.23			
Greater Harrison County PSD 06-A Water Revenue	03/29/06	0.000 - 0.000	1,250,000	701,580	3,506.41	03/46	UNB	S&J
Greater Harrison County PSD 06-A Water Reserve	03/29/06				36,992.81			
Greater Harrison County PSD 09-A Water Revenue	03/16/09	0.000 - 0.000	1,500,000	958,032	4,192.16	03/49	UNB	S&J
Greater Harrison County PSD 09-A Water Reserve	03/16/09				44,606.12			
Greater Harrison County PSD 14-A Water Reserve	12/05/14				153,686.35			
Greater Marion PSD 00 Sewer Revenue	12/11/00	0.000 - 0.000	400,000	96,657	1,642.30	09/31	DEP	S&J
Greater Marion PSD 00 Sewer Reserve (R)*	12/11/00				15,348.24			
Greater Marion PSD 13-A Sewer Revenue	02/01/13	0.000 - 0.000	1,663,080	1,553,284	3,375.48	12/52	DEP	S&J
Greater Marion PSD 13-A Sewer Reserve	02/01/13				31,274.41			
Greater Marion PSD 99-B Sewer Revenue	06/23/99	0.000 - 0.000	1,700,000	658,040	7,567.85	06/39	UNB	S&J
Greater Marion PSD 99-B Sewer Reserve (R)*	06/23/99				47,668.84			
Greater Paw Paw Sanitary Dist 18-A Sewer Revenue	05/03/18	0.750 - 0.750	2,960,000	2,489,925	12,585.16	03/48	DEP	S&J
Greater Paw Paw Sanitary Dist 18-A Sewer Reserve	05/03/18				60,834.80			
Greater Paw Paw Sanitary Dist 87-A Sewer Revenue	04/07/87	8.380 - 8.380	1,548,258	348,460	92,622.81	10/26	BNY	S&J
Greater Paw Paw Sanitary Dist 87-A Sewer Reserve	04/07/87				142,273.30			
Greater Paw Paw Sanitary Dist 87-B Sewer Revenue	04/07/87	0.000 - 0.000	379,753	29,981	7,703.87	10/26	BNY	S&J

ACCOUNT NAME	ISSUE DATE	INTEREST	ORIGINAL ISSUANCE	6/30/2024 OUSTANDING	6/30/2024 ACCT BALANCE	LAST DEBT	PAYING AGENT	BOND COUNSEL
Greater Paw Paw Sanitary Dist 87-B Sewer Reserve	04/07/87				10,482.54			
Greater Paw Paw Sanitary Dist 92-A Sewer Revenue	04/22/92	7.750 - 7.750	483,871	230,079	22,216.33	10/31	BNY	S&J
Greater Paw Paw Sanitary Dist 92-A Sewer Reserve	04/22/92				41,623.43			
Greater Paw Paw Sanitary Dist 92-B Sewer Revenue	04/22/92	0.000 - 0.000	16,129	3,309	320.44	10/31	BNY	S&J
Greater Paw Paw Sanitary Dist 92-B Sewer Reserve	04/22/92				434.52			
Greater St Albans PSD 07-A Sewer Revenue	08/28/07	0.000 - 0.000	1,850,000	894,146	6,841.62	12/38	DEP	S&J
Greater St Albans PSD 07-A Sewer Reserve	08/28/07				70,934.79			
Greater St Albans PSD 10-A Sewer Revenue	01/29/10	0.000 - 0.000	1,276,820	856,801	3,659.44	12/49	DEP	S&J
Greater St Albans PSD 10-A Sewer Reserve	01/29/10				38,663.06			
Greater St Albans PSD 10-C Sewer Revenue	01/29/10	0.000 - 0.000	5,000,000	3,355,250	13,572.80	12/49	UNB	S&J
Greater St Albans PSD 10-C Sewer Reserve	01/29/10				151,385.43			
Greater St Albans PSD 16-A Sewer Revenue	06/17/16	0.500 - 0.500	16,354,939	14,283,886	65,407.75	09/46	DEP	S&J
Greater St Albans PSD 16-A Sewer Reserve	06/17/16				883,612.23			
Greater St Albans PSD 90-A Sewer Revenue	08/24/90	8.100 - 8.100	3,079,067	1,212,317	170,409.09	10/29	BNY	VLF
Greater St Albans PSD 90-A Sewer Reserve	08/24/90				270,167.62			
Greater St Albans PSD 90-B Sewer Revenue	08/24/90	0.000 - 0.000	139,054	21,956	3,816.09	10/29	BNY	VLF
Greater St Albans PSD 90-B Sewer Reserve	08/24/90				4,233.34			
Green Valley-Glenwood PSD 10-A Sewer Refunding Revenue	12/29/10	3.630 - 3.630	1,290,000	104,071	36,486.12	05/25	Truist Govrn	S&J
Green Valley-Glenwood PSD 10-A Sewer Ref Reserve	12/29/10				133,052.27			
Green Valley-Glenwood PSD 14-A Sewer Refunding Revenue	07/23/14	0.500 - 0.500	890,330	644,289	3,873.09	09/45	DEP	S&J
Green Valley Glenwood PSD 14-A Sewer Ref Reserve	07/23/14				31,251.12			
Green Valley Glenwood PSD 17-A Sewer Ref Revenue	12/21/17	2.100 - 4.000	3,230,000	2,645,000	83,992.50	12/41	DTC	S&J
Green Valley Glenwood PSD 17-A Sewer Ref Reserve	12/21/17				241,510.77			
Green Valley Glenwood PSD 17-B Sewer Ref Revenue	12/21/17	3.000 - 3.625	400,000	305,000	11,284.32	12/36	DTC	S&J
Green Valley Glenwood PSD 17-B Sewer Ref Reserve	12/21/17				29,908.44			
Green Valley-Glenwood PSD 98-B Sewer Revenue	11/25/98	0.000 - 0.000	317,500	115,995	1,674.09	09/38	UNB	S&J
Green Valley-Glenwood PSD 98-B Sewer Reserve	11/25/98				10,466.83			
Green Valley-Glenwood PSD 05-A Water Reserve	07/08/05				78,819.75			
Green Valley-Glenwood PSD 05-B Water Reserve	07/08/05				37,431.12			

ACCOUNT NAME	ISSUE DATE	INTEREST	ORIGINAL ISSUANCE	6/30/2024 OUSTANDING	6/30/2024 ACCT BALANCE	LAST DEBT	PAYING AGENT	BOND COUNSEL
Green Valley-Glenwood PSD 16-A Water Reserve	08/19/16				388,951.24			
Greenbrier County PSD #2 97-B Sewer Revenue	12/11/97	0.000 - 0.000	755,000	259,681	5,389.06	12/37	UNB	S&J
Greenbrier County PSD #2 97-B Sewer Reserve	12/11/97				25,778.06			
Greenbrier County PSD #2 18-A Water Revenue	05/31/18	0.500 - 0.500	6,015,000	5,169,215	23,311.20	12/49	BPH	JK
Greenbrier County PSD #2 18-A Water Reserve	05/31/18				106,245.98			
Greenbrier PSD #1 17-A Sewer Refunding Revenue	05/11/17	2.000 - 3.750	5,435,000	4,745,000	157,967.71	10/47	DTC	JK
Greenbrier PSD #1 17-A Sewer Refunding Reserve	05/11/17				306,049.10			
Greenbrier PSD #1 22-A Sewer Revenue	12/21/22	4.625 - 5.000	9,290,000	9,290,000	253,756.57	10/52	DTC	JK
Greenbrier PSD #1 22-A Sewer Reserve	12/22/22				0.00		SB	10/01/2052
Greenbrier PSD #1 22-A Sewer Capitalized Interest	12/22/22				85,854.92			
Hammond PSD 02-A Water Revenue	04/16/02	0.000 - 0.000	472,620	213,732	3,840.37	03/42	UNB	S&J
Hammond PSD 02-A Water Reserve	04/16/02				13,070.16			
Hammond PSD 17-B Water Refunding Revenue	02/28/17	3.900 - 3.900	785,000	527,233	6,249.98	09/34	OVB	S&J
Hammond PSD 17-B Water Refunding Reserve	02/28/17				66,451.87			
Hampshire County EDA 22 Remediation Note	05/26/22	0.750 - 0.750	190,560	190,560	0.00	09/34	DEP	HS
Hampshire County Schools 21 GO	05/20/21	1.000 - 2.000	26,200,000	19,060,000	367,733.05	06/31	DTC	S&J
Hampshire County Schools 21 GO Sur Col	05/20/21				1,134,082.54			
Hamrick PSD 09-A Sewer Revenue	12/04/09	0.000 - 0.000	215,781	116,871	753.72	09/40	DEP	S&J
Hamrick PSD 09-A Sewer Reserve	12/04/09				8,299.82			
Hamrick PSD 98-B Sewer Revenue	01/20/98	2.000 - 2.000	1,550,000	682,647	9,015.98	12/37	UNB	S&J
Hamrick PSD 98-B Sewer Reserve	01/20/98				59,391.43			
Hamrick PSD 03-A Water Revenue	03/31/03	0.000 - 0.000	760,000	246,987	3,768.75	03/34	BPH	S&J
Hamrick PSD 03-A Water Reserve	03/31/03				29,189.05			
Hamrick PSD 17-A Water Revenue	01/17/17	1.000 - 1.000	4,150,000	3,603,428	18,407.38	12/56	UNB	S&J
Hamrick PSD 17-A Water Reserve	01/17/17				138,918.78			
Hancock County PSD 02 Sewer Revenue	08/01/02	0.000 - 0.000	1,000,000	467,532	5,323.39	06/42	UNB	S&J
Hancock County PSD 02 Sewer Reserve	08/01/02				29,840.43			
Hancock County PSD 04-A Sewer Revenue	06/08/04	0.000 - 0.000	899,699	458,445	10,201.51	06/44	DEP	S&J
Hancock County PSD 04-A Sewer Reserve	06/08/04				23,542.53			

ACCOUNT NAME	ISSUE DATE	INTEREST	ORIGINAL ISSUANCE	6/30/2024 OUSTANDING	6/30/2024 ACCT BALANCE	LAST DEBT	PAYING AGENT	BOND COUNSEL
Hancock County PSD 08-A Sewer Revenue	08/12/08	0.000 - 0.000	4,569,751	3,276,225	32,244.09	06/35	DEP	S&J
Hancock County PSD 08-A Sewer Reserve	08/12/08				333,010.52			
Hancock County PSD 08-B Sewer Revenue	08/12/08	0.000 - 0.000	5,468,620	3,453,852	15,312.99	06/48	UNB	S&J
Hancock County PSD 08-B Sewer Reserve	08/12/08				165,121.20			
Hancock County PSD 17-A Sewer Revenue	12/21/17	0.250 - 0.250	5,550,000	4,919,942	15,995.75	12/57	DEP	JK
Hancock County PSD 17-A Sewer Reserve	12/21/17				75,315.96			
Hancock County PSD 22-A Sewer Revenue	08/25/22	1.750 - 1.750	556,160	455,091	6,513.47	06/52	DEP	JK
Hancock County PSD 22-A Sewer Reserve	08/25/22				2,724.79			
Hancock County PSD 95-A Sewer Revenue	12/07/95	6.750 - 6.750	289,532	152,466	14,851.87	10/33	BNY	S&J
Hancock County PSD 95-A Sewer Reserve (R)*	12/07/95				23,405.40			
Hancock County PSD 95-B Sewer Revenue	12/07/95	6.250 - 6.250	1,080,088	616,208	50,167.00	10/35	BNY	S&J
Hancock County PSD 95-B Sewer Reserve (R)*	12/07/95				81,273.50			
Hancock County Schools 19 Refunding GO	12/17/19	2.497 - 4.114	30,955,000	23,520,000	297,625.11	05/36	DTC & KeyBank	D&S
Hancock County Schools 19 GO Surplus Collections	12/17/19				1,712,842.83			
Handley 90-A Sewer Revenue	07/27/90	8.100 - 8.100	155,251	61,127	7,708.13	10/29	BNY	VLF
Handley 90-A Sewer Reserve	07/27/90				13,440.35			
Handley 90-B Sewer Revenue	07/27/90	0.000 - 0.000	7,011	1,107	144.33	10/29	BNY	VLF
Handley 90-B Sewer Reserve	07/27/90				187.48			
Hardy County PSD 14-A Sewer Revenue	03/07/14	0.000 - 0.000	1,271,950	976,515	3,592.51	06/30	UNB	S&J
Hardy County PSD 14-A Sewer Reserve	03/07/14				32,930.61			
Hardy County PSD 01-A Water Reserve	09/18/01				38,701.13			
Hardy County PSD 02-A Water Revenue	03/19/02	0.000 - 0.000	1,215,824	556,925	3,857.74	03/42	UNB	S&J
Hardy County PSD 02-A Water Reserve	03/19/02				36,174.89			
Hardy County PSD 03-A Water Revenue	07/30/03	0.000 - 0.000	534,200	261,930	1,697.76	06/43	UNB	S&J
Hardy County PSD 03-A Water Reserve	07/30/03				15,879.93			
Hardy County PSD 08-A Water Reserve	10/14/08				131,225.81			
Hardy County PSD 10-A Water Revenue	09/30/10	0.000 - 0.000	1,641,250	1,119,008	4,668.91	09/50	UNB	S&J
Hardy County PSD 10-A Water Reserve	09/30/10				49,182.78			
Hardy County PSD 17-A Water Refunding Revenue	04/19/17	2.950 - 2.950	139,000	61,596	1,351.68	02/29	CVB	S&J

ACCOUNT NAME	ISSUE DATE	INTEREST	ORIGINAL ISSUANCE	6/30/2024 OUSTANDING	6/30/2024 ACCT BALANCE	LAST DEBT	PAYING AGENT	BOND COUNSEL
Hardy County PSD 17-A Water Refunding Reserve	04/19/17				14,528.75			
Hardy County PSD 17-B Water Refunding Revenue	04/19/17	3.300 - 3.300	26,000	13,438	236.22	06/30	CVB	S&J
Hardy County PSD 17-B Water Refunding Reserve	04/19/17				2,539.05			
Hardy County PSD 17-C Water Refunding Revenue	04/19/17	3.150 - 3.150	208,000	129,632	1,595.40	05/33	CVB	S&J
Hardy County PSD 17-C Water Refunding Reserve	04/19/17				17,147.18			
Hardy County PSD 17-D Water Refunding Revenue	04/19/17	3.250 - 3.250	422,900	292,126	2,930.22	11/35	GCB	S&J
Hardy County PSD 17-D Water Refunding Reserve	04/19/17				31,493.38			
Hardy County PSD 17-E Water Refunding Revenue	04/19/17	3.400 - 3.400	430,400	312,832	2,848.39	06/37	GCB	S&J
Hardy County PSD 17-E Water Refunding Reserve	04/19/17				30,614.48			
Hardy County PSD 20-A Water Reserve	02/10/20				18,068.26			
Hardy County PSD 22-A Water Reserve	12/15/22				7,152.02			
Hardy County Schools 12 GO	10/25/12	2.000 - 3.000	21,545,000	9,025,000	120,717.61	06/30	DTC	BR
Hardy County Schools 12 GO Sur Col	10/25/12				1,379,836.80			
Harman 08-A Sewer Revenue	11/07/08	0.000 - 0.000	300,000	191,430	831.07	09/48	UNB	S&J
Harman 08-A Sewer Reserve	11/07/08				8,624.87			
Harman 16-A Water Revenue	08/19/16	0.000 - 0.000	3,435,000	2,892,624	9,532.78	06/56	UNB	S&J
Harman 16-A Water Reserve	08/16/16				59,575.24			
Harpers Ferry 08-A Water Reserve	03/13/08				18,766.30			
Harpers Ferry 21-A Water Reserve	03/11/21				78,981.19			
Harpers Ferry 86-A Water Revenue	12/19/86	8.380 - 8.380	611,912	137,718	44,444.46	10/26	BNY	S&J
Harpers Ferry 86-A Water Reserve	12/19/86				55,251.56			
Harpers Ferry 86-B Water Revenue	12/19/86	0.000 - 0.000	150,088	11,849	12,440.76	10/26	BNY	S&J
Harpers Ferry-Bolivar PSD 09-A Sewer Revenue	07/21/09	0.000 - 0.000	629,612	204,621	3,908.42	12/30	DEP	JK
Harpers Ferry-Bolivar PSD 09-A Sewer Reserve	07/21/09				36,150.76			
Harpers Ferry-Bolivar PSD 18-A Sewer Revenue	01/26/18	2.500 - 2.500	2,851,702	2,224,344	22,332.86	12/37	DEP	JK
Harpers Ferry-Bolivar PSD 18-A Sewer Reserve	01/26/18				102,133.57			
Harrisville 08-A Sewer Reserve	11/20/08				23,704.12			
Harrisville 13-A Sewer Reserve	12/13/13				4,382.48			
Harrisville 13-B Sewer Reserve	12/13/13				82,307.36			

ACCOUNT NAME	ISSUE DATE	INTEREST	ORIGINAL ISSUANCE	6/30/2024 OUSTANDING	6/30/2024 ACCT BALANCE	LAST DEBT	PAYING AGENT	BOND COUNSEL
Harrisville 90 Sewer Reserve	04/17/90				36,742.60			
Harrisville 08-A Water Reserve	08/15/08				38,901.18			
Harrisville 08-B Water Reserve	09/18/08				15,291.87			
Harrisville 12-A Water Reserve	02/03/12				16,263.48			
Harrisville 14-A Water Reserve	07/25/14				19,858.23			
Harrisville 14-B Water Revenue	07/25/14	1.000 - 1.000	290,000	233,956	976.80	06/54	UNB	JK
Harrisville 14-B Water Reserve	07/25/14				8,802.53			
Hartford 15-A Water Revenue	08/18/15	0.500 - 0.500	207,136	153,234	1,286.48	03/46	BPH	S&J
Hartford 15-A Water Reserve	08/18/15				6,819.51			
Hartford 18-A Water Revenue	06/27/18	0.500 - 0.500	1,425,864	1,214,099	5,847.93	09/49	BPH	S&J
Hartford 18-A Water Reserve	06/27/18				56,811.11			
Hillsboro 86-A Sewer Revenue	05/30/86	9.750 - 9.750	280,400	49,037	23,814.59	10/25	BNY	LFG
Hillsboro 86-A Sewer Reserve	05/30/86				28,916.41			
Hillsboro 86-B Sewer Revenue	05/30/86	0.000 - 0.000	139,600	7,347	7,668.20	10/25	BNY	LFG
Hinton 04-A Sewer Revenue	03/30/04	0.000 - 0.000	490,000	248,141	5,831.12	03/44	DEP	S&J
Hinton 04-A Sewer Reserve	03/30/04				12,900.30			
Hinton 12-A Sewer Revenue	08/29/12	0.000 - 0.000	1,228,000	893,089	3,418.57	06/52	DEP	S&J
Hinton 12-A Sewer Reserve	08/29/12				33,747.81			
Hinton 23-A Sewer Revenue	11/29/23	1.750 - 1.750	738,150	409,649	0.00	06/55	DEP	S&J
Hinton 23-A Sewer Reserve	11/29/23				0.00			
Hinton 90-A Sewer Revenue	06/14/90	7.850 - 7.850	637,262	245,184	37,001.02	10/29	BNY	S&J
Hinton 90-A Sewer Reserve	06/14/90				56,880.50			
Hinton 90-B Sewer Revenue	06/14/90	0.000 - 0.000	29,738	4,575	1,653.96	10/29	BNY	S&J
Hinton 90-B Sewer Reserve	06/14/90				829.58			
Hodgesville PSD 02-A Water Reserve	12/18/02				97,790.10			
Hodgesville PSD 11-A Water Reserve	04/14/11				74,160.00			
Hughes River Water 08-A Water Reserve	12/18/08				21,988.50			
Hughes River Water 08-B Water Reserve	12/18/08				6,396.84			
Huntington 10-A Sewer Revenue	01/12/10	2.000 - 2.000	4,022,945	1,325,181	54,614.21	03/30	DEP	S&J

ACCOUNT NAME	ISSUE DATE	INTEREST	ORIGINAL ISSUANCE	6/30/2024 OUSTANDING	6/30/2024 ACCT BALANCE	LAST DEBT	PAYING AGENT	BOND COUNSEL
Huntington 10-A Sewer Reserve	01/12/10				251,110.37			
Huntington 10-B Sewer Revenue	11/10/10	2.000 - 2.000	2,622,055	1,107,522	26,479.77	12/31	DEP	S&J
Huntington 10-B Sewer Reserve	11/10/10				177,027.87			
Huntington 15-A Sewer Revenue	03/26/15	2.000 - 3.750	5,630,000	4,060,000	237,904.50	11/35	DTC	S&J
Huntington 15-A Sewer Reserve	03/26/15				474,926.01			
Huntington 22-A Sewer Refunding Revenue	11/30/22	4.390 - 4.390	6,170,000	5,769,754	50,349.37	02/38	Truist Govrn	S&J
Huntington 22-A Sewer Refunding Reserve	11/30/22				89,319.92			
Huntington 23 Stormwater Refunding BAN	04/27/23	3.990 - 3.990	4,000,000	4,000,000	14,076.78	05/26	UB -Parkersburg	S&J
Hurricane 05-B Sewer Revenue	08/09/05	3.000 - 3.000	1,114,236	171,433	180,469.40	10/25	BNY	S&J
Hurricane 05-C Sewer Revenue	08/09/05	5.000 - 5.000	485,764	74,738	78,677.49	10/25	BNY	S&J
Hurricane 21-A Sewer Refunding Revenue	04/28/21	1.600 - 1.600	3,340,000	1,734,194	93,666.00	08/27	Truist Govrn	S&J
Hurricane 21-A Sewer Refunding Reserve	04/28/21				347,384.21			
Hurricane 94 Water Revenue	05/05/94	6.750 - 6.750	1,100,000	572,388	55,511.12	10/33	BNY	S&J
Hurricane 94 Water Reserve	05/05/94				82,718.36			
Huttonsville PSD 03-A Sewer Revenue	06/03/03	0.000 - 0.000	3,934,000	1,706,662	12,792.37	03/39	UNB	JK
Huttonsville PSD 03-A Sewer Reserve	06/06/03				133,228.65			
Huttonsville PSD 03-B Sewer Reserve	06/06/03				31,121.43			
Huttonsville PSD 11-A Sewer Reserve	04/25/11				53,319.04			
Huttonsville PSD 11-B Sewer Revenue	04/25/11	0.000 - 0.000	800,000	559,420	2,286.38	03/51	UNB	S&J
Huttonsville PSD 11-B Sewer Reserve	04/25/11				24,088.40			
Huttonsville PSD 11-C Sewer Revenue	04/25/11	0.000 - 0.000	200,000	139,740	569.78	03/51	UNB	S&J
Huttonsville PSD 11-C Sewer Reserve	04/25/11				6,032.72			
Huttonsville PSD 21-A Sewer Revenue	04/15/21	0.250 - 0.250	233,128	215,835	681.57	03/60	DEP	S&J
Huttonsville PSD 21-A Sewer Reserve	04/15/21				2,081.24			
Huttonsville PSD 22-A Sewer Revenue	06/16/22	0.250 - 0.250	1,266,872	1,241,658	3,248.70	06/62	DEP	S&J
Huttonsville PSD 22-A Sewer Reserve	06/16/22				2,916.67			
Huttonsville PSD 00-A Water Reserve (R)*	07/27/00				43,921.97			
Huttonsville PSD 04-A Water Revenue	08/25/04	0.000 - 0.000	952,000	497,778	2,910.15	06/44	UNB	JK
Huttonsville PSD 04-A Water Reserve (R)*	08/25/04				28,652.20			

ACCOUNT NAME	ISSUE DATE	INTEREST	ORIGINAL ISSUANCE	6/30/2024 OUSTANDING	6/30/2024 ACCT BALANCE	LAST DEBT	PAYING AGENT	BOND COUNSEL
Huttonsville PSD 04-B Water Reserve (R)*	08/24/04				24,031.39			
Huttonsville PSD 12-A Water Revenue	08/07/12	0.000 - 0.000	244,500	152,790	981.36	03/43	BPH	S&J
Huttonsville PSD 12-A Water Reserve (R)*	08/07/12				8,850.08			
Huttonsville PSD 12-B Water Reserve	12/18/12				241,281.93			
Huttonsville PSD 12-C Water Revenue	12/18/12	0.000 - 0.000	1,085,000	808,412	3,090.13	12/52	UNB	S&J
Huttonsville PSD 12-C Water Reserve	12/18/12				29,254.59			
Huttonsville PSD 12-D Water Revenue	12/18/12	1.000 - 1.000	1,100,000	858,179	3,816.99	12/52	UNB	S&J
Huttonsville PSD 12-D Water Reserve	12/18/12				35,571.62			
Huttonsville PSD 12-E Water Revenue	12/18/12	0.000 - 0.000	1,700,000	1,627,178	1,025.99	09/45	UNB	S&J
Huttonsville PSD 12-E Water Reserve	12/18/12				46,624.13			
Huttonsville PSD 15-A Water Reserve	06/05/15				56,008.21			
Huttonsville PSD 15-B Water Revenue	06/05/15	0.000 - 0.000	3,655,500	2,772,073	15,166.33	03/47	BPH	S&J
Huttonsville PSD 15-B Water Reserve	06/05/15				140,293.40			
Huttonsville PSD 96 Water Reserve (R)*	06/07/96				60,078.95			
Huttonsville 14-A Water Revenue	08/18/14	1.000 - 1.000	576,000	467,165	1,958.37	06/54	UNB	S&J
Huttonsville 14-A Water Reserve	08/18/14				17,057.60			
Jane Lew PSD 05-A Sewer Revenue	07/19/05	0.000 - 0.000	959,015	516,393	2,814.10	06/45	UNB	S&J
Jane Lew PSD 05-A Sewer Reserve	07/19/05				28,296.13			
Jane Lew PSD 13-A Sewer Revenue	05/06/13	0.000 - 0.000	5,167,000	3,883,666	15,098.14	03/53	UNB	S&J
Jane Lew PSD 13-A Sewer Reserve	05/06/13				138,065.26			
Jane Lew PSD 09-A Water Revenue	10/23/09	0.000 - 0.000	429,399	236,149	2,853.44	12/40	BPH	S&J
Jane Lew PSD 09-A Water Reserve	10/23/09				15,638.69			
Jane Lew PSD 21 Water Refunding Revenue	09/10/21	3.700 - 3.700	484,776	446,266	2,828.59	12/44	OVB	BR
Jane Lew PSD 21 Water Refunding Reserve	09/10/21				33,910.41			
Jefferson County Schools 21 GO	05/27/21	2.000 - 3.000	43,735,000	36,555,000	406,956.26	06/36	DTC	BR
Jefferson County Schools 21 GO Sur Col	05/27/21				1,245,971.80			
Junior 04-A Sewer Revenue	10/25/04	0.000 - 0.000	902,250	345,863	2,699.21	12/35	DEP	S&J
Junior 04-A Sewer Reserve	10/25/04				30,076.80			
Junior 12-A Sewer Reserve	06/21/12				8,292.00			

ACCOUNT NAME	ISSUE DATE	INTEREST	ORIGINAL ISSUANCE	6/30/2024 OUSTANDING	6/30/2024 ACCT BALANCE	LAST DEBT	PAYING AGENT	BOND COUNSEL
Junior 09-A Water Revenue	09/10/09	0.000 - 0.000	690,000	449,592	3,488.79	09/49	UNB	S&J
Junior 09-A Water Reserve	09/10/09				20,567.45			
Justice PSD 93 Water Revenue	11/24/93	6.750 - 6.750	439,000	227,215	16,314.70	10/33	BNY	JK
Justice PSD 93 Water Reserve	11/24/93				31,978.00			
Kanawha Falls PSD 03-A Sewer Revenue	11/06/03	0.000 - 0.000	1,990,400	713,201	9,386.03	03/35	DEP	JK
Kanawha Falls PSD 03-A Sewer Reserve	11/06/03				75,121.48			
Kanawha Falls PSD 20-A Sewer Revenue	08/20/20	1.500 - 1.500	7,261,790	6,822,995	47,377.41	03/52	DEP	S&J
Kanawha Falls PSD 20-A Sewer Reserve	08/20/20				75,888.19			
Kanawha Falls PSD 02-A Water Reserve	02/22/02				25,180.42			
Kanawha (UKV) PSD 02-A Sewer Revenue	03/15/02	0.500 - 0.500	300,000	83,803	1,212.11	03/32	UNB	S&J
Kanawha (UKV) PSD 02-A Sewer Reserve	03/15/02				11,327.84			
Kanawha (Chelyan) PSD 02 Sewer Revenue	06/04/02	0.000 - 0.000	3,118,574	1,458,035	8,801.28	06/42	UNB	G&G
Kanawha (Chelyan) PSD 02 Sewer Reserve	06/04/02				83,926.35			
Kanawha (Chelyan) PSD 09-A Sewer Revenue	12/15/09	0.000 - 0.000	2,761,569	1,001,052	16,523.81	09/31	DEP	JK
Kanawha (Chelyan) PSD 09-A Sewer Reserve	12/15/09				143,042.23			
Kanawha (Chelyan) PSD 94-A Sewer Revenue	04/22/94	6.750 - 6.750	1,023,500	532,581	42,782.27	10/33	BNY	JK
Kanawha (Chelyan) PSD 94-A Sewer Reserve	04/22/94				76,966.17			
Kanawha (Chelyan) PSD 94-B Sewer Revenue	04/22/94	6.750 - 6.750	175,276	91,205	7,327.84	10/33	BNY	JK
Kanawha (Chelyan) PSD 94-B Sewer Reserve	04/22/94				13,180.48			
Kanawha (Chelyan) PSD 95-A Sewer Revenue	06/29/95	6.750 - 6.750	634,000	331,806	26,658.25	10/33	BNY	JK
Kanawha (Chelyan) PSD 95-A Sewer Reserve	06/29/95				47,950.93			
Kanawha (Chelyan) PSD 99-A Sewer Revenue	07/15/99	0.000 - 0.000	2,518,000	566,541	9,856.35	03/31	DEP	JK
Kanawha (Chelyan) PSD 99-A Sewer Reserve	07/15/99				86,961.68			
Kanawha (UKV) PSD 99 Sewer Revenue	10/21/99	0.000 - 0.000	5,768,297	2,284,816	16,311.43	09/39	UNB	S&J
Kanawha (UKV) PSD 99 Sewer Reserve	10/21/99				155,236.31			
Kenova 07-A Sewer Revenue	07/12/07	0.000 - 0.000	3,747,000	2,253,080	17,463.05	06/47	UNB	S&J
Kenova 07-A Sewer Reserve	07/12/07				105,844.14			
Kenova 07-B Sewer Revenue	07/12/07	0.000 - 0.000	4,649,209	2,795,602	23,740.86	06/47	DEP	S&J
Kenova 07-B Sewer Reserve	07/12/07				131,324.69			

ACCOUNT NAME	ISSUE DATE	INTEREST	ORIGINAL ISSUANCE	6/30/2024 OUSTANDING	6/30/2024 ACCT BALANCE	LAST DEBT	PAYING AGENT	BOND COUNSEL
Kenova 91-A Sewer Revenue	08/09/91	8.100 - 8.100	508,101	200,055	29,497.41	10/29	BNY	S&J
Kenova 91-A Sewer Reserve	08/09/91				44,571.99			
Kenova 91-B Sewer Revenue	08/09/91	0.000 - 0.000	22,941	3,622	527.28	10/29	BNY	S&J
Kenova 91-B Sewer Reserve	08/09/91				652.59			
Kenova 01 Water Reserve	12/06/01				62,472.73			
Kenova 05-A Water Revenue	09/27/05	5.050 - 5.050	1,500,000	224,716	101,078.37	10/25	BNY	G&G
Kenova 05-A Water Reserve	09/27/05				124,185.36			
Kenova 05-B Water Revenue	09/27/05	6.000 - 6.000	1,500,000	1,181,157	51,597.64	10/44	BNY	G&G
Kenova 05-B Water Reserve	09/27/05				103,098.45			
Kenova 05-C Water Revenue	09/27/05	0.000 - 0.000	9,986,213	4,244,118	68,207.76	03/37	BPH	G&G
Kenova 05-C Water Reserve	09/27/05				359,651.23			
Kenova 17 Water Reserve	03/16/17				28,618.82			
Kenova 92 Water Reserve	03/05/92				12,592.64			
Kenova 94-A Water Reserve	05/11/94				39,331.63			
Kenova 94-B Water Reserve	05/11/94				7,997.15			
Kenova 98 Water Reserve	02/04/98				12,741.06			
Keyser 01-B Sewer Refunding Revenue	09/13/01	4.000 - 5.800	1,795,000	245,000	114,285.77	10/25	DTC	BR
Keyser 01-B Sewer Refunding Reserve (R)*	09/13/01				149,294.80			
Keyser 01 Sewer Revenue	02/13/01	0.000 - 0.000	523,072	196,152	25,029.41	03/25	DEP	BR
Keyser 01 Sewer Reserve (R)*	01/25/01				278,859.80			
Keyser 14-A Sewer Revenue	08/27/14	1.000 - 1.000	2,597,300	2,129,266	12,500.39	06/54	UNB	BR
Keyser 14-A Sewer Reserve	08/27/14				75,059.17			
Keyser 15-A Sewer Revenue	01/29/15	0.000 - 0.000	20,400,000	18,324,480	41,635.61	06/50	DEP	S&J
Keyser 15-A Sewer Reserve	01/29/15				530,122.68			
Keyser 13-A Water Reserve	09/03/13				166,324.42			
Keyser 14-A Water Reserve	08/27/14				144,657.33			
Keyser 98-A Water Revenue	10/15/98	6.250 - 6.250	761,842	439,528	31,229.81	10/35	BNY	BR
Keyser 98-A Water Reserve	10/15/98				54,572.93			
Keyser 98-B Water Revenue	10/15/98	5.800 - 5.800	2,997,584	1,911,254	108,843.07	10/38	BNY	BR

ACCOUNT NAME	ISSUE DATE	INTEREST	ORIGINAL ISSUANCE	6/30/2024 OUSTANDING	6/30/2024 ACCT BALANCE	LAST DEBT	PAYING AGENT	BOND COUNSEL
Keyser 98-B Water Reserve	10/15/98				199,437.31			
Kingmill Valley PSD 10-A Sewer Reserve	02/11/10				145,781.73			
Kingmill Valley PSD 14-A Sewer Refunding Revenue	04/23/14	2.670 - 2.670	721,925	96,137	7,128.02	10/25	Truist Govrn	S&J
Kingmill Valley PSD 14-A Sewer Refunding Reserve	04/23/14				83,160.44			
Kingmill Valley PSD 86-B Sewer Revenue	06/12/86	0.000 - 0.000	81,343	4,171	2,193.59	10/25	BNY	S&J
Kingmill Valley PSD 86-B Sewer Reserve	06/12/86				3,862.30			
Kingmill Valley PSD 99-A Sewer Revenue	06/15/99	5.800 - 5.800	183,200	116,807	7,203.36	10/38	BNY	S&J
Kingmill Valley PSD 99-A Sewer Reserve	06/15/99				12,192.51			
Kingwood 01 Sewer Revenue	12/20/01	0.000 - 0.000	876,739	254,688	10,108.48	03/33	DEP	S&J
Kingwood 01 Sewer Reserve	12/20/01				31,962.06			
Kingwood 10-A Sewer Refunding Revenue	08/27/10	3.000 - 4.250	1,605,000	275,000	114,023.00	10/25	DTC	S&J
Kingwood 10-A Sewer Refunding Reserve	08/27/10				160,641.01			
Kingwood 12-A Sewer Revenue	07/25/12	0.000 - 0.000	15,794,955	12,294,955	37,534.51	06/52	DEP	S&J
Kingwood 12-A Sewer Reserve	07/25/12				578,369.70			
Kingwood 86-B Sewer Revenue	03/26/86	0.000 - 0.000	850,860	44,782	45,528.39	10/25	BNY	S&J
Kingwood 07-A Water Revenue	06/14/07	0.000 - 0.000	265,000	157,270	776.95	06/47	UNB	S&J
Kingwood 07-A Water Reserve	06/14/07				7,744.19			
Kingwood 09-A Water Revenue	09/29/09	0.000 - 0.000	1,135,000	734,820	3,305.43	09/49	UNB	S&J
Kingwood 09-A Water Reserve	09/29/09				33,532.69			
Kingwood (PRC) 17-A Water Revenue	06/27/17	2.000 - 2.000	445,168	382,164	2,040.48	12/48	UNB	S&J
Kingwood (PRC) 17-A Water Reserve	06/27/17				11,937.35			
Kingwood 23 Water BAN	12/21/23	5.970 - 5.970	848,000	214,650	138,710.26	12/26	CLEAR MTN BK	S&J
Kingwood 87-A Water Revenue	01/07/87	8.380 - 8.380	2,810,612	632,563	176,652.75	10/26	BNY	S&J
Kingwood 87-A Water Reserve	01/07/87				253,774.19			
Kingwood 87-B Water Revenue	01/07/87	0.000 - 0.000	689,388	54,425	15,193.80	10/26	BNY	S&J
Kingwood 87-B Water Reserve	01/07/87				20,902.59			
Lake Floyd PSD 86-A Sewer Revenue	03/07/86	9.750 - 9.750	136,870	23,936	26,379.53	10/25	BNY	S&J
Lake Floyd PSD 86-B Sewer Revenue	03/07/86	0.000 - 0.000	68,130	3,586	3,592.95	10/25	BNY	S&J
Lashmeet PSD 98-A Lot 2 Water Revenue	09/10/98	2.000 - 2.000	670,000	305,334	3,023.17	09/38	UNB	S&J

ACCOUNT NAME	ISSUE DATE	INTEREST	ORIGINAL ISSUANCE	6/30/2024 OUSTANDING	6/30/2024 ACCT BALANCE	LAST DEBT	PAYING AGENT	BOND COUNSEL
Lashmeet PSD 98-A Water Revenue	09/10/98	2.000 - 2.000	3,400,000	1,549,456	17,271.77	09/38	UNB	S&J
Lashmeet PSD 98-A Water Reserve	09/10/98				153,991.93			
Lavalette PSD 06-C Water Revenue	02/23/06	0.000 - 0.000	1,918,050	1,071,110	12,041.82	12/45	UNB	S&J
Lavalette PSD 06-C Water Reserve	02/23/06				56,929.29			
Lavalette PSD 09-B Water Reserve	05/18/09				46,859.93			
Lavalette PSD 10-B Water Reserve	03/10/10				11,191.51			
Lavalette PSD 11-A Water Reserve	02/04/11				106,193.60			
Lavalette PSD 12-A Water Reserve	09/21/12				58,104.33			
Lavalette PSD 20-A Water Refunding Revenue	12/29/20	4.270 - 4.270	2,128,000	1,954,292	59,393.14	02/46	OVB	S&J
Lavalette PSD 20-A Water Refunding Reserve	12/29/20				138,389.79			
Lavalette PSD 20-B Water Refunding Revenue	12/29/20	3.400 - 3.400	1,362,200	1,271,130	36,077.37	05/49	OVB	S&J
Lavalette PSD 20-B Water Refunding Reserve	12/29/20				81,738.31			
Lavalette PSD 20-C Water Refunding Revenue	12/29/20	3.400 - 3.400	1,950,750	1,823,889	51,174.45	03/50	OVB	S&J
Lavalette PSD 20-C Water Refunding Reserve	12/29/20				115,861.77			
Lavalette PSD 23-A Water Reserve	04/20/23				0.00			
Lewis County EDA 03-A Water Revenue	08/27/03	0.000 - 0.000	2,374,500	1,142,164	6,212.80	06/43	UNB	S&J
Lewis County EDA 03-A Water Reserve	08/27/03				0.00		LOC	06/01/2043
Lewis County EDA 06-A Water Revenue	07/27/06	0.000 - 0.000	4,422,000	2,526,832	11,681.81	06/46	UNB	S&J
Lewis County EDA 06-A Water Reserve	07/27/06				0.00		LOC	06/01/2046
Lewis County EDA 16-A Water Revenue	01/20/16	1.000 - 1.000	2,650,109	2,240,847	24,746.45	12/55	UNB	S&J
Lewis County EDA 16-A Water Reserve	01/20/16				100,268.01			
Lewis County EDA 17-A Water Revenue	08/31/17	1.000 - 1.000	947,210	837,607	16,290.19	06/57	UNB	S&J
Lewis County EDA 17-A Water Reserve	08/31/17				35,359.30			
Lewis County EDA 99-A Water Revenue	06/10/99	0.000 - 0.000	1,673,000	639,360	4,348.64	06/39	UNB	S&J
Lewis County EDA 99-A Water Reserve	06/10/99				0.00		LOC	06/01/2039
Lewisburg 10-A Water Revenue	12/02/10	3.000 - 3.000	1,482,000	680,789	14,860.60	03/32	UNB	S&J
Lewisburg 10-A Water Reserve	12/02/10				101,466.41			
Lewisburg 22-A Water Refunding Revenue	05/25/22	3.240 - 3.240	2,905,000	2,474,255	28,814.66	06/33	Truist Govrn	S&J
Lewisburg 22-A Water Refunding Reserve	05/25/22				316,498.57			

ACCOUNT NAME	ISSUE DATE	INTEREST	ORIGINAL ISSUANCE	6/30/2024 OUSTANDING	6/30/2024 ACCT BALANCE	LAST DEBT	PAYING AGENT	BOND COUNSEL
Lewisburg 22-B Water Reserve	06/08/22				0.00			
Lewisburg 22-C Water Reserve	06/08/22				0.00			
Lewisburg 22-D Water Reserve	06/08/22				0.00			
Lewisburg 22-E Water Reserve	06/08/22				0.00			
Lewisburg 22-F Water Reserve	06/08/22				0.00			
Lewisburg Water Repair & Replacement	06/01/11				48,116.17			
Lincoln PSD 02-A Water Revenue	08/06/02	5.800 - 5.800	580,429	393,842	22,953.67	10/39	BNY	S&J
Lincoln PSD 02-A Water Reserve	08/06/02				39,479.64			
Lincoln PSD 02-B Water Revenue	08/06/02	5.800 - 5.800	121,522	82,456	4,818.94	10/39	Truist/WDA	S&J
Lincoln PSD 02-B Water Reserve	08/06/02				8,265.80			
Lincoln PSD 03-A Water Reserve	07/03/03				80,249.29			
Lincoln PSD 06-A Water Revenue	07/13/06	0.000 - 0.000	550,242	299,138	3,011.42	12/44	UNB	S&J
Lincoln PSD 06-A Water Reserve	07/13/06				17,438.55			
Lincoln PSD 10-A Water Revenue	06/16/10	0.000 - 0.000	2,200,000	1,485,700	6,208.75	06/50	UNB	S&J
Lincoln PSD 10-A Water Reserve	06/16/10				65,889.63			
Lincoln PSD 15-A Water Reserve	03/06/15				31,345.99			
Lincoln PSD 15-B Water Revenue	03/13/15	1.000 - 1.000	1,000,000	828,369	3,410.47	03/55	UNB	S&J
Lincoln PSD 15-B Water Reserve	03/06/15				26,919.43			
Lincoln PSD 18-A Water Reserve	01/26/18				8,068.58			
Lincoln PSD 24-A Water Revenue	04/18/24	0.500 - 0.500	650,000	191,000	0.00	03/64	BPH	S&J
Lincoln PSD 24-A Water Reserve					0.00			
Lincoln PSD 98 Water Design Reserve	12/29/98				5,127.59			
Little Creek PSD 16-A Water Reserve	07/21/16				47,703.92			
Logan County PSD 02-A Sewer Revenue	12/12/02	0.000 - 0.000	5,328,940	2,594,352	19,544.28	12/42	DEP	JK
Logan County PSD 02-A Sewer Reserve	12/12/02				159,030.73			
Logan County PSD 02-B Sewer Revenue	12/12/02	0.000 - 0.000	2,190,000	1,059,215	5,245.25	12/42	UNB	JK
Logan County PSD 02-B Sewer Reserve	12/12/02				61,923.74			
Logan County PSD 02-C Sewer Reserve	12/12/02				17,267.56			
Logan County PSD 08-A Sewer Revenue	04/09/08	0.000 - 0.000	4,500,000	2,758,040	10,639.70	03/48	UNB	JK

ACCOUNT NAME	ISSUE DATE	INTEREST	ORIGINAL ISSUANCE	6/30/2024 OUSTANDING	6/30/2024 ACCT BALANCE	LAST DEBT	PAYING AGENT	BOND COUNSEL
Logan County PSD 08-A Sewer Reserve	04/09/08				121,827.89			
Logan County PSD 13-A Sewer Reserve	01/24/13				56,446.44			
Logan County PSD 18-A Sewer Reserve	01/18/18				5,611.42			
Logan County PSD 18-B Sewer Revenue	01/11/18	0.500 - 0.500	1,700,000	1,458,055	4,722.66	12/57	UNB	JK
Logan County PSD 18-B Sewer Reserve	01/11/18				27,656.33			
Logan County PSD 01-A Water Revenue	09/06/01	5.800 - 5.800	3,830,000	2,598,783	124,208.03	10/39	BNY	JK
Logan County PSD 01-A Water Reserve	09/06/01				260,507.83			
Logan County PSD 01-B Water Revenue	09/06/01	0.000 - 0.000	2,670,000	1,196,270	6,796.09	09/41	UNB	JK
Logan County PSD 01-B Water Reserve	09/06/01				75,506.87			
Logan County PSD 02-A Water Reserve	01/24/02				77,636.28			
Logan County PSD 02-B Water Revenue	10/09/02	0.000 - 0.000	1,100,000	518,064	2,781.84	09/42	UNB	JK
Logan County PSD 02-B Water Reserve	10/09/02				30,906.54			
Logan County PSD 03-B Water Revenue	10/29/03	0.000 - 0.000	3,600,000	1,811,765	9,223.29	09/43	UNB	JK
Logan County PSD 03-B Water Reserve	10/29/03				102,469.96			
Logan County PSD 05-A Water Revenue	04/27/05	0.000 - 0.000	923,245	500,845	2,365.31	03/45	UNB	JK
Logan County PSD 05-A Water Reserve	04/27/05				27,750.18			
Logan County PSD 08-A Water Revenue	07/16/08	0.000 - 0.000	1,700,000	1,059,738	4,326.74	06/48	UNB	JK
Logan County PSD 08-A Water Reserve	07/16/08				48,115.31			
Logan County PSD 08-B Water Revenue	07/16/08	0.000 - 0.000	1,900,000	1,176,768	4,805.32	06/48	UNB	JK
Logan County PSD 08-B Water Reserve	07/16/08				53,388.77			
Logan County PSD 10-A Water Revenue	03/16/10	0.000 - 0.000	800,000	542,090	2,071.10	03/50	UNB	JK
Logan County PSD 10-A Water Reserve	03/16/10				22,964.01			
Logan County PSD 12-A Water Reserve	12/13/12				23,456.46			
Logan County PSD 13-A Water Revenue	02/07/13	0.000 - 0.000	3,152,845	2,288,899	7,870.41	12/52	UNB	JK
Logan County PSD 13-A Water Reserve	02/07/13				85,937.94			
Logan County PSD 14-A Water Reserve	07/24/14				52,480.59			
Logan County PSD 14-B Water Revenue	07/24/14	2.000 - 2.000	3,478,000	2,693,587	16,383.42	12/45	UNB	JK
Logan County PSD 14-B Water Reserve	07/24/14				144,641.44			
Logan County PSD 15-A Water Reserve	06/05/15				15,447.67			

ACCOUNT NAME	ISSUE DATE	INTEREST	ORIGINAL ISSUANCE	6/30/2024 OUSTANDING	6/30/2024 ACCT BALANCE	LAST DEBT	PAYING AGENT	BOND COUNSEL
Logan County PSD 15-B Water Revenue	09/02/15	2.000 - 2.000	907,000	728,344	3,951.10	12/46	UNB	JK
Logan County PSD 15-B Water Reserve	09/02/15				33,087.57			
Logan County PSD 18-A Water Reserve	08/20/18				41,495.27			
Logan County PSD 18-B Water Reserve	08/20/18				31,614.01			
Logan County PSD 19-A Water Revenue	02/07/19	3.000 - 3.000	2,524,000	2,269,549	13,723.42	03/50	UNB	JK
Logan County PSD 19-A Water Reserve	02/07/19				59,330.23			
Logan County PSD 23-A Water Revenue	12/14/23	2.000 - 2.000	1,343,700	749,269	0.00	06/55	UNB	JK
Logan County PSD 23-A Water Reserve	12/14/23				0.00			
Logan County PSD 96-B Water Revenue	07/31/96	3.000 - 3.000	1,780,000	408,213	8,847.38	09/29	UNB	JK
Logan County PSD 96-B Water Reserve	07/31/96				88,945.00			
Logan County PSD 97-A Water Revenue	02/12/97	3.000 - 3.000	1,000,000	476,552	4,307.63	12/37	UNB	JK
Logan County PSD 97-A Water Reserve	02/12/97				44,227.32			
Logan County PSD 97-B Water Revenue	03/25/97	2.000 - 2.000	1,075,000	446,522	3,896.89	03/37	UNB	JK
Logan County PSD 97-B Water Reserve	03/25/97				40,840.07			
Logan County PSD 98-A Water Revenue	06/10/98	1.000 - 1.000	815,000	328,539	2,467.34	06/38	UNB	JK
Logan County PSD 98-A Water Reserve	06/10/98				25,858.79			
Logan County PSD 99-A Water Revenue	04/21/99	0.000 - 0.000	5,050,000	2,178,908	14,461.35	03/39	UNB	JK
Logan County PSD 99-A Water Reserve	04/21/99				161,705.17			
Logan County PSD 99-C Water Revenue	06/17/99	0.000 - 0.000	2,590,000	1,002,550	6,550.03	06/39	UNB	JK
Logan County PSD 99-C Water Reserve	06/17/99				140,366.35			
Logan 08-A Sewer Revenue	06/27/08	0.000 - 0.000	4,446,053	2,763,299	12,534.97	06/48	DEP	S&J
Logan 08-A Sewer Reserve	06/27/08				126,541.62			
Logan 13-A Sewer Revenue	04/11/13	0.000 - 0.000	400,000	296,760	1,117.97	03/53	DEP	S&J
Logan 13-A Sewer Reserve	04/11/13				11,257.18			
Logan 87-A Sewer Revenue	09/25/87	8.380 - 8.380	623,087	140,234	37,539.51	10/26	BNY	JK
Logan 87-A Sewer Reserve	09/25/87				56,260.53			
Logan 87-B Sewer Revenue	09/25/87	0.000 - 0.000	152,833	12,069	3,205.36	10/26	BNY	JK
Logan 87-B Sewer Reserve	09/25/87				4,388.79			
Logan 93-A Sewer Revenue	03/29/93	7.750 - 7.750	2,284,839	1,086,431	105,345.93	10/31	BNY	JK

ACCOUNT NAME	ISSUE DATE	INTEREST	ORIGINAL ISSUANCE	6/30/2024 OUSTANDING	6/30/2024 ACCT BALANCE	LAST DEBT	PAYING AGENT	BOND COUNSEL
Logan 93-A Sewer Reserve	03/29/93				192,292.17			
Logan 93-B Sewer Revenue	03/29/93	0.000 - 0.000	76,161	15,623	1,559.66	10/31	BNY	JK
Logan 93-B Sewer Reserve	03/29/93				2,129.51			
Logan 95 Sewer Revenue	08/31/95	6.750 - 6.750	377,980	197,817	15,232.12	10/33	BNY	JK
Logan 95 Sewer Reserve	08/31/95				28,588.23			
Lubeck PSD 05-A Sewer Revenue	09/27/05	0.000 - 0.000	7,879,443	6,456,766	43,216.33	03/39	UNB	JK
Lubeck PSD 05-A Sewer Reserve	09/27/05				477,441.49			
Lubeck PSD 05-B Sewer Revenue	09/27/05	0.000 - 0.000	2,411,178	1,195,458	8,806.67	03/39	UNB	JK
Lubeck PSD 05-B Sewer Reserve	09/27/05				99,373.30			
Lubeck PSD 10-A Sewer Revenue	02/25/10	0.000 - 0.000	2,136,720	1,086,780	8,004.96	03/39	UNB	JK
Lubeck PSD 10-A Sewer Reserve	02/25/10				84,870.26			
Lubeck PSD 12-A Sewer Revenue	06/22/12	0.000 - 0.000	716,272	523,039	2,244.07	03/52	DEP	JK
Lubeck PSD 12-A Sewer Reserve	06/22/12				21,716.83			
Lubeck PSD 15-A Sewer Revenue	02/27/15	0.000 - 0.000	2,070,530	1,285,906	9,526.64	03/39	UNB	JK
Lubeck PSD 15-A Sewer Reserve	02/27/15				88,342.26			
Lubeck PSD 15-B Sewer Reserve	03/26/15				26,449.64			
Lubeck PSD 20-A Sewer Revenue	12/01/20	0.000 - 0.000	1,590,029	1,302,937	9,475.24	03/39	UNB	JK
Lubeck PSD 20-A Sewer Reserve	12/01/20				31,381.85			
Lubeck PSD 99-B Sewer Revenue	03/09/99	0.000 - 0.000	2,000,000	776,306	11,824.55	03/39	UNB	JK
Lubeck PSD 99-B Sewer Reserve	03/09/99				71,107.42			
Lubeck PSD 05-A Water Revenue	06/17/05	3.000 - 3.000	1,573,000	251,692	20,548.08	12/26	UNB	JK
Lubeck PSD 05-A Water Reserve	06/17/05				107,200.40			
Lubeck PSD 11-A Water Reserve	02/11/11				69,279.48			
Lubeck PSD 11-B Water Revenue	11/30/11	3.000 - 3.000	352,565	162,011	2,556.42	03/32	UNB	JK
Lubeck PSD 11-B Water Reserve	11/30/11				24,143.73			
Lubeck PSD 16-A Water Revenue	09/22/16	0.500 - 0.500	3,273,000	2,630,982	14,326.84	03/48	BPH	JK
Lubeck PSD 16-A Water Reserve	09/22/16				80,825.46			
Lubeck PSD 21-A Water Refunding Revenue	05/18/21	2.900 - 2.900	1,942,538	1,768,932	10,243.54	06/45	OVB	JK
Lubeck PSD 21-A Water Refunding Reserve	05/18/21				115,116.77			

ACCOUNT NAME	ISSUE DATE	INTEREST	ORIGINAL ISSUANCE	6/30/2024 OUSTANDING	6/30/2024 ACCT BALANCE	LAST DEBT	PAYING AGENT	BOND COUNSEL
Lubeck PSD 21-B Water Refunding Revenue	05/18/21	1.060 - 1.060	209,957	53,347	4,881.42	06/25	Truist Govrn	JK
Lubeck PSD 21-B Water Refunding Reserve	05/18/21				54,836.31			
Lubeck PSD 90-A Water Revenue	04/02/90	7.850 - 7.850	3,139,013	1,207,722	195,122.60	10/29	BNY	BR
Lubeck PSD 90-A Water Reserve	04/02/90				265,825.12			
Lubeck PSD 90-B Water Revenue	04/02/90	0.000 - 0.000	146,487	22,536	6,285.90	10/29	BNY	BR
Lubeck PSD 90-B Water Reserve	04/02/90				3,858.97			
Lumberport 11-A Sewer Revenue	12/15/11	0.000 - 0.000	1,755,150	903,135	6,518.78	09/37	UNB	S&J
Lumberport 11-A Sewer Reserve	12/15/11				78,049.62			
Lumberport 02-A Water Reserve	07/10/02				58,525.96			
Malden PSD 09-A Sewer Revenue	08/26/09	0.000 - 0.000	2,639,983	1,364,233	33,274.18	12/38	DEP	S&J
Malden PSD 09-A Sewer Reserve	08/26/09				109,714.69			
Malden PSD 09-C Sewer Reserve	08/26/09				116,620.69			
Malden PSD 16-A Sewer Reserve	10/06/16				340,544.67			
Malden PSD 16-B Sewer Reserve	10/06/16				177,322.19			
Malden PSD 16-C Sewer Reserve	10/06/16				34,510.32			
Malden PSD 16-D Sewer Revenue	10/06/16	1.000 - 1.000	5,000,000	4,154,017	52,457.71	09/48	UNB	S&J
Malden PSD 16-D Sewer Reserve	10/06/16				219,229.57			
Mannington PSD 10-A Water Reserve	05/25/10				85,068.84			
Mannington PSD 20-A Water Reserve	03/20/20				17,884.31			
Mannington 17-A Sewer Refunding Revenue	03/15/17	2.520 - 2.520	1,143,000	372,061	12,322.75	06/27	Truist Govrn	S&J
Mannington 17-A Sewer Refunding Reserve	03/15/17				131,064.37			
Mannington 18-A Sewer Reserve	01/19/18				28,155.22			
Mannington 20-A Water Revenue	02/11/20	2.850 - 2.850	1,125,400	795,884	9,624.05	12/32	Truist Govrn	S&J
Mannington 20-A Water Reserve	02/11/20				115,463.85			
Mannington 20-B Water Revenue	04/01/20	2.940 - 2.940	161,800	123,406	1,214.13	04/35	Truist Govrn	S&J
Mannington 20-B Water Reserve	02/11/20				14,567.67			
Marlinton 05-A Water & Sewer Revenue	10/19/05	0.000 - 0.000	1,660,766	691,966	6,489.93	12/36	DEP	S&J
Marlinton 05-A Water & Sewer Reserve	10/19/05				63,690.32			
Marlinton 08-A Water & Sewer Revenue	02/06/08	0.000 - 0.000	2,187,000	1,365,130	6,071.80	12/48	UNB	S&J

ACCOUNT NAME	ISSUE DATE	INTEREST	ORIGINAL ISSUANCE	6/30/2024 OUSTANDING	6/30/2024 ACCT BALANCE	LAST DEBT	PAYING AGENT	BOND COUNSEL
Marlinton 08-A Water & Sewer Reserve	02/06/08				62,004.69			
Marlinton 18-A Water & Sewer Revenue	06/14/18	1.000 - 1.000	4,063,000	3,724,406	13,669.38	06/58	UNB	S&J
Marlinton 18-A Water & Sewer Reserve	06/14/18				52,998.04			
Marlinton 97-A Water & Sewer Revenue	01/30/97	0.000 - 0.000	239,495	76,339	653.32	03/37	UNB	S&J
Marlinton 97-A Water & Sewer Reserve	01/30/97				6,893.96			
Marlinton 97-B Water & Sewer Revenue	08/18/97	0.000 - 0.000	555,450	182,806	1,760.65	06/37	UNB	S&J
Marlinton 97-B Water & Sewer Reserve	08/18/97				16,235.42			
Marlinton 98-A Water & Sewer Revenue	11/20/98	0.000 - 0.000	705,400	135,194	3,588.99	03/30	BPH	S&J
Marlinton 98-A Water & Sewer Reserve	11/20/98				27,094.25			
Marmet 09-A Sewer Revenue	06/18/09	0.000 - 0.000	1,688,771	914,745	32,493.76	09/40	DEP	S&J
Marmet 09-A Sewer Reserve	06/18/09				61,951.92			
Marmet 90-A Sewer Revenue	01/03/90	7.850 - 7.850	664,013	221,482	42,787.43	10/28	BNY	JTP
Marmet 90-A Sewer Reserve	01/03/90				56,736.16			
Marmet 90-B Sewer Revenue	01/03/90	0.000 - 0.000	30,987	4,077	757.65	10/28	BNY	JTP
Marmet 90-B Sewer Reserve	01/03/90				1,697.35			
Marshall County PSD #2 14-A Water Reserve	07/11/14				82,720.85			
Marshall County PSD #2 16-A Water Reserve	03/10/16				44,077.70			
Marshall County PSD #3 12-A Water Revenue	11/08/12	1.000 - 1.000	3,550,022	2,733,920	13,598.98	09/52	UNB	S&J
Marshall County PSD #3 12-A Water Reserve	11/08/12				114,225.07			
Marshall County PSD #4 07-A Water Reserve	09/26/07				127,134.56			
Marshall County PSD #4 07-B Water Revenue	09/26/07	0.000 - 0.000	1,225,000	612,480	14,330.07	06/39	BPH	S&J
Marshall County PSD #4 07-B Water Reserve	09/26/07				46,937.41			
Marshall County PSD #4 19-A Water Reserve	02/14/19				17,673.90			
Marshall County PSD #4 96-B Water Reserve	07/25/96				23,381.16			
Marshall County Sewerage District 07-A Revenue	11/02/07	0.000 - 0.000	643,800	391,320	5,027.96	09/47	UNB	S&J
Marshall County Sewerage District 07-A Reserve	11/02/07				17,058.05			
Marshall County Sewerage District 07-B Revenue	11/02/07	0.000 - 0.000	200,000	200,000	0.00	09/38	UNB	S&J
Marshall County Sewerage District 07-B Reserve	11/02/07				0.00			
Marshall County Sewerage District 17-A Reserve	06/02/17				47,808.41			

ACCOUNT NAME	ISSUE DATE	INTEREST	ORIGINAL ISSUANCE	6/30/2024 OUSTANDING	6/30/2024 ACCT BALANCE	LAST DEBT	PAYING AGENT	BOND COUNSEL
Marshall County Sewerage District 17-B Revenue	06/02/17	1.000 - 1.000	2,160,000	1,899,881	7,924.99	06/57	UNB	S&J
Marshall County Sewerage District 17-B Reserve	06/02/17				40,787.09			
Marshall County Sewerage District 87-A Revenue	03/18/87	8.380 - 8.380	89,940	20,242	5,771.93	10/26	BNY	S&J
Marshall County Sewerage District 87-A Reserve	03/18/87				8,014.73			
Marshall County Sewerage District 87-B Revenue	03/18/87	0.000 - 0.000	22,060	1,742	1,775.81	10/26	BNY	S&J
Marshall County Sewerage District 90-A Revenue	11/26/90	8.100 - 8.100	267,737	105,416	14,388.78	10/29	BNY	S&J
Marshall County Sewerage District 90-A Res (R)*	11/26/90				23,180.21			
Marshall County Sewerage District 90-B Revenue	11/26/90	0.000 - 0.000	12,091	1,909	1,946.59	10/29	BNY	S&J
Martinsburg 00-C Water & Sewer Revenue	09/27/00	5.800 - 5.800	1,976,352	1,321,047	81,744.06	10/39	BNY	BR
Martinsburg 00-C Water & Sewer Reserve	09/27/00				132,392.41			
Martinsburg 11-A Water & Sewer Revenue	12/28/11	2.000 - 3.875	8,830,000	4,200,000	481,519.15	09/31	DTC	BR
Martinsburg 11-A Water & Sewer Reserve	12/28/11				637,122.28			
Martinsburg 13-A Water & Sewer Revenue	10/01/13	0.500 - 0.500	29,454,059	18,119,299	172,565.95	09/36	DEP	BR
Martinsburg 13-A Water & Sewer Reserve	10/01/13				1,750,305.24			
Mason County PSD 08-A Sewer Revenue	10/28/08	0.000 - 0.000	500,000	310,885	1,439.65	09/48	UNB	JK
Mason County PSD 08-A Sewer Reserve	10/28/08				14,273.20			
Mason County PSD 12-A Sewer Revenue	11/01/12	0.000 - 0.000	4,600,000	3,419,720	14,463.56	09/52	DEP	JK
Mason County PSD 12-A Sewer Reserve	11/01/12				124,839.42			
Mason County PSD 04-A Water Revenue	06/08/04	2.000 - 2.000	602,000	27,174	4,293.68	03/25	BPH	JK
Mason County PSD 04-A Water Reserve	06/08/04				37,585.70			
Mason County PSD 21-A Water Refunding Revenue	05/26/21	1.000 - 3.000	11,155,000	10,095,000	290,563.48	12/49	DTC	JK
Mason County PSD 21-A Water Refunding Reserve	05/26/21				0.00		SB	12/01/2049
Mason County PSD 97-B Water Revenue	09/25/97	3.000 - 3.000	818,000	387,332	3,828.57	09/37	UNB	JK
Mason County PSD 97-B Water Reserve	09/25/97				36,498.35			
Mason 07-A Water & Sewer Revenue	06/14/07	0.000 - 0.000	1,719,000	1,026,904	4,863.73	06/47	UNB	S&J
Mason 07-A Water & Sewer Reserve	06/14/07				53,967.94			
Mason 09-A Water & Sewer Revenue	09/02/09	0.000 - 0.000	107,900	58,442	715.44	09/40	DEP	S&J
Mason 09-A Water & Sewer Reserve	09/02/09				4,151.17			
Mason 16-A Water & Sewer Revenue	06/03/16	0.500 - 0.500	2,291,493	1,805,436	10,789.54	09/47	BPH	S&J

ACCOUNT NAME	ISSUE DATE	INTEREST	ORIGINAL ISSUANCE	6/30/2024 OUSTANDING	6/30/2024 ACCT BALANCE	LAST DEBT	PAYING AGENT	BOND COUNSEL
Mason 16-A Water & Sewer Reserve	06/03/16				84,513.35			
Mason 18-A Water & Sewer Revenue	01/31/18	0.250 - 0.250	1,711,000	1,488,776	5,194.11	12/57	DEP	S&J
Mason 18-A Water & Sewer Reserve	01/31/18				38,299.12			
Mason 98-A Water & Sewer Revenue	06/04/98	0.000 - 0.000	1,602,000	564,808	10,696.88	03/38	UNB	S&J
Mason 98-A Water & Sewer Reserve	06/04/98				47,706.04			
Masontown 01-A Sewer Reserve	08/22/01				50,594.25			
Masontown 01-B Sewer Revenue	08/22/01	0.000 - 0.000	1,500,000	671,024	14,573.44	06/41	UNB	S&J
Masontown 01-B Sewer Reserve	08/22/01				45,456.91			
Masontown 07-A Sewer Reserve	04/20/07				14,022.45			
Masontown 15-A Sewer Revenue	03/05/15	0.000 - 0.000	4,080,425	3,278,462	10,617.35	03/55	UNB	S&J
Masontown 15-A Sewer Reserve	03/05/15				88,794.75			
Masontown 15-B Sewer Revenue	03/05/15	1.000 - 1.000	4,090,000	3,406,203	13,968.76	03/55	UNB	S&J
Masontown 15-B Sewer Reserve	03/05/15				106,963.55			
Masontown 15-C Sewer Reserve	03/05/15				9,695.84			
Masontown 07-A Water Revenue	03/12/07	0.500 - 0.500	815,500	497,795	2,311.97	03/47	UNB	S&J
Masontown 07-A Water Reserve	03/12/07				23,785.70			
Masontown 07-B Water Revenue	03/12/07	0.000 - 0.000	635,500	296,556	2,437.26	06/38	BPH	S&J
Masontown 07-B Water Reserve	03/12/07				24,362.08			
Masontown 11-A Water Revenue	12/22/11	0.000 - 0.000	732,921	515,473	1,977.96	09/50	UNB	S&J
Masontown 11-A Water Reserve	12/22/11				22,774.98			
Matewan 15 Sewer Reserve	06/15/15				25,243.69			
McDowell County PSD 01-A Water Reserve	02/23/01				8,208.60			
McDowell County PSD 06-A Water Reserve	07/27/06				13,360.95			
McDowell County PSD 06-B Water Refunding Revenue	07/27/06	0.000 - 0.000	300,000	171,424	845.83	06/46	UNB	S&J
McDowell County PSD 06-B Water Refunding Reserve	07/27/06				8,971.15			
McDowell County PSD 07-A Water Reserve	09/19/07				14,309.65			
McDowell County PSD 08-A Water Reserve	11/10/08				16,922.83			
McDowell County PSD 09-A Water Reserve	08/13/09				9,761.03			
McDowell County PSD 11-A Water Reserve	03/24/11				11,400.38			

ACCOUNT NAME	ISSUE DATE	INTEREST	ORIGINAL ISSUANCE	6/30/2024 OUSTANDING	6/30/2024 ACCT BALANCE	LAST DEBT	PAYING AGENT	BOND COUNSEL
McDowell County PSD 11-B Water Reserve	06/23/11				26,178.95			
McDowell County PSD 11-C Water Reserve	11/17/11				14,884.85			
McDowell County PSD 14-A Water Reserve	06/13/14				73,162.47			
McDowell County PSD 15-A Water Reserve	03/09/15				19,585.34			
McDowell County PSD 93 Water Reserve	06/23/93				49,509.84			
McDowell County PSD 95 Water Reserve	09/26/95				28,286.24			
McDowell County PSD 97-A Water Reserve	10/15/97				31,120.56			
McDowell County PSD 99-A Water Reserve	06/21/99				20,373.17			
McDowell County PSD 99-B Water Reserve	08/11/99				49,226.37			
McDowell County PSD 99-C Water Reserve	08/11/99				7,074.79			
McMechen 86 Sewer Revenue	10/20/86	9.750 - 9.750	731,000	182,442	52,969.11	10/26	BNY	S&J
McMechen 86 Sewer Reserve	10/20/86				75,000.79			
McMechen 20-A Water Reserve	07/10/20				44,728.10			
Meadow Creek PSD 16-A Sewer Revenue	01/12/16	2.000 - 2.000	619,888	519,426	11,235.85	03/48	UNB	JK
Meadow Creek PSD 16-A Sewer Reserve	01/12/16				18,934.02			
Middlebourne 18-A Water Reserve	07/17/18				50,739.37			
Midland PSD 86-B Sewer Revenue	09/29/86	8.380 - 8.380	263,096	58,988	17,073.28	10/26	BNY	S&J
Midland PSD 86-B Sewer Reserve	09/29/86				23,672.31			
Midland PSD 86-C Sewer Revenue	09/29/86	0.000 - 0.000	260,975	20,075	6,360.33	10/26	BNY	S&J
Midland PSD 86-C Sewer Reserve	09/29/86				7,787.02			
Midland PSD 19-A Water Reserve	07/05/19				37,961.67			
Midland PSD 19-B Water Reserve	07/05/19				7,908.06			
Midland PSD 24-A Water Revenue	03/28/24	1.000 - 1.000	515,000	364,447	0.00	03/64	BPH	S&J
Midland PSD 24-A Water Reserve	03/28/24				0.00			
Mill Creek 15-A Water Revenue	11/10/15	1.000 - 1.000	1,292,892	1,049,175	33,160.85	09/55	UNB	S&J
Mill Creek 15-A Water Reserve	11/10/15				39,653.97			
Mill Creek 21-A Water Revenue	10/21/21	1.000 - 1.000	3,277,108	2,921,665	11,645.03	09/61	UNB	S&J
Mill Creek 21-A Water Reserve	10/21/21				8,819.04			
Milton 04-A Sewer Refunding Revenue	12/29/04	0.000 - 0.000	6,351,371	3,404,003	37,678.94	12/44	DEP	JK

ACCOUNT NAME	ISSUE DATE	INTEREST	ORIGINAL ISSUANCE	6/30/2024 OUSTANDING	6/30/2024 ACCT BALANCE	LAST DEBT	PAYING AGENT	BOND COUNSEL
Milton 04-A Sewer Refunding Reserve	12/29/04				190,953.13			
Milton 04-B Sewer Refunding Revenue	12/29/04	0.000 - 0.000	1,571,903	842,458	8,538.67	12/44	UNB	JK
Milton 04-B Sewer Refunding Reserve	12/29/04				47,402.21			
Milton 22-A Sewer Reserve	05/17/22				0.00			
Milton 22-B Sewer Reserve	05/17/22				0.00			
Milton 08-A Water Revenue	07/30/08	0.000 - 0.000	2,760,191	1,670,603	7,944.16	09/46	UNB	S&J
Milton 08-A Water Reserve	07/30/08				86,383.41			
Milton 16-A Water Revenue	05/26/16	2.560 - 2.560	2,000,000	1,230,912	13,179.27	06/34	OVB	S&J
Milton 16-A Water Reserve	05/26/16				160,154.07			
Mineral Wells PSD 03-A Sewer Revenue	10/30/03	2.000 - 2.000	415,000	12,519	5,186.07	12/24	DEP	BR
Mineral Wells PSD 03-A Sewer Reserve	10/30/03				25,901.39			
Mineral Wells PSD 10 Sewer Refunding Revenue	01/07/10	4.700 - 4.700	1,041,700	121,747	20,961.46	10/25	Truist Govrn	BR
Mineral Wells PSD 10 Sewer Refunding Reserve	01/07/10				97,354.26			
Mineral Wells PSD 12-A Sewer Reserve	04/13/12				235,466.94			
Mineral Wells PSD 13-A Sewer Reserve	07/17/13				85,765.32			
Mineral Wells PSD 17 Sewer Revenue	03/01/17	3.400 - 3.400	748,345	450,908	11,564.96	07/32	UB -Parkersburg	BR
Mineral Wells PSD 17 Sewer Reserve	03/01/17				46,990.54			
Mineral Wells PSD 24-A Sewer Revenue	03/13/24	0.750 - 0.750	7,523,150	3,891,167	0.00	03/54	DEP	BR
Mineral Wells PSD 24-A Sewer Reserve	03/13/24				0.00			
Mineral Wells PSD 85-B Sewer Revenue	12/02/85	0.000 - 0.000	589,625	31,033	15,287.07	10/25	BNY	BR
Mineral Wells PSD 85-B Sewer Reserve	12/02/85				16,003.87			
Mineral Wells PSD 04-A Water Revenue	06/17/04	0.000 - 0.000	3,750,000	1,948,052	20,108.11	06/44	UNB	BR
Mineral Wells PSD 04-A Water Reserve	06/17/04				106,230.39			
Mineral Wells PSD 04-B Water Reserve	06/17/04				43,034.57			
Mineral Wells PSD 09-A Water Reserve	10/22/09				36,038.61			
Mineral Wells PSD 13 Water Reserve	06/21/13				10,117.22			
Mineral Wells PSD 24-A Water Revenue	05/09/24	2.750 - 2.750	1,356,139	182,760	0.00	03/44	UNB	BR
Mineral Wells PSD 24-A Water Reserve	05/09/24				0.00			
Mineral Wells PSD 24-B Water Reserve	05/09/24				0.00			

ACCOUNT NAME	ISSUE DATE	INTEREST	ORIGINAL ISSUANCE	6/30/2024 OUSTANDING	6/30/2024 ACCT BALANCE	LAST DEBT	PAYING AGENT	BOND COUNSEL
Mineral Wells PSD 97-A Water Reserve	08/14/97				38,700.60			
Mineral Wells PSD 99-A Water Reserve	09/23/99				40,981.67			
Mineral Wells PSD 99-B Water Reserve	09/23/99				123,745.12			
Mingo County PSD 05-A Sewer Revenue	11/09/05	0.000 - 0.000	2,552,180	1,408,671	11,431.16	09/45	UNB	S&J
Mingo County PSD 05-A Sewer Reserve	11/09/05				68,362.48			
Mingo County PSD 00-A Water Reserve	08/28/00				124,253.84			
Mingo County PSD 00-B Water Reserve	08/28/00				112,958.00			
Mingo County PSD 00-C Water Revenue	08/28/00	5.800 - 5.800	2,853,436	1,921,219	85,256.08	10/39	BNY	S&J
Mingo County PSD 00-C Water Reserve	08/28/00				188,346.84			
Mingo County PSD 00-D Water Revenue	08/28/00	5.800 - 5.800	715,000	481,410	23,075.85	10/39	Truist/WDA	S&J
Mingo County PSD 00-D Water Reserve	08/28/00				48,258.25			
Mingo County PSD 00-E Water Revenue	08/28/00	0.000 - 0.000	8,916,818	3,779,294	19,870.08	06/40	UNB	S&J
Mingo County PSD 00-E Water Reserve	08/28/00				239,115.21			
Mingo County PSD 01-A Water Revenue	03/09/01	0.000 - 0.000	837,540	354,330	2,234.35	12/40	UNB	S&J
Mingo County PSD 01-A Water Reserve	03/09/01				23,423.43			
Mingo County PSD 10-A Water Reserve	01/12/10				59,690.35			
Mingo County PSD 11-A Water Reserve	02/10/11				83,231.68			
Mingo County PSD 11-B Water Reserve	02/10/11				9,305.18			
Mingo County PSD 12-A Water Reserve	01/17/12				57,585.07			
Mingo County PSD 12-B Water Reserve	06/18/12				29,523.98			
Mingo County PSD 15-A Water Reserve	03/26/15				45,394.20			
Mingo County PSD 22-A Water Reserve	02/11/22				1,702.08			
Mingo County PSD 22-B Water Revenue	02/11/22	2.000 - 2.000	500,000	487,704	2,052.00	06/53	UNB	JK
Mingo County PSD 22-B Water Reserve	02/11/22				2,469.98			
Mingo County PSD 22-C Water Reserve	02/11/22				1,300.22			
Monongah 22-A Sewer Revenue	03/31/22	0.750 - 0.750	2,750,000	2,678,610	10,178.46	03/52	DEP	BR
Monongah 22-A Sewer Reserve	03/31/22				9,116.04			
Monongah 98-A Sewer Revenue	10/29/98	0.000 - 0.000	1,982,400	733,745	7,476.54	09/38	UNB	S&J
Monongah 98-A Sewer Reserve	10/29/98				60,474.52			

ACCOUNT NAME	ISSUE DATE	INTEREST	ORIGINAL ISSUANCE	6/30/2024 OUSTANDING	6/30/2024 ACCT BALANCE	LAST DEBT	PAYING AGENT	BOND COUNSEL
Monongah 10-A Water Reserve	04/15/10				203,584.77			
Monongah 10-B Water Reserve	04/15/10				8,169.84			
Monongah 18 Water Reserve	12/21/18				87,173.15			
Monongalia County Schools 19 Ref GO	12/05/19	2.285 - 2.892	34,016,500	23,290,130	615,408.01	05/33	KeyBank	BR
Monongalia County Schools 19 Ref Surp Collections	12/05/19				2,287,892.60			
Montgomery 09 Sewer Reserve	09/10/09				17,176.45			
Montgomery 17-A Sewer Revenue	09/07/17	0.250 - 0.250	751,966	640,957	2,304.28	06/57	DEP	G&G
Montgomery 17-A Sewer Reserve	09/07/17				13,345.69			
Montgomery 87-A Sewer Revenue	10/27/87	8.380 - 8.380	1,164,146	262,004	84,553.40	10/26	BNY	JTP
Montgomery 87-A Sewer Reserve	10/27/87				105,113.55			
Montgomery 87-B Sewer Revenue	10/27/87	0.000 - 0.000	285,539	22,543	22,120.39	10/26	BNY	JTP
Montgomery 87-B Sewer Reserve	10/27/87				10,614.41			
Montgomery 93-A Sewer Revenue	01/19/93	7.750 - 7.750	648,387	308,305	37,569.62	10/31	BNY	JTP
Montgomery 93-A Sewer Reserve	01/19/93				54,569.25			
Montgomery 93-B Sewer Revenue	01/19/93	0.000 - 0.000	21,613	4,433	730.87	10/31	BNY	JTP
Montgomery 93-B Sewer Reserve	01/19/93				783.62			
Monumental (Downs) PSD 06-A Water Reserve	07/01/06				38,602.47			
Monumental PSD 21-A Water Reserve	06/25/21				24,580.47			
Monumental PSD 21-B Water Revenue	06/25/21	1.000 - 1.000	560,545	540,409	1,732.59	06/61	UNB	S&J
Monumental PSD 21-B Water Reserve	06/25/21				2,432.65			
Monumental PSD 21-C Water Revenue	06/25/21	2.000 - 2.000	395,580	383,253	1,671.54	12/52	UNB	S&J
Monumental PSD 21-C Water Reserve	06/25/21				2,435.62			
Moorefield 09-A Sewer Revenue	03/03/09	0.000 - 0.000	511,051	283,960	3,154.33	12/42	UNB	JK
Moorefield 09-A Sewer Reserve	03/03/09				17,754.22			
Moorefield 87-A Sewer Revenue	11/20/87	8.380 - 8.380	156,720	35,269	11,060.22	10/26	BNY	JK
Moorefield 87-A Sewer Reserve	11/20/87				14,151.59			
Moorefield 87-B Sewer Revenue	11/20/87	0.000 - 0.000	38,440	3,035	4,757.74	10/26	BNY	JK
Moorefield 87-B Sewer Reserve	11/20/87				2,610.19			
Moorefield 07-A Water Revenue	03/01/07	4.100 - 5.000	3,155,000	2,245,000	80,794.24	03/42	DTC	S&J

ACCOUNT NAME	ISSUE DATE	INTEREST	ORIGINAL ISSUANCE	6/30/2024 OUSTANDING	6/30/2024 ACCT BALANCE	LAST DEBT	PAYING AGENT	BOND COUNSEL
Moorefield 07-A Water Reserve	03/01/07				199,563.81			
Moorefield 19-A Water Reserve	07/25/19				99,194.33			
Moorefield 19-B Water Reserve	07/25/19				97,785.73			
Moorefield 87-A Water Revenue	11/20/87	8.380 - 8.380	443,275	99,766	31,201.64	10/26	BNY	JK
Moorefield 87-A Water Reserve	11/20/87				40,026.17			
Moorefield 87-B Water Revenue	11/20/87	0.000 - 0.000	108,725	8,584	5,636.22	10/26	BNY	JK
Moorefield 87-B Water Reserve	11/20/87				3,310.26			
Moorefield 92-A Water Revenue	05/28/92	7.750 - 7.750	1,451,613	690,236	80,271.79	10/31	BNY	S&J
Moorefield 92-A Water Reserve	05/28/92				122,167.58			
Moorefield 92-B Water Revenue	05/28/92	0.000 - 0.000	48,387	9,926	1,847.84	10/31	BNY	S&J
Moorefield 92-B Water Reserve	05/28/92				1,435.33			
Moorefield/Hardy County 12-A Sewer Revenue	03/26/12	0.000 - 0.000	16,500,000	12,129,120	50,866.88	03/52	DEP	S&J
Moorefield/Hardy County 12-A Sewer Reserve	03/26/12				455,474.91			
Morgantown 21 Parking Revenue	04/30/21	1.790 - 1.790	2,350,918	1,932,566	35,907.57	06/36	CLEAR MTN BK	S&J
Morgantown 21 Parking Reserve	04/30/21				60,521.70			
Morgantown 00-A Water & Sewer Revenue	02/29/00	0.000 - 0.000	7,842,000	565,915	37,581.61	03/26	DEP	S&J
Morgantown 00-A Water & Sewer Reserve	02/29/00				0.00		SB	03/01/2026
Morgantown 00-B Water & Sewer Revenue	02/29/00	0.000 - 0.000	2,488,000	1,014,816	7,729.58	12/39	UNB	S&J
Morgantown 00-B Water & Sewer Reserve	02/29/00				0.00		SB	12/01/2039
Morgantown 06-A Water & Sewer Revenue	06/30/06	2.000 - 2.000	6,410,191	1,494,354	48,245.89	06/28	DEP	S&J
Morgantown 06-A Water & Sewer Reserve	06/30/06				0.00		SB	01/01/2027
Morgantown 07-A Water & Sewer Revenue	08/14/07	2.000 - 2.000	8,500,000	2,490,640	62,995.85	06/29	DEP	S&J
Morgantown 07-A Water & Sewer Reserve	08/14/07				0.00		SB	06/01/2029
Morgantown 10-C Water & Sewer Revenue	01/28/10	2.000 - 2.000	15,380,227	7,094,180	217,389.11	09/32	DEP	S&J
Morgantown 10-C Water & Sewer Reserve	01/28/10				0.00		SB	09/01/2032
Morgantown 10-D Water & Sewer Revenue	01/28/10	2.000 - 2.000	9,317,286	4,297,627	138,755.69	09/32	BPH	S&J
Morgantown 10-D Water & Sewer Reserve	01/28/10				0.00		SB	09/01/2032
Morgantown 10-E Water & Sewer Revenue	01/28/10	2.000 - 2.000	100,000	46,126	1,256.55	09/32	BPH	S&J
Morgantown 10-E Water & Sewer Reserve	01/28/10				6,244.19			

ACCOUNT NAME	ISSUE DATE	INTEREST	ORIGINAL ISSUANCE	6/30/2024 OUSTANDING	6/30/2024 ACCT BALANCE	LAST DEBT	PAYING AGENT	BOND COUNSEL
Morgantown 12-A Water & Sewer Revenue	08/24/12	0.500 - 0.500	570,000	384,779	2,432.45	03/44	BPH	S&J
Morgantown 12-A Water & Sewer Reserve	08/24/12				0.00		SB	03/01/2044
Morgantown 13-A (Canyon PSD) Water & Sewer Revenue	08/22/13	0.000 - 0.000	4,605,260	3,157,880	36,276.62	06/48	UNB	S&J
Morgantown 13-A (Canyon PSD) Water & Sewer Reserve	08/22/13				0.00		SB	06/01/2048
Morgantown 14-B Water & Sewer Revenue	07/23/14	3.160 - 3.160	505,421	296,598	3,272.27	08/34	JPMC	S&J
Morgantown 14-B Water & Sewer Reserve	07/23/14				37,236.19			
Morgantown 15-A Water & Sewer Revenue	03/31/15	7.750 - 7.750	137,568	65,413	7,879.84	10/31	BNY	BR
Morgantown 15-A Water & Sewer Reserve	03/31/15				0.00		SB	10/01/2031
Morgantown 15-B Water & Sewer Revenue	03/31/15	0.000 - 0.000	4,586	941	137.52	10/31	BNY	BR
Morgantown 15-B Water & Sewer Reserve	03/31/15				0.00			
Morgantown 15-C Water & Sewer Revenue	03/31/15	0.000 - 0.000	8,111,813	4,109,259	27,236.17	09/43	DEP	G&G
Morgantown 15-C Water & Sewer Reserve	03/31/15				0.00		SB	09/01/2043
Morgantown 15-D Water & Sewer Revenue	03/31/15	0.000 - 0.000	1,688,394	1,125,571	5,184.85	12/49	DEP	S&J
Morgantown 15-D Water & Sewer Reserve	03/31/15				0.00		SB	12/01/2049
Morgantown 15-E Water & Sewer Revenue	06/11/15	0.000 - 0.000	662,300	523,073	2,016.50	06/55	DEP	S&J
Morgantown 15-E Water & Sewer Reserve	06/11/15				18,401.81			
Morgantown 16-A Water & Sewer Revenue	12/01/16	3.000 - 5.000	69,755,000	60,665,000	1,365,138.24	12/46	DTC	S&J
Morgantown 16-B1 Water & Sewer Revenue	12/15/16	0.750 - 0.750	25,000,000	19,358,131	254,939.62	09/46	DEP	S&J
Morgantown 16-B1 Water & Sewer Reserve	12/15/16				0.00		SB	12/01/2047
Morgantown 17-A Water & Sewer Revenue	12/21/17	2.100 - 3.750	2,695,000	2,355,000	73,511.28	10/47	DTC	S&J
Morgantown 17-A Water & Sewer Reserve	12/21/17				0.00		SB	10/01/2047
Morgantown 18-A2 Water & Sewer Revenue	07/10/18	1.000 - 1.000	140,715	125,584	492.57	06/58	UNB	S&J
Morgantown 18-A2 Water & Sewer Reserve	07/10/18				4,756.37			
Morgantown 18-A Water & Sewer Revenue	01/31/18	1.000 - 1.000	394,074	347,348	1,541.58	12/57	UNB	S&J
Morgantown 18-A Water & Sewer Reserve	01/31/18				13,320.47			
Morgantown 18-B Water & Sewer Revenue	06/28/18	3.000 - 5.000	44,260,000	41,040,000	379,508.48	12/48	DTC	S&J
Morgantown 18-B Water & Sewer Reserve	06/28/18				0.00		SB	12/01/2048
Morgantown (RRP) 19-B Water & Sewer Revenue	08/11/16	0.500 - 0.500	2,546,000	2,026,285	10,841.97	12/47	BPH	S&J
Morgantown (RRP) 19-B Water & Sewer Reserve	08/11/16				0.00		SB	12/01/2047

ACCOUNT NAME	ISSUE DATE	INTEREST	ORIGINAL ISSUANCE	6/30/2024 OUSTANDING	6/30/2024 ACCT BALANCE	LAST DEBT	PAYING AGENT	BOND COUNSEL
Morgantown 20-A Water & Sewer Refunding Revenue	10/29/20	1.000 - 4.000	31,890,000	28,455,000	918,260.25	12/40	DTC	S&J
Morgantown 20-A Water & Sewer Refunding Reserve	10/29/20				0.00		SB	12/01/2040
Moundsville 11-A Sewer Revenue	06/09/11	2.000 - 2.000	3,678,601	1,790,899	34,233.80	03/33	DEP	S&J
Moundsville 11-A Sewer Reserve	06/09/11				229,617.41			
Moundsville 21 Sewer Revenue	03/18/21	3.300 - 3.300	470,605	338,392	5,037.86	04/31	WESBK-WHEEL	BR
Moundsville 21 Sewer Reserve	03/18/21				9,583.81			
Moundsville 87-A Sewer Revenue	11/18/87	8.380 - 8.380	1,846,978	415,686	129,877.92	10/26	BNY	S&J
Moundsville 87-A Sewer Reserve	11/18/87				166,766.51			
Moundsville 87-B Sewer Revenue	11/18/87	0.000 - 0.000	453,022	35,765	12,894.47	10/26	BNY	S&J
Moundsville 87-B Sewer Reserve	11/18/87				13,736.45			
Moundsville 05-B Water Revenue	12/21/05	5.200 - 5.200	9,745,000	5,857,906	388,414.92	10/35	BNY	S&J
Moundsville 05-B Water Reserve	12/21/05				686,335.56			
Moundsville 21-A Water Refunding Revenue	12/29/21	0.800 - 2.375	3,770,000	3,535,000	160,582.72	09/44	DTC	S&J
Moundsville 21-A Water Refunding Reserve	12/29/21				0.00		SB	03/01/2045
Mountain Top PSD 09-B Water Revenue	01/23/09	0.000 - 0.000	2,673,000	1,718,344	7,574.96	03/49	UNB	S&J
Mountain Top PSD 09-B Water Reserve	01/23/09				79,767.27			
Mountain Top PSD 23-A Water Revenue	11/02/23	1.000 - 1.000	2,811,000	635,823	0.00	09/63	UNB	S&J
Mountain Top PSD 23-A Water Reserve	11/02/23				0.00			
Mt Hope 07-A Water & Sewer Revenue	11/28/07	0.000 - 0.000	646,600	317,892	8,833.29	03/39	DEP	JK
Mt Hope 07-A Water & Sewer Reserve	11/28/07				24,035.72			
Mt Hope 19-A Water & Sewer Revenue	04/24/19	0.000 - 0.000	1,700,000	1,534,415	4,780.38	03/59	DEP	JK
Mt Hope 19-A Water & Sewer Reserve	04/24/19				48,863.38			
Mt Hope 24-A Water Revenue	05/08/24	0.000 - 0.000	1,408,000	24,400	0.00	06/53	UNB	JK
Mt Hope 24-A Water Reserve	05/08/24				0.00			
Mt Zion PSD 95-A Sewer Reserve	06/21/95				7,356.95			
Mt Zion PSD 95-B Sewer Reserve	06/21/95				1,134.19			
Mt Zion PSD 10-A Water Reserve	04/26/10				5,480.13			
Mt Zion PSD 10-B Water Reserve	04/26/10				7,980.83			
Mt Zion PSD 84 Water Reserve	02/02/84				9,748.96			

ACCOUNT NAME	ISSUE DATE	INTEREST	ORIGINAL ISSUANCE	6/30/2024 OUSTANDING	6/30/2024 ACCT BALANCE	LAST DEBT	PAYING AGENT	BOND COUNSEL
Mt Zion PSD 98 Water Reserve	05/20/98				2,268.09			
Mullens 98-B Sewer Revenue	12/17/98	0.000 - 0.000	2,586,300	912,804	18,542.66	06/30	UNB	JK
Mullens 98-B Sewer Reserve	12/17/98				173,069.41			
Nettie Leivasy PSD 00 Water Revenue	08/29/00	5.800 - 5.800	386,000	258,013	12,742.43	10/39	BNY	S&J
Nettie Leivasy PSD 00 Water Reserve	08/29/00				25,863.50			
Nettie Leivasy PSD 11-A Water Revenue	03/02/11	0.000 - 0.000	2,000,000	1,389,610	5,561.53	03/51	UNB	S&J
Nettie Leivasy PSD 11-A Water Reserve	03/02/11				56,647.86			
Nettie Leivasy PSD 11-B Water Revenue	03/02/11	0.000 - 0.000	3,073,000	1,869,385	12,632.76	09/42	BPH	S&J
Nettie Leivasy PSD 11-B Water Reserve	03/02/11				111,703.70			
Nettie Leivasy PSD 11-C Water Revenue	09/29/11	0.000 - 0.000	1,000,000	712,416	2,799.55	09/51	UNB	S&J
Nettie Leivasy PSD 11-C Water Reserve	09/29/11				29,900.53			
Nettie Leivasy PSD 20-A Water Reserve	04/17/20				23,126.17			
Nettie Leivasy PSD 21-A Water Revenue	10/08/21	1.500 - 1.500	2,024,895	1,765,959	16,716.36	12/52	BPH	STB
Nettie Leivasy PSD 21-A Water Reserve	10/08/21				13,820.27			
New Creek PSD 87-A Sewer Revenue	08/17/87	8.380 - 8.380	200,757	45,184	14,571.13	10/26	BNY	S&J
New Creek PSD 87-A Sewer Reserve	08/17/87				18,132.40			
New Creek PSD 87-B Sewer Revenue	08/17/87	0.000 - 0.000	49,243	3,889	3,593.57	10/26	BNY	S&J
New Creek PSD 87-B Sewer Reserve	08/17/87				2,560.53			
New Creek Water 04-B Water Revenue	11/18/04	0.000 - 0.000	1,095,000	579,706	5,390.18	09/44	UNB	S&J
New Creek Water 04-B Water Reserve	11/18/04				32,803.77			
New Creek Water 04-C Water Revenue	11/18/04	3.000 - 3.000	286,000	36,881	3,590.64	06/26	UNB	S&J
New Creek Water 04-C Water Reserve	11/18/04				19,581.01			
New Creek Water 21-A Water Revenue	06/18/21	2.000 - 2.000	5,000,000	4,437,305	79,655.32	06/51	UNB	BR
New Creek Water 21-A Water Reserve	06/18/21				37,956.13			
New Creek Water 21-B Water Reserve	06/18/21				11,284.49			
New Creek Water 22-A Water Revenue	08/23/22	2.000 - 2.000	430,700	424,743	110.83	06/52	UNB	BR
New Creek Water 22-A Water Reserve	08/23/22				0.00			
New Cumberland 04-A Water & Sewer Revenue	06/18/04	0.000 - 0.000	238,600	121,579	1,371.00	06/44	UNB	S&J
New Cumberland 04-A Water & Sewer Reserve	06/18/04				7,012.44			

ACCOUNT NAME	ISSUE DATE	INTEREST	ORIGINAL ISSUANCE	6/30/2024 OUSTANDING	6/30/2024 ACCT BALANCE	LAST DEBT	PAYING AGENT	BOND COUNSEL
New Cumberland 09-A Water & Sewer Revenue	12/15/09	5.000 - 5.000	764,000	313,037	49,102.32	10/29	Truist/WDA	S&J
New Cumberland 09-A Water & Sewer Reserve	12/15/09				63,330.05			
New Cumberland 21-A Water & Sewer Reserve	03/19/21				12,788.67			
New Cumberland 21-B Water & Sewer Reserve	07/27/21				5,600.38			
New Cumberland 94-A Water & Sewer Revenue	10/27/94	6.750 - 6.750	647,121	338,672	32,981.64	10/33	BNY	S&J
New Cumberland 94-A Water & Sewer Reserve	10/27/94				48,943.01			
New Haven PSD 00-A Water Revenue	03/02/00	0.000 - 0.000	1,241,000	279,207	4,983.43	03/31	BPH	S&J
New Haven PSD 00-A Water Reserve	03/02/00				0.00		LOC	03/01/2031
New Haven PSD 00-B Water Revenue	03/02/00	0.000 - 0.000	9,004,675	3,636,486	23,715.90	03/40	UNB	S&J
New Haven PSD 00-B Water Reserve	03/02/00				0.00		LOC	03/01/2040
New Haven PSD 00-C Water Revenue	09/21/00	4.500 - 5.875	1,605,000	1,060,000	31,499.17	06/40	BNY	S&J
New Haven PSD 00-C Water Reserve	09/21/00				0.00		LOC	06/01/2040
New Haven PSD 00-D Water Revenue	09/21/00	0.000 - 0.000	767,354	179,032	3,063.85	06/31	BPH	S&J
New Haven PSD 00-D Water Reserve	09/21/00				0.00		LOC	06/01/2031
New Haven PSD 01-A Water Revenue	03/29/01	0.000 - 0.000	995,325	427,460	2,659.42	03/41	UNB	S&J
New Haven PSD 01-A Water Reserve	03/29/01				0.00		LOC	03/01/2041
New Haven PSD 01-B Water Revenue	03/29/01	0.000 - 0.000	732,646	189,255	2,911.24	03/32	BPH	S&J
New Haven PSD 01-B Water Reserve	03/29/01				0.00		LOC	03/01/2032
New Haven PSD 09-A Water Revenue	01/16/09	0.000 - 0.000	802,000	500,584	2,112.36	12/48	UNB	S&J
New Haven PSD 09-A Water Reserve	01/16/09				0.00		LOC	12/01/2048
New Haven PSD 09-B Water Revenue	08/12/09	0.000 - 0.000	651,806	413,342	1,984.15	12/47	UNB	S&J
New Haven PSD 09-B Water Reserve	08/12/09				0.00		LOC	06/01/2049
New Haven 10-B Sewer Refunding Revenue	12/16/10	0.000 - 0.000	3,277,500	1,939,163	12,836.33	03/42	DEP	S&J
New Haven 10-B Sewer Refunding Reserve	12/16/10				119,132.96			
New Haven 03-A & B Water Reserve	09/05/03				34,674.13			
New Haven 15-A Water Revenue	08/27/15	0.500 - 0.500	337,415	249,609	1,792.76	03/46	BPH	S&J
New Haven 15-A Water Reserve	08/27/15				11,108.16			
New Haven 18-A Water Revenue	06/27/18	0.500 - 0.500	5,456,585	4,731,206	25,836.69	03/50	BPH	S&J
New Haven 18-A Water Reserve	06/27/18				91,144.64			

ACCOUNT NAME	ISSUE DATE	INTEREST	ORIGINAL ISSUANCE	6/30/2024 OUSTANDING	6/30/2024 ACCT BALANCE	LAST DEBT	PAYING AGENT	BOND COUNSEL
New Martinsville 97-B Water & Sewer Revenue	03/13/97	0.000 - 0.000	6,720,000	2,254,737	51,465.13	03/37	UNB	JK
New Martinsville 97-B Water & Sewer Reserve	03/13/97				200,477.30			
New Martinsville 97-C Water & Sewer Revenue	03/13/97	1.000 - 1.000	420,000	305,198	4,883.05	03/37	UNB	JK
New Martinsville 97-C Water & Sewer Reserve	03/13/97				26,210.47			
Newburg 02 Sewer Reserve	05/03/02				6,222.62			
Newburg 08-A Water Revenue	08/05/08	0.000 - 0.000	522,000	327,516	1,463.43	06/48	UNB	S&J
Newburg 08-A Water Reserve	08/05/08				15,043.45			
Newburg 10-A Water Reserve	07/19/10				18,876.98			
Nitro 00-A Sewer Revenue	06/28/00	0.000 - 0.000	2,050,000	495,407	8,069.11	09/31	DEP	VLF
Nitro 00-A Sewer Reserve	06/28/00				74,017.19			
Nitro 01-A Sewer Revenue	06/05/01	0.000 - 0.000	543,800	135,930	2,284.74	12/31	DEP	VLF
Nitro 01-A Sewer Reserve	06/05/01				19,636.23			
Nitro 09-A Sewer Revenue	11/12/09	0.000 - 0.000	1,910,778	668,758	11,410.45	06/31	DEP	VLF
Nitro 09-A Sewer Reserve	11/12/09				103,488.90			
Nitro 15-A Sewer Revenue	12/03/15	0.500 - 0.500	679,519	481,296	3,643.86	12/39	DEP	JK
Nitro 15-A Sewer Reserve	12/03/15				29,882.99			
Nitro 16-A Sewer Revenue	12/01/16	0.500 - 0.500	2,350,000	1,664,480	12,587.40	12/39	DEP	JK
Nitro 16-A Sewer Reserve	12/01/16				84,620.66			
Nitro 17-A Sewer Revenue	08/29/17	0.500 - 0.500	2,484,559	1,798,034	13,465.08	12/39	DEP	JK
Nitro 17-A Sewer Reserve	08/29/17				82,933.53			
Nitro 18-A Sewer Revenue	10/24/18	0.500 - 0.500	2,757,922	2,086,923	15,075.84	12/39	DEP	JK
Nitro 18-A Sewer Reserve	10/24/18				80,461.83			
North Beckley PSD 03-A Sewer Revenue	09/29/03	0.000 - 0.000	5,307,741	1,946,164	45,013.68	06/35	DEP	BR
North Beckley PSD 03-A Sewer Reserve	09/29/03				176,928.00			
North Beckley PSD 09-A Sewer Revenue	10/29/09	0.000 - 0.000	4,544,324	2,537,224	33,665.60	03/41	DEP	S&J
North Beckley PSD 09-A Sewer Reserve	10/29/09				151,480.00			
North Beckley PSD 15-B Sewer Revenue	06/18/15	1.000 - 1.000	2,309,261	2,002,768	16,722.91	09/54	UNB	STB
North Beckley PSD 15-B Sewer Reserve	06/18/15				81,879.14			
North Beckley PSD 20-A Sewer Revenue	04/30/20	2.750 - 2.750	1,075,000	813,196	27,362.82	03/40	DEP	WLO

ACCOUNT NAME	ISSUE DATE	INTEREST	ORIGINAL ISSUANCE	6/30/2024 OUSTANDING	6/30/2024 ACCT BALANCE	LAST DEBT	PAYING AGENT	BOND COUNSEL
North Beckley PSD 20-A Sewer Reserve	04/30/20				74,488.05			
North Hills 04 Sewer Reserve	02/19/04				72,219.95			
Northern Jackson County PSD 10-A Sewer Revenue	09/01/10	1.000 - 1.000	550,000	399,477	1,883.66	09/50	UNB	G&G
Northern Jackson County PSD 10-A Sewer Reserve	09/01/10				18,892.07			
Northern Jackson County PSD 05-A Water Revenue	06/23/05	0.000 - 0.000	2,035,472	1,110,257	10,891.59	06/45	UNB	G&G
Northern Jackson County PSD 05-A Water Reserve	06/23/05				60,864.76			
Northern Jackson County PSD 12-A Water Revenue	07/24/12	0.000 - 0.000	1,910,000	1,398,156	5,440.24	06/52	UNB	G&G
Northern Jackson County PSD 12-A Water Reserve	07/24/12				52,600.46			
Northern Jackson County PSD 20 Water Ref Revenue	12/17/20	2.290 - 2.290	1,415,391	1,126,036	10,144.36	12/35	Truist Govrn	JK
Northern Jackson County PSD 20 Water Ref Reserve	12/17/20				121,580.13			
Northern Wayne County PSD 01-A Sewer Design Revenue	01/30/01	0.000 - 0.000	497,857	128,596	1,487.58	03/32	DEP	S&J
Northern Wayne County PSD 01-A Sewer Design Res	01/30/01				16,596.00			
Northern Wayne County PSD 05-A Sewer Revenue	10/04/05	0.000 - 0.000	4,536,000	1,890,000	13,552.88	12/36	DEP	S&J
Northern Wayne County PSD 05-A Sewer Reserve	10/04/05				151,200.00			
Northern Wayne County PSD 16-A Sewer Refunding Revenue	05/05/16	2.470 - 2.470	1,067,000	437,969	8,637.52	03/29	Truist Govrn	S&J
Northern Wayne County PSD 16-A Sewer Refunding Res	05/05/16				97,814.00			
Northern Wayne County PSD 89-A Sewer Revenue	03/16/89	8.400 - 8.400	2,354,914	944,106	115,379.48	10/29	BNY	JK
Northern Wayne County PSD 89-A Sewer Reserve	03/16/89				206,709.00			
Northern Wayne County PSD 89-C Sewer Revenue	03/16/89	0.000 - 0.000	349,086	53,706	6,713.19	10/29	BNY	JK
Northern Wayne County PSD 89-C Sewer Reserve	03/16/89				8,951.00			
Norton-Harding-Jimtown PSD 06-A Sewer Revenue	10/12/06	0.000 - 0.000	333,000	191,172	941.53	09/46	UNB	S&J
Norton-Harding-Jimtown PSD 06-A Sewer Reserve	10/12/06				9,823.33			
Norton-Harding-Jimtown PSD 13-A Sewer Revenue	05/06/13	2.000 - 2.000	1,000,000	745,328	6,593.64	12/44	UNB	S&J
Norton-Harding-Jimtown PSD 13-A Sewer Reserve	05/06/13				45,613.54			
Norton-Harding-Jimtown PSD 23-A Sewer Reserve	05/26/23				0.00			
Norton-Harding-Jimtown PSD 04-B Water Revenue	11/30/04	5.500 - 5.500	105,336	22,392	6,952.26	10/26	Truist/WDA	S&J
Norton-Harding-Jimtown PSD 04-B Water Reserve	11/30/04				8,526.17			
Norton-Harding-Jimtown PSD 04-C Water Revenue	11/30/04	6.000 - 6.000	798,427	628,319	28,905.75	10/44	Truist/WDA	S&J
Norton-Harding-Jimtown PSD 04-C Water Reserve	11/30/04				54,860.73			

ACCOUNT NAME	ISSUE DATE	INTEREST	ORIGINAL ISSUANCE	6/30/2024 OUSTANDING	6/30/2024 ACCT BALANCE	LAST DEBT	PAYING AGENT	BOND COUNSEL
Norton-Harding-Jimtown PSD 07-A Water Reserve	09/26/07				35,227.44			
Norton-Harding-Jimtown PSD 99-A Water Revenue	02/23/99	0.000 - 0.000	1,380,000	516,374	7,161.83	12/38	UNB	S&J
Norton-Harding-Jimtown PSD 99-A Water Reserve	02/23/99				40,008.51			
Nutter Fort 02 Sewer Revenue	06/04/02	0.000 - 0.000	1,053,812	179,146	6,223.19	09/28	DEP	S&J
Nutter Fort 02 Sewer Reserve	06/04/02				58,790.89			
Nutter Fort 03 Sewer Revenue	07/30/03	0.000 - 0.000	328,000	59,040	6,296.66	12/28	UNB	S&J
Nutter Fort 03 Sewer Reserve	07/30/03				17,973.85			
Nutter Fort 20-A Sewer Revenue	02/27/20	0.250 - 0.250	3,647,964	3,416,671	10,608.42	09/59	DEP	S&J
Nutter Fort 20-A Sewer Reserve	02/27/20				27,736.17			
Nutter Fort 09-A Water Revenue	02/17/09	0.000 - 0.000	1,815,000	1,154,984	5,112.45	12/48	UNB	S&J
Nutter Fort 09-A Water Reserve	02/17/09				54,246.78			
Oak Hill 17-A2 Sewer Revenue	09/21/17	0.250 - 0.250	208,000	154,223	1,699.96	09/57	DEP	BR
Oak Hill 17-A2 Sewer Reserve	09/21/17				2,840.37			
Oak Hill 17-A1 Sewer Revenue	09/21/17	0.250 - 0.250	13,792,000	12,189,272	41,913.12	09/57	DEP	BR
Oak Hill 17-A1 Sewer Reserve	09/21/17				196,974.28			
Oak Hill 17-B Sewer Revenue	09/21/17	1.000 - 1.000	8,365,211	7,514,879	34,909.74	09/57	UNB	BR
Oak Hill 17-B Sewer Reserve	09/21/17				163,929.65			
Oak Hill 88-A Sewer Revenue	08/25/88	9.000 - 9.000	1,764,285	639,833	124,604.96	10/28	BNY	S&J
Oak Hill 88-A Sewer Reserve	08/25/88				168,917.71			
Oak Hill 88-B Sewer Revenue	08/25/88	0.000 - 0.000	441,071	56,531	15,674.68	10/28	BNY	S&J
Oak Hill 88-B Sewer Reserve	08/25/88				22,325.40			
Oak Hill 91-A Sewer Revenue	03/28/91	8.100 - 8.100	1,817,920	715,767	110,806.91	10/29	BNY	S&J
Oak Hill 91-A Sewer Reserve	03/28/91				159,470.27			
Oak Hill 91-B Sewer Revenue	03/28/91	0.000 - 0.000	82,080	12,960	2,492.40	10/29	BNY	S&J
Oak Hill 91-B Sewer Reserve	03/28/91				4,262.90			
Oakland PSD 12-A Water Revenue	05/24/12	0.000 - 0.000	3,014,455	1,984,494	12,581.48	03/44	BPH	S&J
Oakland PSD 12-A Water Reserve	05/24/12				105,846.79			
Oakland PSD 95 Water Revenue	06/28/95	6.750 - 6.750	579,740	303,409	29,510.25	10/33	BNY	G&G
Oakland PSD 95 Water Reserve	06/28/95				43,855.77			

ACCOUNT NAME	ISSUE DATE	INTEREST	ORIGINAL ISSUANCE	6/30/2024 OUSTANDING	6/30/2024 ACCT BALANCE	LAST DEBT	PAYING AGENT	BOND COUNSEL
Oakvale Road PSD 02-A Water Revenue	06/04/02	0.000 - 0.000	558,620	251,379	1,393.51	06/42	UNB	S&J
Oakvale Road PSD 02-A Water Reserve	06/04/02				0.00		LOC	06/01/2042
Oakvale Road PSD 11-A Water Revenue	09/08/11	0.000 - 0.000	3,400,000	2,438,133	8,995.19	09/51	UNB	S&J
Oakvale Road PSD 11-A Water Reserve	09/08/11				0.00		LOC	09/01/2051
Oakvale Road PSD 17-A Water Revenue	06/27/17	0.000 - 0.000	2,038,206	1,755,768	5,129.15	06/57	UNB	S&J
Oakvale Road PSD 17-A Water Reserve	06/27/17				31,732.54			
Oakvale Road PSD 96 Water Revenue	12/04/96	3.000 - 3.000	12,700,000	5,724,368	64,046.64	12/36	UNB	S&J
Oakvale Road PSD 96 Water Reserve	12/04/96				0.00		LOC	12/01/2036
Oakvale Road PSD 99-A Water Revenue	04/23/99	3.000 - 3.000	1,268,489	654,839	8,369.57	03/39	UNB	S&J
Oakvale Road PSD 99-A Water Reserve	04/23/99				0.00		LOC	03/01/2039
Oakvale Road PSD 99-B Water Revenue	11/04/99	3.000 - 3.000	731,511	385,181	8,668.27	09/39	UNB	S&J
Oakvale Road PSD 99-B Water Reserve	11/04/99				0.00		LOC	09/01/2039
Oceana 00-A Sewer Revenue	06/16/00	0.000 - 0.000	5,364,000	1,385,700	20,629.86	03/32	DEP	S&J
Oceana 00-A Sewer Reserve (R)*	06/16/00				205,065.64			
Oceana 00-B Sewer Revenue	06/21/00	0.000 - 0.000	7,273,500	3,042,496	20,436.67	06/40	UNB	S&J
Oceana 00-B Sewer Reserve (R)*	06/16/00				218,100.30			
Oceana 18-A Sewer Revenue	08/17/18	0.500 - 0.500	6,420,299	6,358,176	7,450.68	06/48	DEP	S&J
Oceana 18-A Sewer Reserve	08/17/18				19,881.09			
Oceana 92-A Sewer Revenue	11/18/92	7.750 - 7.750	952,364	452,845	45,581.73	10/31	BNY	G&G
Oceana 92-A Sewer Reserve (R)*	11/18/92				85,126.05			
Oceana 92-B Sewer Revenue	11/18/92	0.000 - 0.000	31,746	6,512	674.44	10/31	BNY	G&G
Oceana 92-B Sewer Reserve (R)*	11/18/92				934.64			
Oceana 17-A Water Revenue	12/06/17	0.750 - 0.750	300,000	242,934	2,850.79	03/48	BPH	S&J
Oceana 17-A Water Reserve	12/06/17				7,683.98			
Oceana 18-A Water Revenue	09/26/18	0.750 - 0.750	450,000	381,846	1,838.75	06/49	BPH	S&J
Oceana 18-A Water Reserve	09/26/18				9,168.94			
Oceana 21-A Water Revenue	03/30/21	0.750 - 0.750	2,250,000	2,132,179	9,659.85	09/52	BPH	S&J
Oceana 21-A Water Reserve	03/30/21				16,067.32			
Oceana (KOP) 22-A Water Revenue	06/28/22	6.250 - 6.250	644,000	368,073	27,110.51	10/35	BNY	JK

ACCOUNT NAME	ISSUE DATE	INTEREST	ORIGINAL ISSUANCE	6/30/2024 OUSTANDING	6/30/2024 ACCT BALANCE	LAST DEBT	PAYING AGENT	BOND COUNSEL
Oceana (KOP) 22-A Water Reserve	09/20/96				45,700.13			
Oceana 96 Water Refunding Revenue	09/20/96	6.250 - 6.250	2,172,800	1,241,846	101,065.51	10/35	BNY	G&G
Oceana 96 Water Refunding Reserve	09/20/96				154,191.48			
Ohio County Develop 11-A Water Revenue	02/28/11	3.000 - 3.000	1,600,000	365,018	37,081.02	09/28	UNB	JK
Ohio County Develop 11-A Water Reserve	02/28/11				116,334.87			
Ohio County PSD 13-A Sewer Revenue	05/16/13	2.000 - 2.000	1,605,000	882,286	16,697.55	06/34	DEP	S&J
Ohio County PSD 13-A Sewer Reserve	05/16/13				100,186.85			
Ohio County PSD 86-A Sewer Revenue	05/16/86	9.750 - 9.750	100,320	17,497	8,339.49	10/25	BNY	S&J
Ohio County PSD 86-A Sewer Reserve	05/16/86				10,321.15			
Ohio County PSD 86-B Sewer Revenue	05/16/86	0.000 - 0.000	49,961	2,562	3,526.25	10/25	BNY	S&J
Ohio County PSD 86-B Sewer Reserve	05/16/86				3,282.66			
Ohio County PSD 88-A Sewer Revenue	09/30/88	9.000 - 9.000	694,925	252,022	49,090.93	10/28	BNY	S&J
Ohio County PSD 88-A Sewer Reserve	09/30/88				66,554.16			
Ohio County PSD 88-B Sewer Revenue	09/30/88	0.000 - 0.000	173,731	22,261	10,701.08	10/28	BNY	S&J
Ohio County PSD 88-B Sewer Reserve	09/30/88				5,972.99			
Ohio County PSD 89-A Sewer Revenue	04/03/89	8.400 - 8.400	1,013,841	406,458	57,832.71	04/29	BNY	S&J
Ohio County PSD 89-A Sewer Reserve	04/03/89				91,403.99			
Ohio County PSD 89-B Sewer Revenue	04/03/89	0.000 - 0.000	150,288	23,121	6,136.67	04/29	BNY	S&J
Ohio County PSD 89-B Sewer Reserve	04/03/89				5,169.93			
Ohio County PSD 97-A Sewer Revenue	10/15/97	0.000 - 0.000	1,081,000	360,333	5,851.84	06/37	UNB	S&J
Ohio County PSD 97-A Sewer Reserve	10/15/97				41,075.52			
Ohio County Schools 19 GO	05/09/19	2.000 - 4.000	42,200,000	30,880,000	453,226.49	06/34	DTC	D&S
Ohio County Schools 19 GO Sur Col	05/09/19				1,780,659.87			
Paden City 11-A Sewer Reserve	02/03/11				94,784.78			
Paden City 17-A Sewer Reserve	02/21/17				98,018.75			
Paden City 17-B Sewer Reserve	02/21/17				17,642.46			
Paden City 22 Sewer GAN	02/25/22	4.500 - 4.500	500,000	500,000	6,069.98	03/27	WESBK-WHEEL	S&J
Paden City 87-A Sewer Revenue	04/28/87	8.380 - 8.380	536,426	120,730	40,390.44	10/26	BNY	S&J
Paden City 87-A Sewer Reserve	04/28/87				50,820.66			

ACCOUNT NAME	ISSUE DATE	INTEREST	ORIGINAL ISSUANCE	6/30/2024 OUSTANDING	6/30/2024 ACCT BALANCE	LAST DEBT	PAYING AGENT	BOND COUNSEL
Paden City 87-B Sewer Revenue	04/28/87	0.000 - 0.000	131,574	10,388	5,213.20	10/26	BNY	S&J
Paden City 87-B Sewer Reserve	04/28/87				4,761.52			
Paden City 01-A Water Reserve	04/26/01				110,676.85			
Paden City 21-A Water Reserve	05/06/21				19,896.33			
Page-Kincaid PSD 09-A Sewer Reserve	06/11/09				31,120.88			
Page-Kincaid PSD 09-B Sewer Revenue	06/11/09	0.000 - 0.000	470,000	305,192	1,204.83	06/49	UNB	S&J
Page-Kincaid PSD 09-B Sewer Reserve	06/11/09				13,315.21			
Page-Kincaid PSD 13-A Sewer Reserve	06/13/13				14,199.31			
Page-Kincaid PSD 88-A Sewer Revenue	07/01/88	9.000 - 9.000	112,000	40,617	7,916.03	10/28	BNY	S&J
Page-Kincaid PSD 88-A Sewer Reserve	07/01/88				10,725.54			
Page-Kincaid PSD 88-B Sewer Revenue	07/01/88	0.000 - 0.000	28,000	3,588	991.87	10/28	BNY	S&J
Page-Kincaid PSD 88-B Sewer Reserve	07/01/88				1,402.14			
Page-Kincaid PSD 93 Water Reserve	04/22/93				5,817.75			
Page-Kincaid PSD 98 Water Reserve	11/13/98				14,642.06			
Parkersburg 03-D Water & Sewer Revenue	08/04/03	3.000 - 3.000	926,000	15,320	6,103.90	09/24	UNB	S&J
Parkersburg 03-D Water & Sewer Reserve	08/04/03				63,399.05			
Parkersburg 03-E Water & Sewer Revenue	08/04/03	2.000 - 2.000	4,326,705	130,526	27,824.47	12/24	DEP	S&J
Parkersburg 03-E Water & Sewer Reserve	08/04/03				270,083.50			
Parkersburg 06-D Water & Sewer Refunding Revenue	12/14/06	0.000 - 0.000	9,000,000	4,125,000	31,339.00	03/38	DEP	S&J
Parkersburg 06-D Water & Sewer Refunding Reserve	12/14/06				338,439.44			
Parkersburg 06-E Water & Sewer Revenue	12/14/06	0.000 - 0.000	4,175,342	1,879,708	15,688.58	06/37	DEP	S&J
Parkersburg 06-E Water & Sewer Reserve	12/14/06				167,882.45			
Parkersburg 11-A Water & Sewer Revenue	03/16/11	2.000 - 2.000	5,800,000	2,749,662	37,292.23	12/32	BPH	S&J
Parkersburg 11-A Water & Sewer Reserve	03/16/11				362,052.09			
Parkersburg 12-A Water & Sewer Revenue	05/23/12	0.000 - 0.000	5,731,700	2,650,912	29,319.72	09/33	DEP	S&J
Parkersburg 12-A Water & Sewer Reserve	05/23/12				306,601.33			
Parkersburg 14-B Water & Sewer Revenue	08/27/14	1.000 - 1.000	12,676,820	8,371,162	68,113.47	03/37	UNB	S&J
Parkersburg 14-B Water & Sewer Reserve	08/27/14				561,291.82			
Parkersburg 21-A Water & Sewer Refunding Revenue	07/14/21	0.400 - 3.000	7,585,000	3,880,000	1,904,713.84	08/25	DTC	S&J

ACCOUNT NAME	ISSUE DATE	INTEREST	ORIGINAL ISSUANCE	6/30/2024 OUSTANDING	6/30/2024 ACCT BALANCE	LAST DEBT	PAYING AGENT	BOND COUNSEL
Parkersburg 21-A Water & Sewer Refunding Reserve	07/14/21				0.00		SB	08/01/2025
Parkersburg 22-A Water & Sewer Revenue	03/09/22	2.000 - 2.000	11,000,000	10,743,568	51,683.62	09/48	BPH	S&J
Parkersburg 22-A Water & Sewer Reserve	03/09/22				48,316.53			
Parsons 06-A Water & Sewer Revenue	08/22/06	0.000 - 0.000	454,300	257,923	2,582.89	06/46	UNB	S&J
Parsons 06-A Water & Sewer Reserve	08/22/06				12,039.83			
Parsons 07-A Water & Sewer Revenue	04/24/07	0.000 - 0.000	1,109,250	235,705	10,985.82	09/28	UNB	S&J
Parsons 07-A Water & Sewer Reserve	04/24/07				62,876.79			
Parsons 10-A Water & Sewer Revenue	05/04/10	0.000 - 0.000	1,150,000	764,160	3,283.73	03/50	UNB	S&J
Parsons 10-A Water & Sewer Reserve	05/04/10				34,203.16			
Parsons 89-A Water & Sewer Revenue	11/22/89	8.400 - 8.400	269,103	107,886	16,915.87	10/29	BNY	S&J
Parsons 89-A Water & Sewer Reserve	11/22/89				24,255.67			
Parsons 89-B Water & Sewer Revenue	11/22/89	0.000 - 0.000	39,891	6,137	2,347.35	10/29	BNY	S&J
Parsons 89-B Water & Sewer Reserve	11/22/89				1,839.46			
Parsons 96 Water & Sewer Revenue	05/08/96	6.250 - 6.250	457,500	261,011	20,249.22	10/35	BNY	S&J
Parsons 96 Water & Sewer Reserve	05/08/96				32,409.54			
Paw Paw Rt 19 PSD 08-A Water Reserve	06/09/08				76,693.15			
Paw Paw Rt 19 PSD 17-A Water Reserve	05/11/17				17,481.32			
Paw Paw 12-A Sewer Revenue	08/24/12	0.000 - 0.000	487,777	351,403	1,426.16	09/51	UNB	S&J
Paw Paw 12-A Sewer Reserve	08/24/12				14,892.03			
Paw Paw 24-B Sewer Revenue	05/29/24	0.000 - 0.000	1,302,900	287,631	0.00	09/51	DEP	S&J
Paw Paw 24-B Sewer Reserve	05/29/24				0.00			
Paw Paw 22-A Water Revenue	03/31/22	1.000 - 1.000	200,000	176,416	2,196.00	03/62	UNB	S&J
Paw Paw 22-A Water Reserve	03/31/22				1,336.20			
Pax 20-A Sewer Reserve	02/07/20				2,129.56			
Pax 23-A Water Reserve	04/14/23				0.00			
Pea Ridge PSD 03-A Sewer Revenue	08/19/03	0.000 - 0.000	12,429,500	4,453,897	63,064.84	03/35	DEP	S&J
Pea Ridge PSD 03-A Sewer Reserve (R)*	08/19/03				429,144.03			
Pea Ridge PSD 07-A Sewer Revenue	08/28/07	0.000 - 0.000	1,043,821	495,786	4,060.33	09/38	DEP	S&J
Pea Ridge PSD 07-A Sewer Reserve	08/28/07				36,041.66			

ACCOUNT NAME	ISSUE DATE	INTEREST	ORIGINAL ISSUANCE	6/30/2024 OUSTANDING	6/30/2024 ACCT BALANCE	LAST DEBT	PAYING AGENT	BOND COUNSEL
Pea Ridge PSD 14-A Sewer Revenue	10/08/14	0.500 - 0.500	8,156,112	6,008,208	52,127.93	09/37	DEP	S&J
Pea Ridge PSD 14-A Sewer Reserve	10/22/14				515,586.43			
Pea Ridge PSD 17-A Sewer Revenue	10/17/17	2.000 - 2.000	2,500,000	2,213,422	16,536.62	12/49	UNB	S&J
Pea Ridge PSD 17-A Sewer Reserve	10/17/17				114,988.78			
Pea Ridge PSD 22-A Sewer Revenue	09/22/22	1.750 - 1.750	19,939,092	16,182,375	0.00	09/52	DEP	S&J
Pea Ridge PSD 22-A Sewer Reserve	09/22/22				43,212.08			
Pea Ridge PSD 23-A Sewer Revenue	11/09/23	1.750 - 1.750	7,411,801	3,648,385	0.00	09/55	DEP	S&J
Pea Ridge PSD 23-A Sewer Reserve	11/09/23				0.00			
Pea Ridge PSD 23-D Sewer Revenue	11/09/23	1.750 - 1.750	6,691,600	1,608,772	0.00	09/55	DEP	S&J
Pea Ridge PSD 23-D Sewer Reserve	11/09/23				0.00			
Pendleton County PSD 09-A Water Reserve	10/26/09				13,817.66			
Pendleton County PSD 17-A Water Reserve	08/03/17				10,988.62			
Pennsboro 12-A Sewer Revenue	12/11/12	0.000 - 0.000	443,618	330,518	1,252.43	12/52	DEP	S&J
Pennsboro 12-A Sewer Reserve	12/11/12				11,854.81			
Pennsboro 17-A Sewer Revenue	05/03/17	0.250 - 0.250	2,585,090	2,209,514	7,426.93	09/56	DEP	S&J
Pennsboro 17-A Sewer Reserve	05/03/17				44,782.78			
Pennsboro 93 Sewer Reserve	04/12/93				22,698.47			
Pennsboro 21-A Water Revenue	08/05/21	1.000 - 1.000	2,800,000	2,717,827	8,646.70	06/61	UNB	S&J
Pennsboro 21-A Water Reserve	08/05/21				12,148.74			
Pennsboro 99 Water Reserve	05/05/99				26,592.22			
Petersburg 03-A Sewer Revenue	07/15/03	0.000 - 0.000	4,415,311	2,058,477	32,159.88	09/41	DEP	S&J
Petersburg 03-A Sewer Reserve	07/15/03				137,315.83			
Petersburg 16-A Sewer Revenue	09/21/16	1.000 - 1.000	710,000	622,452	2,362.95	09/56	UNB	S&J
Petersburg 16-A Sewer Reserve	09/21/16				13,622.88			
Petersburg 16-B Sewer Reserve	09/21/16				45,967.69			
Petersburg 87-A Sewer Revenue	04/23/87	8.380 - 8.380	650,306	146,359	40,664.92	10/26	BNY	S&J
Petersburg 87-A Sewer Reserve	04/23/87				58,720.43			
Petersburg 87-B Sewer Revenue	04/23/87	0.000 - 0.000	159,506	12,594	3,513.02	10/26	BNY	S&J
Petersburg 87-B Sewer Reserve	04/23/87				4,826.14			

ACCOUNT NAME	ISSUE DATE	INTEREST	ORIGINAL ISSUANCE	6/30/2024 OUSTANDING	6/30/2024 ACCT BALANCE	LAST DEBT	PAYING AGENT	BOND COUNSEL
Petersburg 09-A Water Revenue	04/16/09	2.000 - 2.000	2,700,000	998,062	20,962.85	12/30	BPH	S&J
Petersburg 09-A Water Reserve	04/16/09				168,540.80			
Petersburg 09-C Water Revenue	04/16/09	0.000 - 0.000	2,500,000	1,374,979	7,841.43	12/40	BPH	S&J
Petersburg 09-C Water Reserve	08/13/09				90,899.13			
Petersburg 24 Water BAN	03/20/24	5.850 - 5.850	1,100,000	466,465	5,513.24	03/26	GCB	S&J
Petersburg 96 Water Revenue	08/29/96	6.250 - 6.250	492,590	281,031	18,114.80	10/35	BNY	S&J
Petersburg 96 Water Reserve	08/29/96				34,894.88			
Philippi 02 Sewer Revenue	11/12/02	0.000 - 0.000	1,162,700	368,182	33,227.50	12/33	DEP	S&J
Philippi 02 Sewer Reserve	11/12/02				45,036.26			
Philippi 13-A Sewer Refunding Revenue	06/27/13	0.000 - 0.000	4,074,770	3,069,290	12,636.94	06/53	DEP	S&J
Philippi 13-A Sewer Refunding Reserve	06/27/13				107,797.46			
Philippi 09-B Water Reserve	04/16/09				128,783.74			
Philippi 11-A Water Reserve	06/09/11				280,264.15			
Philippi 11-B Water Revenue	06/09/11	0.000 - 0.000	2,074,000	1,313,509	7,495.68	06/43	UNB	S&J
Philippi 11-B Water Reserve	06/09/11				75,037.78			
Philippi 11-C Water Revenue	06/09/11	0.000 - 0.000	1,946,000	1,382,668	5,555.56	06/51	UNB	S&J
Philippi 11-C Water Reserve	06/09/11				55,583.70			
Philippi 18-A Water Reserve	05/09/18				28,568.74			
Piedmont 17-A Sewer Revenue	05/03/17	1.000 - 1.000	1,036,000	900,614	5,006.67	03/57	UNB	S&J
Piedmont 17-A Sewer Reserve	05/03/17				21,276.40			
Piedmont 01-A Water Reserve	03/15/01				53,738.98			
Piedmont 01-B Water Reserve	03/15/01				19,802.10			
Pine Grove 93 Sewer Reserve	04/01/93				18,043.56			
Pineville 08-A Water Reserve	09/15/08				75,500.65			
Pineville 22-A Water Revenue	01/12/22	1.000 - 1.000	550,000	349,643	6,201.17	09/52	BPH	S&J
Pineville 22-A Water Reserve	01/12/22				4,072.16			
Pleasant Hill PSD 04 Water Reserve	01/01/04				8,345.02			
Pleasant Hill PSD 12-A Water Reserve	06/28/12				13,542.57			
Pleasant Hill PSD 16-A Water Reserve	03/11/16				11,481.21			

ACCOUNT NAME	ISSUE DATE	INTEREST	ORIGINAL ISSUANCE	6/30/2024 OUSTANDING	6/30/2024 ACCT BALANCE	LAST DEBT	PAYING AGENT	BOND COUNSEL
Pleasant Hill PSD 89 Water Reserve	10/02/89				14,285.77			
Pleasant Hill PSD 94 Water Reserve	09/09/94				7,876.57			
Pleasant Valley PSD 95 Water Revenue	12/07/95	6.750 - 6.750	476,000	249,383	20,691.19	10/33	BNY	S&J
Pleasant Valley PSD 95 Water Reserve	12/07/95				36,050.10			
Pleasants County Devel Auth 10-A Water Lease Revenue	06/11/10	0.000 - 0.000	3,000,000	650,000	22,221.68	09/27	UNB	JK
Pleasants County Devel Auth 10-A Water Lease Res	06/11/10				230,428.27			
Pleasants County Devel Auth 10-B Water Lease Revenue	06/11/10	4.000 - 4.000	100,000	32,648	6,909.09	10/27	Truist/WDA	JK
Pleasants County Devel Auth 10-B Water Lease Res	06/11/10				10,369.01			
Pleasants County Devel Auth 10-C Water Lease Revenue	08/19/10	4.000 - 4.000	900,000	293,829	62,742.12	10/27	Truist/WDA	JK
Pleasants County Devel Auth 10-C Water Lease Res	08/19/10				83,147.14			
Pleasants County PSD 10-A Water Reserve	06/11/10				19,573.24			
Pleasants County Schools 21 Ref GO	03/24/21	0.400 - 3.000	7,015,000	2,795,000	135,550.60	05/26	DTC	D&S
Pleasants County Schools 21 Ref GO Sur Col	03/24/21				361,764.20			
Pocahontas County PSD 08-A Sewer Revenue	12/30/08	0.000 - 0.000	2,022,009	1,092,501	6,960.78	09/41	UNB	S&J
Pocahontas County PSD 08-A Sewer Reserve	12/30/08				73,800.66			
Pocahontas County PSD 15-A Sewer Revenue	04/29/15	0.000 - 0.000	10,960,786	8,980,768	34,441.53	03/55	DEP	S&J
Pocahontas County PSD 15-A Sewer Reserve	04/29/15				218,406.53			
Pocahontas County PSD 15-B Sewer Revenue	04/29/15	1.000 - 1.000	16,089,990	13,571,399	62,594.74	03/55	UNB	S&J
Pocahontas County PSD 15-B Sewer Reserve	04/29/15				383,499.81			
Pocahontas County PSD 21-A Sewer Revenue	11/18/21	0.250 - 0.250	974,367	911,299	2,842.00	09/61	DEP	S&J
Pocahontas County PSD 21-A Sewer Reserve	11/18/21				3,658.89			
Pocahontas County PSD 23-A Sewer Revenue	11/29/23	1.000 - 1.000	1,409,080	225,762	0.00	09/63	UNB	S&J
Pocahontas County PSD 23-A Sewer Reserve	11/29/23				0.00			
Pocahontas County PSD 11-A Water Revenue	02/24/11	0.000 - 0.000	295,448	201,765	833.32	12/50	UNB	S&J
Pocahontas County PSD 11-A Water Reserve	02/24/11				8,341.02			
Pocahontas County PSD 18-A Water Revenue	02/28/18	3.000 - 3.000	2,109,085	1,670,890	29,920.65	03/39	UNB	S&J
Pocahontas County PSD 18-A Water Reserve	02/28/18				80,849.94			
Pt Pleasant 13-A Water & Sewer Revenue	06/27/13	2.000 - 2.000	3,713,058	2,087,101	27,345.86	09/34	DEP	S&J
Pt Pleasant 13-A Water & Sewer Reserve	06/27/13				231,704.10			

ACCOUNT NAME	ISSUE DATE	INTEREST	ORIGINAL ISSUANCE	6/30/2024 OUSTANDING	6/30/2024 ACCT BALANCE	LAST DEBT	PAYING AGENT	BOND COUNSEL
Pt Pleasant 89-A Water & Sewer Revenue	06/27/89	8.400 - 8.400	1,837,600	736,710	119,447.25	04/29	BNY	S&J
Pt Pleasant 89-A Water & Sewer Reserve	06/27/89				165,637.83			
Pt Pleasant 89-B Water & Sewer Revenue	06/27/89	0.000 - 0.000	272,400	41,908	11,990.89	04/29	BNY	S&J
Pt Pleasant 89-B Water & Sewer Reserve	06/27/89				13,787.98			
Pratt 14-A Sewer Revenue	07/23/14	0.000 - 0.000	821,878	636,273	2,532.19	06/54	DEP	S&J
Pratt 14-A Sewer Reserve	07/23/14				20,664.15			
Preston County PSD #1 07-A Water Revenue	07/12/07	0.000 - 0.000	1,391,300	831,130	3,938.89	06/47	UNB	S&J
Preston County PSD #1 07-A Water Reserve	07/12/07				43,509.52			
Preston County PSD #1 07-B Water Revenue	07/12/07	0.000 - 0.000	806,838	389,950	3,366.26	12/38	BPH	S&J
Preston County PSD #1 07-B Water Reserve	07/12/07				31,006.61			
Preston County PSD #1 13-A Water Revenue	08/07/13	1.000 - 1.000	490,418	383,989	2,224.30	06/53	UNB	S&J
Preston County PSD #1 13-A Water Reserve	08/07/13				17,949.51			
Preston County PSD #1 18 Water Revenue	05/16/18	3.000 - 3.000	3,520,000	3,207,245	20,399.21	12/47	UNB	BR
Preston County PSD #1 18 Water Reserve	05/16/18				72,959.46			
Preston County PSD #1 95-A Water Reserve	09/19/95				36,558.06			
Preston County PSD #1 95-B Water Reserve	09/19/95				67,335.31			
Preston County PSD #4 10-A Water Revenue	12/22/10	0.000 - 0.000	1,030,000	418,212	7,466.48	03/31	UNB	S&J
Preston County PSD #4 10-A Water Reserve	12/22/10				74,963.40			
Preston County PSD #4 12-A Water Revenue	11/21/12	0.500 - 0.500	3,903,853	2,635,306	18,212.17	03/44	BPH	S&J
Preston County PSD #4 12-A Water Reserve	11/21/12				143,998.85			
Preston County PSD #4 13-A Water Revenue	10/23/13	2.000 - 2.000	273,026	207,156	1,885.03	06/45	UNB	S&J
Preston County PSD #4 13-A Water Reserve	10/23/13				12,159.24			
Preston County PSD #4 16-A Water Revenue	12/15/16	2.500 - 2.500	1,932,071	1,471,361	18,917.92	09/38	BPH	S&J
Preston County PSD #4 16-A Water Reserve	12/15/16				77,636.96			
Preston County PSD #4 (East) 97-A Water Revenue	11/07/97	6.250 - 6.250	290,000	166,639	12,909.84	10/35	BNY	S&J
Preston County PSD #4 (East) 97-A Water Reserve	11/07/97				20,696.70			
Preston County PSD 21-A Sewer Revenue	04/15/21	0.250 - 0.250	3,696,000	3,534,264	10,407.19	03/61	DEP	S&J
Preston County PSD 21-A Sewer Reserve	04/15/21				19,310.47			
Preston County Schools 20 Refunding GO	05/05/20	1.786 - 2.261	19,694,667	6,887,607	666,260.43	05/26	KeyBank	BR

ACCOUNT NAME	ISSUE DATE	INTEREST	ORIGINAL ISSUANCE	6/30/2024 OUSTANDING	6/30/2024 ACCT BALANCE	LAST DEBT	PAYING AGENT	BOND COUNSEL
Preston County Schools 20 Refunding Sur Col	05/05/20				2,153,789.52			
Prichard PSD 05-A Sewer Revenue	12/13/05	0.000 - 0.000	817,354	454,085	1,808.30	09/45	UNB	S&J
Prichard PSD 05-A Sewer Reserve	12/13/05				26,563.26			
Princeton 11 Sewer Refunding Revenue	03/03/11	0.000 - 0.000	9,100,000	5,611,643	32,953.48	12/42	DEP	G&G
Princeton 11 Sewer Refunding Reserve	03/03/11				330,771.87			
Putnam County Building Commission 00-A Water Revenue	01/27/00	4.350 - 6.375	6,610,000	4,335,000	97,386.56	06/39	BNY	S&J
Putnam County Building Commission 00-B Water Revenue	01/27/00	4.350 - 6.375	3,800,000	1,865,000	42,478.81	06/39	BNY	S&J
Putnam County Building Commission 08-A Water Revenue	07/23/08	0.000 - 0.000	2,845,524	1,748,036	8,223.43	09/47	UNB	S&J
Putnam County Building Comm 08-A Water Reserve	07/23/08				87,165.04			
Putnam County Schools 20 Ref GO	11/25/20	0.527 - 1.253	17,695,000	1,450,000	1,132,891.95	05/25	DTC	D&S
Putnam County Schools 20 Ref GO Sur Col	11/25/20				3,271,029.65			
Putnam PSD 07-A Sewer Revenue	03/19/07	3.000 - 3.000	2,330,000	583,498	16,371.05	06/28	UNB	S&J
Putnam PSD 07-A Sewer Reserve	03/19/07				0.00		SB	06/01/2028
Putnam PSD 08-A Sewer Revenue	01/28/08	2.000 - 2.000	3,680,000	1,061,873	25,653.51	06/29	DEP	S&J
Putnam PSD 08-A Sewer Reserve	01/28/08				0.00		SB	06/01/2029
Putnam PSD 08-B Sewer Revenue	06/06/08	0.000 - 0.000	502,000	308,244	1,379.94	12/47	UNB	S&J
Putnam PSD 08-B Sewer Reserve	06/06/08				0.00		SB	12/01/2047
Putnam PSD 09-C Sewer Revenue	10/29/09	0.000 - 0.000	1,050,500	380,800	10,970.74	09/31	DEP	S&J
Putnam PSD 09-C Sewer Reserve	10/29/09				0.00		SB	09/01/2031
Putnam PSD 20-A Sewer Revenue	03/31/20	2.250 - 4.000	6,000,000	5,420,000	130,429.59	12/45	DTC	S&J
Putnam PSD 20-A Sewer Reserve	03/31/20				405,183.33			
Putnam PSD 21-A Sewer Refunding Revenue	06/29/21	0.566 - 3.206	6,515,000	5,730,000	140,980.74	04/42	DTC	S&J
Putnam PSD 21-A Sewer Refunding Reserve	06/29/21				0.00		SB	04/01/2042
Putnam PSD 21-B Sewer Refunding Revenue	06/29/21	0.700 - 3.000	24,645,000	22,945,000	338,026.23	04/51	DTC	S&J
Putnam PSD 21-B Sewer Refunding Reserve	06/29/21				0.00		SB	04/01/2051
Putnam PSD (POA) 87-A Sewer Revenue	03/12/87	8.380 - 8.380	878,743	197,772	54,824.11	10/26	BNY	S&J
Putnam PSD (POA) 87-A Sewer Reserve	03/12/87				0.00		SB	10/01/2026
Putnam PSD (POA) 87-B Sewer Revenue	03/12/87	0.000 - 0.000	215,535	17,015	4,789.21	10/26	BNY	S&J
Putnam PSD (POA) 87-B Sewer Reserve	03/12/87				6,453.47			

ACCOUNT NAME	ISSUE DATE	INTEREST	ORIGINAL ISSUANCE	6/30/2024 OUSTANDING	6/30/2024 ACCT BALANCE	LAST DEBT	PAYING AGENT	BOND COUNSEL
Putnam PSD (POA) 90-A Sewer Revenue	02/23/90	7.850 - 7.850	214,969	82,709	11,304.35	10/29	BNY	S&J
Putnam PSD (POA) 90-A Sewer Reserve	02/23/90				18,294.91			
Putnam PSD (POA) 90-B Sewer Revenue	02/23/90	0.000 - 0.000	10,031	1,543	216.24	10/29	BNY	S&J
Putnam PSD (POA) 90-B Sewer Reserve	02/23/90				293.50			
Putnam PSD 08-A Water Revenue	01/28/08	5.000 - 5.000	1,436,000	1,164,414	39,376.21	10/47	Truist/WDA	S&J
Putnam PSD 08-A Water Reserve	01/28/08				0.00		SB	10/01/2047
Putnam PSD 09-A Water Revenue	12/04/09	2.000 - 2.000	627,000	231,774	4,017.00	12/30	BPH	S&J
Putnam PSD 09-A Water Reserve	12/04/09				0.00		SB	12/01/2030
Putnam PSD 09-B Water Revenue	12/04/09	2.000 - 2.000	100,000	36,965	641.13	12/30	BPH	S&J
Putnam PSD 09-B Water Reserve	12/04/09				0.00		SB	12/01/2030
Putnam PSD 20-A Water Revenue	08/06/20	1.000 - 3.000	6,825,000	6,115,000	187,676.92	11/45	DTC	S&J
Putnam PSD 20-A Water Reserve	08/06/20				0.00		SB	11/01/2045
Putnam PSD 21-A Water Refunding Revenue	06/29/21	0.700 - 3.000	16,055,000	14,890,000	104,276.48	06/51	DTC	S&J
Putnam PSD 21-A Water Refunding Reserve	06/29/21				0.00		SB	06/01/2051
Putnam PSD 99-A Water Revenue	06/16/99	5.800 - 5.800	6,440,000	5,314,987	189,380.87	10/38	BNY	S&J
Putnam PSD 99-A Water Reserve	06/16/99				0.00		SB	10/01/2038
Putnam PSD 99-B Water Revenue	06/16/99	3.400 - 5.500	5,425,000	2,105,000	228,406.30	10/38	BNY	S&J
Putnam PSD 99-B Water Reserve	06/16/99				0.00		SB	10/01/2038
Putnam Union PSD 97-A Water Revenue	03/07/97	6.250 - 6.250	350,000	200,224	15,872.30	10/35	BNY	JK
Putnam Union PSD 97-A Water Reserve	03/07/97				24,873.02			
Rainelle 15-A Water Reserve	03/11/15				72,470.51			
Raleigh County PSD 22-A Water Refunding Revenue	03/01/22	1.200 - 4.000	15,270,000	14,060,000	116,955.57	06/52	DTC	S&J
Ravencliff-McGraws-Saulsville PSD 09-A Water Res	02/02/09				65,227.65			
Ravencliff-McGraws-Saulsville PSD 09-B Water Revenue	02/02/09	0.000 - 0.000	1,586,000	1,009,256	4,778.60	12/48	UNB	S&J
Ravencliff-McGraws-Saulsville PSD 09-B Water Res	02/02/09				45,213.00			
Ravencliff-McGraws-Saulsville PSD 12-A Water Res	03/19/12				12,237.75			
Ravencliff-McGraws-Saulsville PSD 17-A Water Ref Revenue	01/24/17	3.400 - 3.400	148,900	61,441	1,522.25	08/28	OVB	S&J
Ravencliff-McGraws-Saulsville PSD 17-A W Ref Res	01/24/17				15,294.02			
Ravencliff-McGraws-Saulsville PSD 17-B Water Ref Revenue	01/24/17	3.500 - 3.500	35,800	21,750	285.79	11/32	OVB	S&J

ACCOUNT NAME	ISSUE DATE	INTEREST	ORIGINAL ISSUANCE	6/30/2024 OUSTANDING	6/30/2024 ACCT BALANCE	LAST DEBT	PAYING AGENT	BOND COUNSEL
Ravencliff-McGraws-Saulsville PSD 17-B W Ref Res	01/24/17				3,075.06			
Ravencliff-McGraws-Saulsville PSD 17-C Water Ref Revenue	01/24/17	3.550 - 3.550	187,900	125,299	1,379.21	11/34	OVB	S&J
Ravencliff-McGraws-Saulsville PSD 17-C W Ref Res	01/24/17				14,836.45			
Ravencliff-McGraws-Saulsville PSD 19-A Water Res	03/01/19				24,117.70			
Ravencliff-McGraws-Saulsville PSD 97 Water Reserve	08/20/97				57,770.49			
Ravenswood 06-A Sewer Reserve	06/19/06				152,455.90			
Ravenswood 06-B Sewer Reserve	06/19/06				75,365.15			
Ravenswood 12-A Sewer Reserve	06/07/12				62,500.65			
Ravenswood 06-A Water Revenue	04/25/06	3.000 - 3.000	733,958	139,892	12,668.27	06/27	UNB	S&J
Ravenswood 06-A Water Reserve	04/25/06				50,252.97			
Ravenswood 21-A Water Revenue	11/18/21	2.360 - 2.360	5,062,245	2,771,189	86,579.09	06/48	BPH	S&J
Ravenswood 21-A Water Reserve	11/18/21				29,877.42			
Ravenswood 21-B Water Revenue	11/18/21	3.000 - 3.000	1,027,193	927,072	16,250.99	06/43	UNB	S&J
Ravenswood 21-B Water Reserve	11/18/21				10,389.31			
Red Sulphur PSD 05-A Water & Sewer Revenue	08/11/05	0.000 - 0.000	4,150,000	2,308,609	32,811.26	06/45	UNB	S&J
Red Sulphur PSD 05-A Water & Sewer Reserve	08/11/05				125,826.68			
Red Sulphur PSD 06-B Water & Sewer Revenue	11/06/06	0.000 - 0.000	473,000	473,000	66,603.78	09/46	UNB	S&J
Red Sulphur PSD 06-B Water & Sewer Reserve	11/06/06				27,723.89			
Red Sulphur PSD 21-A Water & Sewer Refunding Revenue	02/26/21	2.150 - 2.150	851,400	564,956	9,422.61	04/30	NBB	S&J
Red Sulphur PSD 21-A Water & Sewer Ref Reserve	02/26/21				77,639.97			
Red Sulphur PSD 21-B Water & Sewer Refunding Revenue	02/26/21	2.180 - 2.180	3,904,300	3,311,338	23,771.73	03/36	NBB	S&J
Red Sulphur PSD 21-B Water & Sewer Ref Reserve	02/26/21				356,035.05			
Red Sulphur PSD 87-A Water & Sewer Revenue	11/16/87	8.380 - 8.380	738,647	166,244	53,664.38	10/26	BNY	S&J
Red Sulphur PSD 87-A Water & Sewer Reserve	11/16/87				66,540.05			
Red Sulphur PSD 87-B Water & Sewer Revenue	11/16/87	0.000 - 0.000	181,173	14,303	14,331.73	10/26	BNY	S&J
Reedsville 01 Sewer Reserve	08/22/01				26,789.93			
Reedsville 12-A Sewer Revenue	03/15/12	0.000 - 0.000	1,751,032	1,265,134	5,512.78	12/51	DEP	S&J
Reedsville 12-A Sewer Reserve	03/15/12				49,146.84			
Reedy 14 Water Reserve	09/25/14				3,338.85			

ACCOUNT NAME	ISSUE DATE	INTEREST	ORIGINAL ISSUANCE	6/30/2024 OUSTANDING	6/30/2024 ACCT BALANCE	LAST DEBT	PAYING AGENT	BOND COUNSEL
Richwood 02 Water & Sewer Revenue	12/18/02	0.000 - 0.000	682,314	204,690	5,479.55	06/33	DEP	BR
Richwood 02 Water & Sewer Reserve	12/18/02				28,513.38			
Richwood 09-A Water & Sewer Revenue	09/02/09	0.000 - 0.000	1,308,155	852,395	3,324.62	09/49	UNB	S&J
Richwood 09-A Water & Sewer Reserve	09/02/09				36,833.86			
Richwood 21-A Water & Sewer Revenue	05/25/21	0.250 - 0.250	600,000	563,513	2,091.00	03/61	DEP	S&J
Richwood 21-A Water & Sewer Reserve	05/25/21				4,389.04			
Richwood 22-A Water & Sewer Revenue	06/16/22	0.500 - 0.500	5,060,390	4,365,886	0.00	06/62	BPH	S&J
Richwood 22-A Water & Sewer Reserve	06/16/22				0.00			
Ridgeley 03-A Sewer Revenue	03/11/03	0.000 - 0.000	665,979	221,979	4,341.18	06/34	DEP	S&J
Ridgeley 03-A Sewer Reserve	03/11/03				25,215.20			
Ridgeley 88-A Sewer Revenue	08/04/88	9.000 - 9.000	159,327	57,780	9,971.31	10/28	BNY	S&J
Ridgeley 88-A Sewer Reserve	08/04/88				15,255.84			
Ridgeley 88-B Sewer Revenue	08/04/88	0.000 - 0.000	39,832	5,118	918.57	10/28	BNY	S&J
Ridgeley 88-B Sewer Reserve	08/04/88				1,137.91			
Ripley 15-A Sewer Revenue	12/17/15	2.000 - 2.000	8,276,500	6,820,462	42,619.10	09/47	UNB	S&J
Ripley 15-A Sewer Reserve	12/17/15				273,612.67			
Ripley 15-B Sewer Reserve	12/17/15				126,218.36			
Ripley 22-A Sewer Reserve	07/26/22				0.00			
Ripley 22-B Sewer Revenue	07/26/22	1.000 - 1.000	2,710,000	2,705,000	0.00	06/62	UNB	S&J
Ripley 22-B Sewer Reserve	07/26/22				0.00			
Ripley 22-C Sewer Revenue	07/26/22	0.250 - 0.250	9,000,000	7,892,505	0.00	06/62	DEP	S&J
Ripley 22-C Sewer Reserve	07/26/22				0.00			
Ripley 22 Sewer Refunding Revenue	05/25/22	3.250 - 3.250	550,000	497,982	4,102.28	02/38	Truist Govrn	S&J
Ripley 22 Sewer Refunding Reserve	05/25/22				49,218.53			
Ripley 89-A Sewer Revenue	12/28/89	7.850 - 7.850	487,262	162,526	29,914.97	10/28	BNY	G&G
Ripley 89-A Sewer Reserve	12/28/89				41,636.35			
Ripley 89-B Sewer Revenue	12/28/89	0.000 - 0.000	22,738	2,992	855.42	10/28	BNY	G&G
Ripley 89-B Sewer Reserve	12/28/89				1,121.11			
Ripley 20-A Water Refunding Revenue	02/11/20	2.940 - 2.940	4,635,700	3,528,057	35,902.60	03/35	Truist Govrn	S&J

ACCOUNT NAME	ISSUE DATE	INTEREST	ORIGINAL ISSUANCE	6/30/2024 OUSTANDING	6/30/2024 ACCT BALANCE	LAST DEBT	PAYING AGENT	BOND COUNSEL
Ripley 20-A Water Refunding Reserve	02/11/20				419,198.34			
Rivesville 11-A Water Revenue	10/12/11	0.000 - 0.000	2,585,276	1,841,774	7,315.93	09/51	UNB	S&J
Rivesville 11-A Water Reserve	10/12/11				72,840.17			
Rivesville 13-A Water Revenue	08/15/13	3.000 - 3.000	130,000	88,221	3,444.97	07/37	Truist/WDA	S&J
Rivesville 13-A Water Reserve	08/15/13				8,310.77			
Rivesville 13-B Water Revenue	12/19/13	0.000 - 0.000	200,000	148,422	547.44	12/53	UNB	S&J
Rivesville 13-B Water Reserve	12/19/13				5,299.15			
Rivesville 22-A Water Revenue	10/20/22	2.000 - 2.000	775,000	722,978	9,470.34	12/52	UNB	S&J
Rivesville 22-A Water Reserve	10/20/22				5,665.10			
Roane County Schools 19 GO	07/09/19	2.000 - 3.000	9,745,000	7,070,000	128,513.66	06/34	DTC	BR
Roane County Schools 19 GO Sur Col	07/09/19				638,342.17			
Romney 06-A Sewer Refunding Revenue	08/08/06	0.000 - 0.000	2,880,000	1,645,688	8,159.70	06/46	UNB	S&J
Romney 06-A Sewer Refunding Reserve (R)*	08/08/06				83,384.83			
Romney 14-A Sewer Revenue	02/13/14	0.000 - 0.000	3,600,000	3,032,307	11,790.30	12/47	DEP	S&J
Romney 14-A Sewer Reserve	02/13/14				108,952.90			
Romney 14-C Sewer Revenue	02/13/14	0.000 - 0.000	1,276,227	794,592	6,343.36	03/38	UNB	S&J
Romney 14-C Sewer Reserve	02/13/14				61,766.80			
Romney 17-A Sewer Refunding Revenue	02/22/17	3.500 - 3.500	363,000	243,673	2,638.36	01/35	ROM	S&J
Romney 17-A Sewer Refunding Reserve (R)*	02/22/17				29,187.05			
Romney 19-A Sewer Revenue	05/30/19	0.000 - 0.000	773,256	684,588	2,159.33	03/59	DEP	S&J
Romney 19-A Sewer Reserve	05/30/19				9,718.56			
Romney 12-A Water Reserve	03/16/12				20,553.73			
Romney 12-B Water Reserve	03/16/12				2,057.72			
Romney 16-A Water Reserve	08/01/16				27,686.89			
Romney 17-A Water Refunding Revenue	04/12/17	4.100 - 4.100	1,979,000	1,467,744	14,036.70	05/37	OVB	S&J
Romney 17-A Water Refunding Reserve	04/12/17				153,556.94			
Romney 21-A Water Revenue	03/18/21	2.000 - 2.000	200,000	142,945	3,554.92	06/51	UNB	S&J
Romney 21-A Water Reserve	03/18/21				2,912.76			
Romney 97-B Water Revenue	08/25/97	0.000 - 0.000	1,424,038	119,435	10,266.52	06/37	UNB	S&J

ACCOUNT NAME	ISSUE DATE	INTEREST	ORIGINAL ISSUANCE	6/30/2024 OUSTANDING	6/30/2024 ACCT BALANCE	LAST DEBT	PAYING AGENT	BOND COUNSEL
Romney 97-B Water Reserve	08/25/97				41,049.66			
Ronceverte 15-A Sewer Revenue	08/18/15	0.000 - 0.000	14,481,456	12,051,681	45,160.55	06/55	DEP	S&J
Ronceverte 15-A Sewer Reserve	08/18/15				267,281.57			
Ronceverte 08-A Water Revenue	09/05/08	0.000 - 0.000	2,000,000	1,049,981	8,309.60	03/40	BPH	S&J
Ronceverte 08-A Water Reserve	09/05/08				73,484.47			
Ronceverte 19-A Water Revenue	08/28/19	1.000 - 1.000	325,000	284,662	1,573.96	03/50	BPH	S&J
Ronceverte 19-A Water Reserve	08/23/19				5,829.00			
Ronceverte 20-A Water Revenue	12/09/20	0.750 - 0.750	2,275,000	2,121,546	9,463.33	03/52	BPH	S&J
Ronceverte 20-A Water Reserve	12/09/20				20,861.58			
Rowlesburg 06-A Water Reserve	10/13/06				21,404.48			
Rowlesburg 11-A Water Revenue	07/22/11	0.000 - 0.000	517,500	358,297	1,507.66	12/50	UNB	S&J
Rowlesburg 11-A Water Reserve	07/22/11				14,775.51			
Rowlesburg 17-A Water Revenue	08/02/17	1.000 - 1.000	2,000,000	1,759,152	6,867.59	06/57	UNB	S&J
Rowlesburg 17-A Water Reserve	08/02/17				37,758.84			
Rupert 17-A Water Reserve	05/12/17				22,920.24			
Salem 18-A Sewer Revenue	03/28/18	4.000 - 4.000	1,310,000	880,000	59,590.66	12/32	DTC	S&J
Salem 18-A Sewer Reserve	03/28/18				123,432.15			
Salem 18-B Sewer Revenue	03/28/18	3.000 - 4.000	2,255,000	1,760,000	73,521.45	12/37	DTC	S&J
Salem 18-B Sewer Reserve	03/28/18				171,757.31			
Salem 10-A Water Revenue	01/14/10	0.000 - 0.000	900,000	517,500	3,330.38	09/41	BPH	S&J
Salem 10-A Water Reserve	01/14/10				32,714.65			
Salt Rock Sewer PSD 03-A Sewer Revenue	07/31/03	0.000 - 0.000	2,050,000	1,005,146	7,051.20	06/43	DEP	S&J
Salt Rock Sewer PSD 03-A Sewer Reserve	07/31/03				56,418.19			
Salt Rock Sewer PSD 03-B Sewer Revenue	07/31/03	5.000 - 5.000	60,000	42,611	1,756.34	10/42	Truist/WDA	S&J
Salt Rock Sewer PSD 03-B Sewer Reserve	07/31/03				3,621.57			
Salt Rock Sewer PSD 04-A Sewer Revenue	12/29/04	0.000 - 0.000	11,068,062	5,931,902	38,531.03	12/44	DEP	S&J
Salt Rock Sewer PSD 04-A Sewer Reserve	12/29/04				308,581.98			
Salt Rock Sewer PSD 04-B Sewer Revenue	12/29/04	0.000 - 0.000	7,500,000	4,019,608	24,998.14	12/44	UNB	S&J
Salt Rock Sewer PSD 04-B Sewer Reserve	12/29/04				209,103.45			

ACCOUNT NAME	ISSUE DATE	INTEREST	ORIGINAL ISSUANCE	6/30/2024 OUSTANDING	6/30/2024 ACCT BALANCE	LAST DEBT	PAYING AGENT	BOND COUNSEL
Salt Rock Sewer PSD 87-A Sewer Revenue	04/15/87	8.380 - 8.380	1,185,479	266,810	73,071.11	10/26	BNY	S&J
Salt Rock Sewer PSD 87-A Sewer Reserve	04/15/87				107,066.15			
Salt Rock Sewer PSD 87-B Sewer Revenue	04/15/87	0.000 - 0.000	290,771	22,956	6,333.65	10/26	BNY	S&J
Salt Rock Sewer PSD 87-B Sewer Reserve	04/15/87				8,160.31			
Salt Rock Sewer PSD 90-A Sewer Revenue	03/02/90	7.850 - 7.850	248,408	95,573	12,859.43	10/29	BNY	S&J
Salt Rock Sewer PSD 90-A Sewer Reserve	03/02/90				21,137.63			
Salt Rock Sewer PSD 90-B Sewer Revenue	03/02/90	0.000 - 0.000	11,592	1,783	254.28	10/29	BNY	S&J
Salt Rock Sewer PSD 90-B Sewer Reserve	03/02/90				317.81			
Salt Rock Water PSD 00-A Water Revenue	09/21/00	4.500 - 5.875	9,300,000	6,140,000	188,085.75	06/40	BNY	S&J
Salt Rock Water PSD 00-A Water Reserve	09/21/00				0.00		LOC	06/01/2040
Salt Rock Water PSD 00-B Water Revenue	09/21/00	0.000 - 0.000	3,000,000	1,249,979	7,877.85	09/40	UNB	S&J
Salt Rock Water PSD 00-B Water Reserve	09/21/00				0.00		LOC	09/01/2040
Salt Rock Water PSD 08-A Water Revenue	12/19/08	0.000 - 0.000	296,800	186,919	809.36	09/48	UNB	S&J
Salt Rock Water PSD 08-A Water Reserve	12/19/08				0.00		LOC	09/01/2048
Salt Rock Water PSD 21-A Water Revenue	01/28/21	0.750 - 0.750	2,488,000	2,357,715	194,810.41	09/52	BPH	S&J
Salt Rock Water PSD 21-A Water Reserve	01/28/21				101,099.36			
Shady Spring PSD 02-A Sewer Revenue	03/08/02	0.000 - 0.000	2,419,905	746,127	9,432.38	09/33	DEP	JTP
Shady Spring PSD 02-A Sewer Reserve (R)*	03/08/02				90,465.55			
Shady Spring PSD 05-A Sewer Revenue	12/13/05	0.000 - 0.000	2,875,000	1,626,644	8,224.61	12/45	UNB	JTP
Shady Spring PSD 05-A Sewer Reserve	12/13/05				84,851.83			
Shady Spring PSD 05-B Sewer Revenue	12/19/05	0.000 - 0.000	3,078,043	1,741,500	9,673.05	12/45	DEP	JTP
Shady Spring PSD 05-B Sewer Reserve	12/19/05				90,841.03			
Shady Spring PSD 10 Sewer Revenue	10/12/10	0.000 - 0.000	2,422,826	1,433,491	9,468.76	03/42	DEP	BR
Shady Spring PSD 10 Sewer Reserve	10/12/10				88,082.56			
Shady Spring PSD 16 Sewer Revenue	05/06/16	0.500 - 0.500	6,978,924	5,609,972	28,548.05	03/48	DEP	BR
Shady Spring PSD 16 Sewer Reserve	05/06/16				172,340.88			
Shady Spring PSD 19 Sewer Revenue	10/08/19	2.500 - 2.500	8,400,000	7,347,410	69,276.35	09/39	DEP	BR
Shady Spring PSD 19 Sewer Reserve	10/08/19				174,701.48			
Shady Spring PSD 24-A Sewer Revenue	04/18/24	2.750 - 2.750	2,999,379	109,973	0.00	03/41	DEP	JK

ACCOUNT NAME	ISSUE DATE	INTEREST	ORIGINAL ISSUANCE	6/30/2024 OUSTANDING	6/30/2024 ACCT BALANCE	LAST DEBT	PAYING AGENT	BOND COUNSEL
Shady Spring PSD 24-A Sewer Reserve	04/18/24				0.00			
Shady Spring PSD 97-D Sewer Refunding Revenue	06/24/97	6.250 - 6.250	3,056,955	1,752,207	116,831.92	10/35	BNY	JTP
Shady Spring PSD 97-D Sewer Refunding Reserve (R)*	06/24/97				217,623.34			
Shady Spring PSD 99-B Sewer Revenue	03/18/99	5.750 - 5.750	165,000	100,979	5,789.25	10/37	Truist/WDA	JTP
Shady Spring PSD 99-B Sewer Reserve	03/18/99				10,987.86			
Shepherdstown 10-A Sewer Revenue	11/22/10	0.000 - 0.000	9,172,697	3,728,511	23,828.49	06/42	DEP	BR
Shepherdstown 10-A Sewer Reserve	11/22/10				228,742.43			
Shepherdstown 03-A Water Revenue	06/13/03	0.000 - 0.000	699,459	221,481	6,582.93	12/33	BPH	BR
Shepherdstown 03-A Water Reserve	06/13/03				26,918.06			
Shepherdstown 12 Water Revenue	07/19/12	1.000 - 1.000	4,000,000	3,056,832	16,152.67	06/52	UNB	BR
Shepherdstown 12 Water Reserve	07/19/12				128,672.89			
Shepherdstown 17 Water Revenue	06/15/17	2.250 - 4.250	2,650,000	2,250,000	58,982.41	03/47	DTC	G&G
Shepherdstown 17 Water Reserve	06/15/17				175,756.74			
Shepherdstown 21 Water Revenue	09/15/21	2.350 - 2.350	1,250,000	1,060,222	9,032.95	10/36	JSB	BR
Shepherdstown 21 Water Reserve	09/15/21				28,955.21			
Shinnston 10-A Sewer Reserve	10/25/10				122,437.38			
Shinnston 90-A Sewer Revenue	03/29/90	7.850 - 7.850	2,245,223	863,841	139,546.69	10/29	BNY	S&J
Shinnston 90-A Sewer Reserve	03/29/90				191,014.58			
Shinnston 90-B Sewer Revenue	03/29/90	0.000 - 0.000	104,777	16,120	2,697.32	10/29	BNY	S&J
Shinnston 90-B Sewer Reserve	03/29/90				3,007.28			
Shinnston 05-A Water Reserve	11/17/05				261,597.15			
Shinnston 18-A Water Reserve	02/08/18				47,141.26			
Shinnston 83 Water Reserve	09/01/83				29,500.34			
Short Line PSD 05-A Water Revenue	08/24/05	0.000 - 0.000	1,274,183	699,551	3,622.95	06/45	UNB	S&J
Short Line PSD 05-A Water Reserve	08/24/05				38,255.75			
Short Line PSD 10-A Water Revenue	04/06/10	0.000 - 0.000	599,839	395,978	1,708.62	03/50	UNB	S&J
Short Line PSD 10-A Water Reserve	04/06/10				17,729.58			
Short Line PSD 90 Water Reserve	05/09/91				7,272.71			
Sissonville PSD 01 Sewer Refunding Revenue	12/28/01	5.250 - 6.000	1,440,000	205,000	87,808.90	10/25	DTC	G&G

ACCOUNT NAME	ISSUE DATE	INTEREST	ORIGINAL ISSUANCE	6/30/2024 OUSTANDING	6/30/2024 ACCT BALANCE	LAST DEBT	PAYING AGENT	BOND COUNSEL
Sissonville PSD 01 Sewer Refunding Reserve	12/28/01				59,471.64			
Sissonville PSD 03-A Sewer Revenue	06/17/03	2.000 - 2.000	1,313,000	19,854	21,767.31	09/24	DEP	G&G
Sissonville PSD 21-A Sewer Revenue	03/25/21	2.170 - 2.170	265,000	222,608	6,490.05	03/41	DEP	G&G
Sissonville PSD 21-A Sewer Reserve	03/25/21				4,615.32			
Sistersville 13-A Sewer Revenue	02/27/13	0.000 - 0.000	200,888	149,135	633.87	09/52	DEP	S&J
Sistersville 13-A Sewer Reserve	02/27/13				5,474.75			
Sistersville 21-A Sewer Revenue	07/29/21	1.750 - 1.750	395,000	289,197	5,446.84	06/51	DEP	S&J
Sistersville 21-A Sewer Reserve	07/29/21				4,394.33			
Sistersville 10-A Water Reserve	02/26/10				24,004.62			
Sistersville 20-A Water Revenue	10/29/20	1.000 - 1.000	3,550,000	3,251,828	15,694.08	09/60	UNB	S&J
Sistersville 20-A Water Reserve	10/29/20				27,376.10			
Smithers 03-A Sewer Reserve	11/06/03				28,280.20			
Smithers 03-B Sewer Revenue	11/06/03	0.000 - 0.000	800,000	402,614	4,045.10	09/43	UNB	G&G
Smithers 03-B Sewer Reserve	11/06/03				23,700.16			
Sophia 07-A Sewer Revenue	10/23/07	3.000 - 3.000	767,031	225,615	13,239.95	03/29	UNB	S&J
Sophia 07-A Sewer Reserve	10/23/07				52,517.37			
Sophia 17 Sewer Revenue	03/30/17	3.780 - 3.780	560,000	335,716	4,686.42	05/32	CITY NB	S&J
Sophia 17 Sewer Reserve	03/30/17				38,451.85			
Sophia 95 Sewer Revenue	07/24/95	6.750 - 6.750	156,705	82,010	7,987.08	10/33	BNY	G&G
Sophia 95 Sewer Reserve	07/24/95				11,853.55			
South Charleston 04-B Sewer Revenue	06/18/04	0.000 - 0.000	1,072,997	299,646	28,821.89	03/32	DEP	JK
South Charleston 04-B Sewer Reserve	06/18/04				44,583.57			
South Charleston 24-A Sewer Revenue	05/08/24	0.000 - 0.000	3,522,850	234,411	0.00	03/32	DEP	JK
South Charleston 24-A Sewer Reserve	05/08/24				0.00			
South Charleston 86-B Sewer Revenue	08/29/86	0.000 - 0.000	378,985	19,435	20,490.51	10/25	BNY	JK
Southern Jackson County PSD 02 Sewer Revenue	05/30/02	0.000 - 0.000	2,888,924	1,349,432	22,694.59	03/42	UNB	G&G
Southern Jackson County PSD 02 Sewer Reserve	05/30/02				88,315.05			
Southern Jackson County PSD 22-A Sewer Revenue	06/16/22	0.250 - 0.250	13,700,000	13,461,350	32,961.89	06/62	DEP	G&G
Southern Jackson County PSD 22-A Sewer Reserve	06/16/22				3,150.30			

ACCOUNT NAME	ISSUE DATE	INTEREST	ORIGINAL ISSUANCE	6/30/2024 OUSTANDING	6/30/2024 ACCT BALANCE	LAST DEBT	PAYING AGENT	BOND COUNSEL
Southern Jackson County PSD 05 Water Reserve	09/23/05				60,962.77			
Southern Jackson County PSD 13 Water Revenue	02/14/13	0.000 - 0.000	3,140,000	2,119,487	24,361.43	09/44	BPH	JK
Southern Jackson County PSD 13 Water Reserve	02/14/13				110,111.22			
Southern Jackson County PSD 22-A Water Ref Revenue	03/25/22	2.680 - 2.680	979,534	861,541	7,177.86	04/37	Truist Govrn	G&G
Southern Jackson County PSD 22-A Water Ref Reserve	03/25/22				86,572.79			
Southern Jackson County PSD 22-B Water Ref Revenue	03/25/22	2.650 - 2.650	306,493	266,847	2,348.81	06/36	Truist Govrn	G&G
Southern Jackson County PSD 22-B Water Ref Reserve	03/25/22				28,332.62			
Southern Jackson County PSD 22-A Water Reserve	02/03/22				2,576.83			
Southern Jackson County PSD 98-A Water Revenue	05/22/98	0.000 - 0.000	380,000	133,121	4,254.67	03/38	UNB	JK
Southern Jackson County PSD 98-A Water Reserve	05/22/98				11,165.47			
Southwestern Water PSD 10-A Water Reserve	03/12/10				219,238.32			
Southwestern Water PSD 10-B Water Revenue	03/12/10	0.000 - 0.000	6,100,000	3,507,478	23,111.51	09/41	BPH	S&J
Southwestern Water PSD 10-B Water Reserve	03/12/10				221,764.78			
Spencer 00 Sewer Reserve	08/24/00				18,385.33			
Spencer 19 Sewer Reserve	07/26/19				8,415.24			
Spencer 09 Water Reserve	10/08/09				22,661.15			
Spencer 10 Water Reserve	05/05/10				45,568.92			
Spencer 12 Water Reserve	09/13/12				15,534.59			
Spencer 70 Water Replacement	01/01/70				0.00			
Spencer 93 Water Reserve	03/18/93				18,124.85			
Spencer 98 Water Reserve	06/05/98				50,066.90			
St Albans 08-A Water & Sewer Revenue	12/03/08	4.370 - 4.370	2,735,000	837,366	19,877.79	12/28	HUNT OH	S&J
St Albans 08-A Water & Sewer Reserve	12/03/08				231,013.95			
St Albans 14-A Water & Sewer Revenue	06/30/14	2.500 - 4.750	2,200,000	1,735,000	17,249.31	06/44	DTC	S&J
St Albans 14-A Water & Sewer Reserve	06/30/14				154,276.00			
St Albans 14-B Water & Sewer Refunding Revenue	09/30/14	2.000 - 4.500	7,745,000	6,290,000	194,639.91	12/40	DTC	S&J
St Albans 14-B Water & Sewer Refunding Reserve	09/30/14				536,820.50			
St Albans 19-A Water & Sewer Revenue	05/10/19	3.260 - 3.260	1,500,000	1,080,885	11,722.69	06/34	Truist Govrn	S&J
St Albans 19-A Water & Sewer Reserve	05/10/19				140,759.09			

ACCOUNT NAME	ISSUE DATE	INTEREST	ORIGINAL ISSUANCE	6/30/2024 OUSTANDING	6/30/2024 ACCT BALANCE	LAST DEBT	PAYING AGENT	BOND COUNSEL
St Marys 06-A Water & Sewer Revenue	07/10/06	0.500 - 0.500	1,581,250	687,717	6,436.36	06/36	UNB	JK
St Marys 06-A Water & Sewer Reserve	07/10/06				60,671.84			
St Marys 08-A Water & Sewer Refunding Reserve	11/05/08				244,062.08			
St Marys 08-B Water & Sewer Refunding Reserve	11/05/08				57,472.91			
St Marys 09-A Water & Sewer Revenue	11/20/09	0.000 - 0.000	3,057,992	1,108,517	33,736.55	09/31	DEP	JK
St Marys 09-A Water & Sewer Reserve	11/20/09				166,738.18			
St Marys 12-A Water & Sewer Revenue	01/05/12	0.000 - 0.000	3,455,401	2,188,148	13,808.65	03/43	DEP	JK
St Marys 12-A Water & Sewer Reserve	01/05/12				126,117.99			
St Marys 12-B Water & Sewer Revenue	01/05/12	2.000 - 2.000	4,203,500	2,152,942	35,537.87	09/33	BPH	JK
St Marys 12-B Water & Sewer Reserve	01/05/12				262,378.58			
Stonewood 09-A Water Reserve	04/24/09				41,921.37			
Stonewood 09-B Water Reserve	04/24/09				39,925.52			
Stonewood 14-A Water Revenue	03/20/14	0.000 - 0.000	2,250,000	1,593,750	9,391.52	09/45	BPH	S&J
Stonewood 14-A Water Reserve	03/20/14				80,797.10			
Sugar Creek PSD 10-A Water Revenue	01/07/10	0.000 - 0.000	312,500	174,469	1,846.61	03/41	BPH	S&J
Sugar Creek PSD 10-A Water Reserve	01/07/10				11,371.36			
Sugar Creek PSD 11-A Water Revenue	10/06/11	0.000 - 0.000	1,100,000	783,640	3,113.22	09/51	UNB	S&J
Sugar Creek PSD 11-A Water Reserve	10/06/11				33,107.39			
Summersville 02-A Water & Sewer Revenue	12/18/02	0.000 - 0.000	4,661,505	2,269,417	30,466.42	12/42	UNB	S&J
Summersville 02-A Water & Sewer Reserve	12/18/02				141,098.82			
Summersville 02-B Water & Sewer Revenue	12/18/02	0.000 - 0.000	2,388,495	835,973	22,741.94	12/34	BPH	S&J
Summersville 02-B Water & Sewer Reserve	12/18/02				91,513.23			
Summersville 07-A Water & Sewer Revenue	05/15/07	0.000 - 0.000	8,682,265	4,031,040	33,549.70	06/37	UNB	BR
Summersville 07-A Water & Sewer Reserve	05/15/07				347,005.78			
Summersville 07-B Water & Sewer Revenue	05/15/07	0.000 - 0.000	2,000,000	888,864	8,546.43	06/36	DEP	BR
Summersville 07-B Water & Sewer Reserve	05/15/07				82,901.45			
Summersville 09-A Water & Sewer Reserve	11/12/09				110,509.55			
Summersville 09-B Water & Sewer Reserve	11/12/09				5,409.99			
Summersville 12-A Water & Sewer Revenue	04/02/12	1.000 - 1.000	1,128,609	833,752	3,718.24	03/52	UNB	S&J

ACCOUNT NAME	ISSUE DATE	INTEREST	ORIGINAL ISSUANCE	6/30/2024 OUSTANDING	6/30/2024 ACCT BALANCE	LAST DEBT	PAYING AGENT	BOND COUNSEL
Summersville 12-A Water & Sewer Reserve	04/02/12				35,368.97			
Summersville 14-A Water & Sewer Revenue	08/12/14	1.000 - 1.000	1,794,500	1,471,130	7,030.69	06/54	UNB	S&J
Summersville 14-A Water & Sewer Reserve	08/12/14				61,950.95			
Summersville 90-A Water & Sewer Revenue	04/06/90	7.850 - 7.850	281,848	108,440	17,516.79	10/29	BNY	VLF
Summersville 90-A Water & Sewer Reserve	04/06/90				23,978.90			
Summersville 90-B Water & Sewer Revenue	04/06/90	0.000 - 0.000	13,152	2,023	642.24	10/29	BNY	VLF
Summersville 90-B Water & Sewer Reserve	04/06/90				394.31			
Summersville 91-A Water & Sewer Revenue	08/13/91	8.100 - 8.100	790,057	311,069	50,332.83	10/29	BNY	VLF
Summersville 91-A Water & Sewer Reserve	08/13/91				69,308.91			
Summersville 91-B Water & Sewer Revenue	08/13/91	0.000 - 0.000	35,671	5,632	1,436.48	10/29	BNY	VLF
Summersville 91-B Water & Sewer Reserve	08/13/91				1,083.17			
Summersville 98-A Water & Sewer Revenue	01/06/98	0.000 - 0.000	639,000	221,192	6,837.75	12/37	UNB	VLF
Summersville 98-A Water & Sewer Reserve	01/06/98				18,851.45			
Sun Valley PSD 01-A Sewer Refunding Revenue	10/18/01	0.000 - 0.000	1,073,405	423,516	5,304.13	12/38	UNB	S&J
Sun Valley PSD 01-A Sewer Refunding Reserve	10/18/01				33,664.31			
Sun Valley PSD 10-A Sewer Reserve	07/13/10				52,631.17			
Sun Valley PSD 10-B Sewer Revenue	07/13/10	0.000 - 0.000	3,200,000	2,175,161	9,108.70	06/50	UNB	JK
Sun Valley PSD 10-B Sewer Reserve	07/13/10				91,246.63			
Sun Valley PSD 97-A Sewer Revenue	04/10/97	0.000 - 0.000	853,000	282,487	2,575.56	03/37	UNB	S&J
Sun Valley PSD 97-A Sewer Reserve	04/10/97				25,529.06			
Sun Valley PSD 10-A Water Reserve	01/14/10				115,788.58			
Sun Valley PSD 10-B Water Revenue	01/14/10	0.000 - 0.000	300,000	170,000	1,086.32	06/41	BPH	BR
Sun Valley PSD 10-B Water Reserve	01/14/10				11,516.39			
Sun Valley PSD 16-A Water Revenue	10/05/16	2.320 - 2.320	280,000	73,850	3,014.41	11/26	Truist Govrn	S&J
Sun Valley PSD 16-A Water Reserve	10/05/16				23,522.92			
Sun Valley PSD 20-A Water Revenue	09/23/20	3.000 - 3.000	2,596,000	2,349,797	20,785.69	12/41	UNB	S&J
Sun Valley PSD 20-A Water Reserve	09/23/20				47,330.34			
Taylor County PSD 04-A Water Reserve	07/16/04				53,064.65			
Taylor County (Haymond) PSD 04-B Water Revenue	12/10/04	0.000 - 0.000	378,397	151,359	1,398.77	06/36	UNB	S&J

ACCOUNT NAME	ISSUE DATE	INTEREST	ORIGINAL ISSUANCE	6/30/2024 OUSTANDING	6/30/2024 ACCT BALANCE	LAST DEBT	PAYING AGENT	BOND COUNSEL
Taylor County (Haymond) PSD 04-B Water Reserve	12/10/04				14,861.03			
Taylor County (Haymond) PSD 04-A Water Revenue	12/10/04	0.000 - 0.000	1,310,000	693,529	3,796.24	09/44	UNB	S&J
Taylor County (Haymond) PSD 04-A Water Reserve	12/10/04				40,351.60			
Taylor County PSD 07-A Water Reserve	05/24/07				58,990.65			
Taylor County PSD 18-A Water Reserve	02/15/18				52,940.01			
Tennerton PSD 01-A Sewer Reserve	09/13/01				30,139.14			
Tennerton PSD 08-A Sewer Reserve	04/17/08				75,063.53			
Tennerton PSD 86-B Sewer Revenue	03/12/86	0.000 - 0.000	169,883	8,941	12,932.26	10/25	BNY	VLF
Terra Alta 99-B Sewer Revenue	07/22/99	0.000 - 0.000	4,780,000	1,862,334	15,922.76	06/39	UNB	S&J
Terra Alta 99-B Sewer Reserve	07/22/99				147,602.68			
Terra Alta 10-A Water Revenue	02/16/10	0.000 - 0.000	823,639	545,497	2,329.49	12/49	UNB	S&J
Terra Alta 10-A Water Reserve	02/16/10				23,333.87			
Terra Alta 24-A Water Revenue	05/08/24	0.000 - 0.000	1,140,000	339,105	0.00	12/49	BPH	S&J
Terra Alta 24-A Water Reserve	05/08/24				0.00			
Terra Alta 94 Water Reserve	01/17/23				84,406.21			
Terra Alta 98-A Water Revenue	03/30/98	0.000 - 0.000	520,000	178,854	1,919.81	12/37	UNB	S&J
Terra Alta 98-A Water Reserve	03/30/98				15,595.27			
Thomas 97-A Sewer Revenue	12/17/97	0.000 - 0.000	1,500,000	234,773	8,631.15	06/29	DEP	S&J
Thomas 97-A Sewer Reserve	12/17/97				51,178.23			
Tomlinson PSD 04-A Water Revenue	03/09/04	0.000 - 0.000	1,353,815	694,489	8,342.20	03/44	UNB	S&J
Tomlinson PSD 04-A Water Reserve	03/09/04				40,455.75			
Tomlinson PSD 04-B Water Revenue	03/09/04	5.000 - 5.000	669,500	494,634	24,593.14	10/43	Truist/WDA	S&J
Tomlinson PSD 04-B Water Reserve	03/09/04				40,767.31			
Tomlinson PSD 10-A Water Revenue	08/06/10	5.000 - 5.000	100,000	10,727	1,805.78	08/25	FARMERS	S&J
Tomlinson PSD 10-A Water Reserve	08/06/10				10,916.90			
Tomlinson PSD 18-A Water Revenue	06/27/18	0.750 - 0.750	500,000	420,413	4,804.21	03/49	BPH	S&J
Tomlinson PSD 18-A Water Reserve	06/27/18				10,706.34			
Tomlinson PSD 21-A Water Revenue	12/02/21	1.000 - 1.000	10,335,000	9,843,756	45,602.56	12/61	BPH	S&J
Tomlinson PSD 21-A Water Reserve	12/02/21				44,375.07			

ACCOUNT NAME	ISSUE DATE	INTEREST	ORIGINAL ISSUANCE	6/30/2024 OUSTANDING	6/30/2024 ACCT BALANCE	LAST DEBT	PAYING AGENT	BOND COUNSEL
Tri County Water 15 Reserve	08/04/15				33,584.01			
Triadelphia 24-A Water Revenue	06/04/24	0.000 - 0.000	2,772,000	411,888	0.00	12/61	BPH	S&J
Triadelphia 24-A Water Reserve	06/04/24				0.00			
Tunnelton 02 Sewer Reserve	04/19/02				16,413.60			
Tunnelton 16-A Sewer Reserve	06/03/16				16,697.57			
Tunnelton 22-A Sewer Reserve	11/16/22				0.00			
Tunnelton 90 Water Reserve	05/03/90				28,749.00			
Tyler County (Friendly) PSD 04-A Sewer Revenue	09/28/04	0.000 - 0.000	252,100	130,064	742.67	09/44	UNB	S&J
Tyler County (Friendly) PSD 04-A Sewer Reserve	09/28/04				7,397.06			
Tyler County PSD 20-A Sewer Reserve	05/22/20				5,645.80			
Tyler County PSD 20-B Sewer Reserve	05/22/20				372.90			
Tyler County (Friendly) PSD 05-A Water Revenue	03/11/05	0.000 - 0.000	300,000	160,645	845.74	03/45	UNB	S&J
Tyler County (Friendly) PSD 05-A Water Reserve	03/11/05				8,914.47			
Tyler County (Friendly) PSD 08-A Water Revenue	12/04/08	0.000 - 0.000	2,450,000	1,549,001	6,896.51	12/48	UNB	S&J
Tyler County (Friendly) PSD 08-A Water Reserve	12/04/08				69,921.91			
Tyler County (Friendly) PSD 12-A Water Reserve	04/19/12				69,627.27			
Tyler County PSD 18-A Water Reserve	11/13/18				4,617.74			
Tyler County PSD 23-A Water Reserve	05/05/23				0.00			
Tyler County PSD 23-B Water Reserve	05/05/23				0.00			
Tyler County PSD 23-C Water Reserve	06/08/23				3,619.58			
Tyler County (Friendly) PSD 94-A Water Reserve	06/22/94				20,374.97			
Tyler County (Friendly) PSD 94-B Water Reserve	11/03/94				4,363.03			
Tyler County (Friendly) PSD 97 Water Reserve	06/11/97				28,287.34			
Union PSD 09-A Sewer Reserve	11/20/09				221,784.00			
Union PSD 09-C Sewer Revenue	11/20/09	0.000 - 0.000	3,074,294	1,114,415	23,309.57	09/31	DEP	JK
Union PSD 09-C Sewer Reserve	11/20/09				153,716.40			
Union PSD 18-A Sewer Revenue	12/07/18	2.500 - 2.500	8,714,198	7,307,550	58,665.68	12/38	DEP	WLO
Union PSD 18-A Sewer Reserve	12/07/18				221,621.08			
Union PSD 91-A Sewer Revenue	08/28/91	8.100 - 8.100	2,139,656	842,444	109,585.98	10/29	BNY	JK

ACCOUNT NAME	ISSUE DATE	INTEREST	ORIGINAL ISSUANCE	6/30/2024 OUSTANDING	6/30/2024 ACCT BALANCE	LAST DEBT	PAYING AGENT	BOND COUNSEL
Union PSD 91-A Sewer Reserve	08/28/91				182,787.00			
Union PSD 91-B Sewer Revenue	08/28/91	7.750 - 7.750	4,229,604	2,011,157	194,457.96	10/31	BNY	JK
Union PSD 91-B Sewer Reserve	08/28/91				346,658.00			
Union PSD 91-C Sewer Revenue	08/28/91	0.000 - 0.000	237,602	44,176	4,835.98	10/31	BNY	JK
Union PSD 91-C Sewer Reserve	08/28/91				6,158.00			
Union 20-A Water & Sewer Revenue	03/25/20	1.000 - 1.000	283,000	254,183	2,926.08	12/50	BPH	S&J
Union 20-A Water & Sewer Reserve	03/25/20				4,180.44			
Union-Williams PSD 00 Sewer Revenue	12/15/00	0.000 - 0.000	412,000	96,124	1,553.26	06/31	DEP	BR
Union-Williams PSD 00 Sewer Reserve	12/15/00				13,796.42			
Union-Williams PSD 04-A Sewer Revenue	02/19/04	0.000 - 0.000	15,596,291	5,848,609	57,978.43	09/35	DEP	BR
Union-Williams PSD 04-A Sewer Reserve	02/19/04				522,292.75			
Union-Williams PSD 04-B Sewer Revenue	02/19/04	0.000 - 0.000	1,900,000	968,627	5,143.13	12/43	UNB	BR
Union-Williams PSD 04-B Sewer Reserve	02/19/04				49,904.47			
Union-Williams PSD 07 Sewer Revenue	03/29/07	0.000 - 0.000	284,652	284,652	0.00	06/38	UNB	BR
Union-Williams PSD 07 Sewer Reserve	03/29/07				0.00			
Union-Williams PSD 22-A Sewer Refunding Revenue	08/05/22	3.420 - 3.420	197,465	162,160	2,402.47	04/31	Truist Govrn	BR
Union-Williams PSD 22-A Sewer Refunding Reserve	08/05/22				19,839.09			
Union-Williams PSD 22-B Sewer Revenue	10/18/22	0.750 - 0.750	595,000	325,040	6,744.04	09/52	DEP	BR
Union-Williams PSD 22-B Sewer Reserve	10/18/22				3,145.30			
Union-Williams PSD 21-A Water Refunding Revenue	06/17/21	2.900 - 2.900	2,422,900	2,062,041	16,336.41	12/37	Truist Govrn	BR
Union-Williams PSD 21-A Water Refunding Reserve	06/17/21				180,267.55			
Union-Williams PSD 21-B Water Refunding Revenue	06/17/21	2.900 - 2.900	1,301,000	903,492	14,306.64	07/30	Truist Govrn	BR
Union-Williams PSD 21-B Water Refunding Reserve	06/17/21				130,705.78			
Valley Falls PSD 07-A Water Revenue	01/12/07	0.000 - 0.000	4,878,315	2,439,147	27,371.14	06/40	UNB	S&J
Valley Falls PSD 07-A Water Reserve	01/12/07				161,331.94			
Vienna 13-A Water & Sewer Revenue	11/14/13	2.000 - 2.000	1,850,308	1,102,801	13,452.58	06/35	DEP	S&J
Vienna 13-A Water & Sewer Reserve	11/14/13				113,356.69			
Vienna 15-A Water & Sewer Revenue	03/25/15	3.000 - 3.000	1,412,542	944,478	11,009.07	06/36	UNB	S&J
Vienna 15-A Water & Sewer Reserve	03/25/15				108,672.02			

ACCOUNT NAME	ISSUE DATE	INTEREST	ORIGINAL ISSUANCE	6/30/2024 OUSTANDING	6/30/2024 ACCT BALANCE	LAST DEBT	PAYING AGENT	BOND COUNSEL
WV American Water Company 10-A Water Revenue Note	01/28/10	0.000 - 0.000	1,925,000	697,799	9,603.96	09/31	BPH	JK
WV Amer Water Comp 10-A Water Reserve	01/28/10				0.00		LOC	09/01/2031
WV Higher Education Facilities 10-B Revenue	12/23/10	7.450 - 7.650	50,265,000	50,265,000	0.00	04/40	DTC	STB
WV Higher Education Facilities 10-B Reserve	12/23/10				498,654.18			
WV Higher Education Policy 12-A Revenue	06/12/12	2.000 - 5.000	124,190,000	75,740,000	282,813.43	04/34	DTC	STB
WV Higher Education Policy 12-B Revenue	06/12/12	2.000 - 4.000	7,975,000	4,400,000	9,463.22	04/34	DTC	STB
Walton PSD 05 Water Reserve	04/14/05				5,460.26			
Walton PSD 08 Water Reserve	07/03/08				10,193.73			
Walton PSD 21 Water Revenue	09/08/21	2.000 - 2.000	544,900	521,273	3,661.61	09/52	UNB	G&G
Walton PSD 21 Water Reserve	09/08/21				4,639.25			
Walton PSD 87 Water Reserve	11/05/87				8,171.92			
Walton PSD (Gandeeville) 91 Water Reserve	09/17/91				9,083.89			
Walton PSD 94-A Water Reserve	02/16/94				6,545.22			
Walton PSD 94-B Water Reserve	02/16/94				492.94			
Walton PSD 97 Water Reserve	10/09/97				28,287.16			
War 99-A Lot 2 Sewer Revenue	06/25/99	0.000 - 0.000	724,274	282,192	4,880.16	06/39	UNB	G&G
War 99-A Sewer Revenue	06/25/99	0.000 - 0.000	245,726	95,702	1,863.35	06/39	UNB	G&G
War 99-A & 99-A Lot 2 Sewer Reserve	06/25/99				25,532.92			
War 08-A Water Revenue	06/26/08	0.000 - 0.000	215,300	129,984	559.17	06/48	UNB	S&J
War 08-A Water Reserve	06/26/08				6,272.17			
War 11-A Water Reserve	01/27/11				46,086.56			
War 11-B Water Reserve	01/27/11				16,758.64			
Wardensville 09-A Sewer Revenue	12/02/09	0.000 - 0.000	279,782	184,111	2,566.79	12/49	DEP	JK
Wardensville 09-A Sewer Reserve	12/02/09				8,299.21			
Wardensville 21-A Sewer Revenue	03/18/21	3.000 - 3.000	139,500	123,501	1,599.36	06/41	UNB	S&J
Wardensville 21-A Sewer Reserve	03/18/21				3,050.07			
Wardensville 08-A Water Revenue	12/10/08	0.000 - 0.000	1,550,000	813,731	6,441.54	03/40	BPH	S&J
Wardensville 08-A Water Reserve	12/10/08				54,874.86			
Wardensville 21-A Water Revenue	03/18/21	2.000 - 2.000	157,000	141,810	1,409.88	06/51	UNB	S&J

ACCOUNT NAME	ISSUE DATE	INTEREST	ORIGINAL ISSUANCE	6/30/2024 OUSTANDING	6/30/2024 ACCT BALANCE	LAST DEBT	PAYING AGENT	BOND COUNSEL
Wardensville 21-A Water Reserve	03/18/21				6,770.69			
Warm Springs PSD 02-A Sewer Revenue	06/25/02	0.000 - 0.000	1,316,000	394,776	5,055.97	06/33	DEP	JK
Warm Springs PSD 02-A Sewer Reserve	06/25/02				50,527.17			
Warm Springs PSD 07-A Sewer Revenue	02/28/07	0.000 - 0.000	8,290,000	1,734,469	23,222.63	09/32	UNB	JK
Warm Springs PSD 07-A Sewer Reserve	02/28/07				245,734.56			
Warm Springs PSD 07-C Sewer Revenue	02/28/07	0.000 - 0.000	3,000,000	2,032,389	13,462.37	12/38	DEP	JK
Warm Springs PSD 07-C Sewer Reserve	02/28/07				207,147.61			
Warm Springs PSD 89 Sewer Reserve	08/03/89				20,042.18			
Warm Springs PSD 98 Sewer Reserve	11/19/98				22,630.01			
Washington Pike PSD 21-A Water Reserve	03/26/21				11,743.23			
Washington Pike PSD 21-B Water Reserve	03/26/21				2,713.13			
Wayne County Building Comm 13-A Lease Reserve	11/18/13				75,041.47			
Wayne County Schools 14 GO	09/25/14	2.000 - 5.000	18,000,000	7,440,000	251,833.48	06/29	DTC	S&J
Wayne County Schools 14 GO Surplus Collections	09/25/14				1,619,958.13			
Wayne 12-A Sewer Reserve	12/17/12				81,256.81			
Wayne 04-A Water Reserve	10/21/04				73,171.66			
Wayne 04-B Water Revenue	10/21/04	0.000 - 0.000	1,925,000	737,916	7,227.10	12/35	BPH	S&J
Wayne 04-B Water Reserve	10/21/04				73,647.19			
Wayne 07-A Water Revenue	06/14/07	1.000 - 1.000	193,394	193,394	0.00	12/39	UNB	S&J
Wayne 07-A Water Reserve	06/14/07				53,968.45			
Webster County EDA 11-A Water Revenue	04/11/11	0.000 - 0.000	885,539	609,923	2,331.18	03/51	UNB	S&J
Webster County EDA 11-A Water Reserve	04/11/11				0.00		LOC	03/01/2051
Weirton 07-A Sewer Revenue	04/11/07	2.000 - 2.000	4,199,404	920,048	71,953.01	03/28	DEP	S&J
Weirton 07-A Sewer Reserve	04/11/07				262,140.25			
Weirton 13-A Sewer Revenue	09/25/13	2.000 - 2.000	5,904,000	3,535,837	49,038.83	06/35	DEP	S&J
Weirton 13-A Sewer Reserve	09/25/13				365,108.91			
Weirton 24-A Sewer Revenue	03/05/24	2.750 - 2.750	20,000,000	1,632,775	0.00	03/44	DEP	S&J
Weirton 24-A Sewer Reserve	03/05/24				0.00			
Weirton 06-A Water Revenue	04/25/06	2.000 - 2.000	2,555,000	595,626	19,895.14	06/28	BPH	S&J

ACCOUNT NAME	ISSUE DATE	INTEREST	ORIGINAL ISSUANCE	6/30/2024 OUSTANDING	6/30/2024 ACCT BALANCE	LAST DEBT	PAYING AGENT	BOND COUNSEL
Weirton 06-A Water Reserve (R)*	04/25/06				159,438.43			
Weirton 09-A Water Revenue	11/19/09	2.000 - 2.000	2,496,208	1,021,703	35,989.70	09/31	BPH	S&J
Weirton 09-A Water Reserve (R)*	11/19/09				155,772.94			
Weirton 16-A Water Revenue	04/15/16	3.520 - 3.520	2,900,000	1,972,032	19,524.85	05/36	WESBK-WHEEL	S&J
Weirton 16-A Water Reserve (R)*	04/15/16				208,832.14			
Weirton 16-B Water Revenue	10/20/16	2.500 - 2.500	4,000,000	3,001,530	29,503.99	06/38	BPH	S&J
Weirton 16-B Water Reserve	10/20/16				261,525.68			
Weirton 24-A Water Revenue	06/26/24	0.000 - 0.000	14,700,000	163,922	0.00	06/38	UNB	S&J
Weirton 24-A Water Reserve	06/26/24				0.00			
Welch 08-A Sewer Revenue	05/06/08	0.000 - 0.000	2,000,000	1,249,994	6,271.34	03/48	DEP	S&J
Welch 08-A Sewer Reserve	05/06/08				60,270.49			
Welch 13-A Sewer Revenue	05/06/13	0.000 - 0.000	4,039,789	3,055,330	12,689.81	03/53	DEP	S&J
Welch 13-A Sewer Reserve	05/06/13				121,829.94			
Welch 19-A Sewer Reserve	08/28/19				116,522.59			
Welch 09-A Water Revenue	12/18/09	0.000 - 0.000	625,000	354,145	4,226.20	06/41	BPH	S&J
Welch 09-A Water Reserve	12/18/09				23,855.63			
Welch 09-C Water Revenue	12/18/09	0.000 - 0.000	461,674	305,778	2,424.37	12/49	UNB	S&J
Welch 09-C Water Reserve	12/18/09				13,729.87			
Welch 14-A Water Revenue	02/20/14	0.500 - 0.500	310,000	219,324	1,466.55	03/45	BPH	S&J
Welch 14-A Water Reserve	02/20/14				12,746.37			
Welch 15-A Water Revenue	06/17/15	0.500 - 0.500	3,540,088	2,704,179	16,001.73	12/46	BPH	S&J
Welch 15-A Water Reserve	06/17/15				145,535.65			
Welch 17-A Water Reserve	09/08/17				42,759.31			
Wellsburg 10-A Water & Sewer Revenue	10/27/10	2.000 - 2.000	215,000	85,174	1,925.24	06/31	BPH	S&J
Wellsburg 10-A Water & Sewer Reserve	10/27/10				13,422.56			
Wellsburg 11-A Water & Sewer Revenue	02/24/11	0.000 - 0.000	307,661	208,473	1,008.06	03/50	DEP	S&J
Wellsburg 11-A Water & Sewer Reserve	02/24/11				9,330.01			
Wellsburg 12-A Water & Sewer Revenue	03/01/12	2.000 - 2.000	2,435,000	1,277,769	20,270.60	12/33	BPH	S&J
Wellsburg 12-A Water & Sewer Reserve	03/01/12				151,999.64			

ACCOUNT NAME	ISSUE DATE	INTEREST	ORIGINAL ISSUANCE	6/30/2024 OUSTANDING	6/30/2024 ACCT BALANCE	LAST DEBT	PAYING AGENT	BOND COUNSEL
Wellsburg 15-A Water & Sewer Revenue	09/30/15	0.500 - 0.500	4,000,000	3,062,358	17,568.16	06/46	DEP	S&J
Wellsburg 15-A Water & Sewer Reserve	09/30/15				117,915.55			
Wellsburg 21-A Water & Sewer Revenue	06/10/21	1.000 - 1.000	5,889,074	5,563,099	27,758.92	12/52	BPH	S&J
Wellsburg 21-A Water & Sewer Reserve	06/10/21				37,441.40			
West Dunbar PSD 20-A Sewer Revenue	01/13/20	0.250 - 0.250	10,040,000	9,408,370	28,606.84	12/59	DEP	JK
West Dunbar PSD 20-A Sewer Reserve	01/13/20				75,757.67			
West Hamlin 07-A Water & Sewer Reserve	06/28/07				25,840.94			
West Union 02 Water & Sewer Revenue	08/29/02	0.000 - 0.000	810,000	376,258	4,203.92	06/42	UNB	BR
West Union 02 Water & Sewer Reserve	08/29/02				23,477.94			
West Union 18-A Water & Sewer Revenue	12/20/18	1.000 - 1.000	3,177,709	2,739,860	21,816.86	12/58	UNB	S&J
West Union 18-A Water & Sewer Reserve	12/20/18				45,974.56			
West Union 98-C Water & Sewer Revenue	12/15/98	0.000 - 0.000	2,075,000	776,446	10,798.28	12/38	UNB	S&J
West Union 98-C Water & Sewer Reserve	12/15/98				60,144.32			
Weston 00-A Sewer Revenue	12/20/00	0.000 - 0.000	3,192,097	851,209	13,279.02	06/32	DEP	JK
Weston 00-A Sewer Reserve (R)*	12/20/00				116,045.13			
Weston 00-B Sewer Revenue	12/20/00	0.000 - 0.000	6,250,000	2,678,544	18,869.54	12/40	UNB	JK
Weston 00-B Sewer Reserve (R)*	12/20/00				177,049.44			
Weston 05-A Sewer Revenue	06/24/05	0.000 - 0.000	597,037	323,555	1,685.31	06/45	UNB	JK
Weston 05-A Sewer Reserve (R)*	06/24/05				16,804.09			
Weston 07-A Sewer Revenue	09/18/07	0.000 - 0.000	3,047,000	1,820,268	8,607.35	06/47	UNB	S&J
Weston 07-A Sewer Reserve (R)*	09/18/07				86,315.94			
Weston 11-A Sewer Revenue	08/16/11	0.000 - 0.000	1,147,679	793,487	3,298.15	12/50	UNB	S&J
Weston 11-A Sewer Reserve	08/16/11				32,865.49			
Weston 11-B Sewer Revenue	08/16/11	0.000 - 0.000	741,679	451,172	2,909.22	09/42	DEP	S&J
Weston 11-B Sewer Reserve (R)*	08/16/11				26,956.18			
Weston 13-A Sewer Revenue	02/01/13	0.000 - 0.000	586,986	358,895	2,511.79	06/41	DEP	S&J
Weston 13-A Sewer Reserve	02/01/13				22,702.16			
Weston 18-A Sewer Revenue	12/18/18	0.250 - 0.250	10,716,698	10,035,704	25,408.93	09/50	DEP	S&J
Weston 18-A Sewer Reserve	12/12/18				88,868.94			

ACCOUNT NAME	ISSUE DATE	INTEREST	ORIGINAL ISSUANCE	6/30/2024 OUSTANDING	6/30/2024 ACCT BALANCE	LAST DEBT	PAYING AGENT	BOND COUNSEL
Weston 18-C Sewer Revenue	12/18/18	2.000 - 2.000	1,325,000	1,199,385	5,851.60	09/50	UNB	S&J
Weston 18-C Sewer Reserve	12/18/18				24,109.33			
Wetzel County PSD #1 06-A Water Reserve	06/27/06				51,423.29			
Wetzel County PSD #1 13-A Water Revenue	07/12/13	1.000 - 1.000	1,030,509	812,492	6,699.50	12/52	UNB	S&J
Wetzel County PSD #1 13-A Water Reserve	07/12/13				33,903.13			
Wetzel County PSD #1 16-A Water Revenue	12/15/16	1.000 - 1.000	534,500	459,226	1,931.30	12/56	UNB	S&J
Wetzel County PSD #1 16-A Water Reserve	12/15/16				11,864.22			
Wetzel County PSD #1 93-A Water Revenue	06/28/93	7.750 - 7.750	154,839	73,625	8,976.78	10/31	BNY	S&J
Wetzel County PSD #1 93-A Water Reserve	06/28/93				13,035.34			
Wetzel County PSD #1 93-B Water Revenue	06/28/93	0.000 - 0.000	5,161	1,059	653.23	10/31	BNY	S&J
Wetzel County PSD #1 93-B Water Reserve	06/28/93				271.80			
Wheeling 22 Remediation Note	05/26/22	0.750 - 0.750	192,010	157,930	0.00	09/28	DEP	JK
Wheeling 15 Civic Center Refunding GO	09/02/15	2.000 - 3.000	1,860,000	630,000	207,109.66	05/28	DTC	S&J
Wheeling 05-A Water & Sewer Revenue	05/03/05	2.000 - 2.000	14,500,000	2,144,165	132,542.14	12/26	DEP	S&J
Wheeling 05-A Water & Sewer Reserve	05/03/05				905,210.57			
Wheeling 10-B Water & Sewer Revenue	12/14/10	2.000 - 2.000	8,356,000	3,753,665	67,967.77	03/32	DEP	S&J
Wheeling 10-B Water & Sewer Reserve	12/14/10				538,194.47			
Wheeling 21-A Water & Sewer Refunding Revenue	08/03/21	4.000 - 4.000	35,565,000	35,330,000	172,228.01	06/51	DTC	S&J
Wheeling 21-A Water & Sewer Refunding Reserve	08/03/21				0.00		SB	06/01/2051
Wheeling 21-B Water & Sewer Refunding Revenue	08/03/21	0.491 - 2.917	31,515,000	28,110,000	241,031.68	06/43	DTC	S&J
Wheeling 21-B Water & Sewer Refunding Reserve	08/03/21				0.00		SB	06/01/2043
Wheeling 21-C Water & Sewer Refunding Revenue	08/03/21	0.491 - 2.662	7,905,000	6,615,000	83,089.91	06/36	DTC	S&J
Wheeling 21-C Water & Sewer Refunding Reserve	08/03/21				0.00		SB	06/01/2036
White Oak PSD 21-A Sewer Reserve	08/23/21				10,259.96			
White Oak PSD 92-A Sewer Revenue	08/12/92	7.750 - 7.750	319,355	151,851	15,387.03	10/31	BNY	S&J
White Oak PSD 92-A Sewer Reserve	08/12/92				26,885.45			
White Oak PSD 92-B Sewer Revenue	08/12/92	0.000 - 0.000	10,645	2,184	244.86	10/31	BNY	S&J
White Oak PSD 92-B Sewer Reserve	08/12/92				314.38			
White Sulphur Springs 09-A Sewer Revenue	04/09/09	0.000 - 0.000	3,842,675	2,034,535	17,432.92	06/40	DEP	JK

ACCOUNT NAME	ISSUE DATE	INTEREST	ORIGINAL ISSUANCE	6/30/2024 OUSTANDING	6/30/2024 ACCT BALANCE	LAST DEBT	PAYING AGENT	BOND COUNSEL
White Sulphur Springs 09-A Sewer Reserve	04/09/09				141,726.00			
White Sulphur Springs 16-A Sewer Revenue	06/17/16	2.000 - 2.000	1,393,114	983,559	10,283.90	09/37	DEP	JK
White Sulphur Springs 16-A Sewer Reserve	06/17/16				63,043.51			
White Sulphur Springs 11-B Water Revenue	04/14/11	0.000 - 0.000	8,000,000	4,937,210	33,979.36	09/42	BPH	JK
White Sulphur Springs 11-B Water Reserve	04/14/11				295,479.82			
Whitehall PSD 21 Sewer Revenue	12/02/21	2.520 - 2.520	2,377,224	2,054,184	17,443.85	12/36	Truist Govrn	BR
Whitehall PSD 21 Sewer Reserve	12/02/21				50,690.69			
Whitmer 10-A Water Revenue	01/21/10	0.000 - 0.000	370,000	212,728	1,167.60	09/41	BPH	S&J
Whitmer 10-A Water Reserve	01/21/10				18,453.94			
Wilderness PSD 01-A Water Reserve	08/08/01				71,440.51			
Wilderness PSD 15-A Water Revenue	08/12/15	0.500 - 0.500	1,905,856	1,455,834	8,006.22	12/46	BPH	JK
Wilderness PSD 15-A Water Reserve	08/12/15				56,852.05			
Wilderness PSD 92 Water Reserve	07/15/92				21,187.76			
Wilderness PSD 97 Water Reserve	09/18/97				42,438.11			
Williamson 09-A Water & Sewer Reserve	07/02/09				58,643.67			
Williamson 86-B Water & Sewer Revenue	05/28/86	0.000 - 0.000	698,295	36,752	15,765.70	10/25	BNY	G&G
Williamson 86-B Water & Sewer Reserve	05/28/86				21,200.54			
Williamson 86-C Water & Sewer Reserve	05/28/86				108,907.65			
Williamson 96-A Water & Sewer Refunding Revenue	10/01/96	3.800 - 5.500	1,840,000	235,000	111,176.34	10/25	BK NY MELLON	VLF
Williamson 96-A Water & Sewer Refunding Reserve	10/01/96				133,351.28			
Williamstown 05-A Sewer Revenue	06/02/05	2.000 - 2.000	230,282	24,014	2,883.62	03/26	DEP	S&J
Williamstown 05-A Sewer Reserve	06/02/05				14,375.58			
Williamstown 09-A Sewer Revenue	12/09/09	0.000 - 0.000	800,000	529,860	2,693.22	12/49	DEP	G&G
Williamstown 09-A Sewer Reserve	12/09/09				23,587.29			
Williamstown 15-A Sewer Revenue	09/30/15	2.000 - 2.000	336,500	219,527	4,969.57	09/36	DEP	STB
Williamstown 15-A Sewer Reserve	09/30/15				17,978.92			
Williamstown 87-A1 Sewer Revenue	06/25/87	8.380 - 8.380	659,637	148,460	45,965.11	10/26	BNY	BR
Williamstown 87-A1 Sewer Reserve	06/25/87				59,564.06			
Williamstown 87-A Sewer Revenue	06/25/87	9.750 - 9.750	15,551	2,727	1,331.35	10/25	BNY	BR

ACCOUNT NAME	ISSUE DATE	INTEREST	ORIGINAL ISSUANCE	6/30/2024 OUSTANDING	6/30/2024 ACCT BALANCE	LAST DEBT	PAYING AGENT	BOND COUNSEL
Williamstown 87-A Sewer Reserve	06/25/87				1,609.11			
Williamstown 87-B Sewer Revenue	06/25/87	0.000 - 0.000	169,539	13,192	5,302.46	10/26	BNY	BR
Williamstown 87-B Sewer Reserve	06/25/87				8,082.64			
Winfield 04 Sewer Revenue	09/16/04	2.000 - 2.000	500,000	37,429	3,132.32	09/25	DEP	G&G
Winfield 04 Sewer Reserve	09/16/04				31,210.86			
Winfield 09-A Sewer Revenue	08/26/09	0.000 - 0.000	1,214,966	410,050	11,741.65	03/31	DEP	S&J
Winfield 09-A Sewer Reserve	08/26/09				66,286.84			
Winfield 20-A Sewer Reserve	04/24/20				140,583.56			
Winfield 86-A Sewer Revenue	12/15/86	8.380 - 8.380	381,884	85,948	26,112.22	10/26	BNY	VLF
Winfield 86-A Sewer Reserve	12/15/86				34,484.01			
Winfield 86-B Sewer Revenue	12/15/86	0.000 - 0.000	93,666	7,395	7,387.62	10/26	BNY	VLF
Winfield 86-B Sewer Reserve	12/15/86				7,075.51			
Wood County Schools 17 GO	05/09/17	2.000 - 4.000	41,140,000	24,760,000	536,736.86	06/32	DTC	STB
Wood County Schools 17 GO Sur Col	05/09/17				3,012,842.02			
Wood County Schools 23 GO	12/05/23	4.000 - 4.500	60,850,000	60,850,000	16,586.91	06/39	DTC	BR
Worthington 24-A Water Revenue	05/02/24	1.000 - 1.000	2,166,390	473,992	0.00	03/54	BPH	S&J
Worthington 24-A Water Reserve	05/02/24				0.00			

ACTIVE BONDS FUNDED THROUGH DEBT FORGIVENESS

Issue Date		Issue Amount	Last DS*	Bond Holder
02/08/2022	Ansted Sewer Revenue, Series B	387,369	Open	DEP
10/22/2015	Auburn Design Funding Assistance Note	303,000	Open	DEP
05/02/2023	Benwood Sewer, Series B	2,000,000	Open	DEP
02/16/2023	Belle Funding Assistance	391,997	Open	DEP
08/28/2019	Boone County PSD Funding Assistance	600,000	Open	BPH
07/20/2021	Camden-on-Gauley Funding Assistance	700,000	Open	DEP
01/22/2021	Cedar Grove Funding Assistance	905,000	Open	DEP
05/21/2021	Central Hampshire PSD Water Revenue, Series B	900,000	Open	BPH
01/11/2024	Central Hampshire PSD Water Revenue, Series B	840,000	Open	BPH
01/13/2010	Charles Town Water & Sewer Revenue, Series B (AF only)	100,000	2031	BPH
01/26/2023	Chestnut Ridge PSD Water, Series B	721,530	Open	BPH
04/25/2023	Clarksburg Water Design Revenue, Series C	409,169	Open	BPH
10/12/2023	Clay Funding Assistance	1,455,000	Open	DEP
02/28/2024	Claywood Park PSD Sewer Revenue, Series B	1,000,000	Open	DEP
11/19/2020	Claywood Park PSD Water Revenue, Series B	196,000	Open	BPH
04/15/2021	Cowen PSD Water & Sewer Revenue, Series B	500,000	Open	BPH
02/26/2021	Craigsville PSD Sewer Revenue, Series B	1,230,000	Open	DEP
08/10/2023	Elizabeth Funding Assistance	785,000	Open	DEP
04/30/2024	Elizabeth Funding Assistance	332,950	Open	DEP
07/23/2020	Elizabeth Water Revenue, Series B	500,000	Open	BPH
11/17/2022	Ellenboro Sewer Funding Assistance	1,500,000	Open	DEP
10/18/2022	Fairview Funding Assistance, Phase I	230,500	Open	BPH
10/18/2022	Fairview Funding Assistance, Phase II	169,500	Open	BPH
03/02/2023	Franklin Water, Series B	2,401,872	Open	BPH
03/02/2021	Grantsville Design Funding Assistance	285,000	Open	DEP
07/20/2016	Greater Harrison County PSD Sewer Revenue, Series B	500,000	Open	DEP
10/03/2023	Hancock County PSD Sewer Revenue	937,600	Open	DEP
11/29/2023	Hinton Sewer Revenue, Series B	1,500,000	Open	DEP
06/16/2022	Huttonsville PSD Sewer Revenue, Series B	1,440,000	Open	DEP
05/08/2024	Huttonsville PSD Funding Assistance, Series A	2,134,650	Open	BPH
12/16/2022	Keyser Sewer Funding Assistance, Series A	1,380,000	Open	DEP
04/23/2019	Lashmeet PSD Design Funding Assistance Note	188,477	Open	BPH
12/09/2020	Lashmeet PSD Design Funding Assistance Note	251,950	Open	BPH
03/09/2023	Lincoln PSD Funding Assistance	447,231	Open	BPH
12/07/2023	Lubeck PSD Funding Assistance	2,600,000	Open	DEP
02/07/2023	Mason County PSD Funding Assistance	500,000	Open	BPH
05/27/2021	McDowell County PSD Funding Assistance	1,207,470	Open	DEP
08/10/2023	Mercer County PSD Funding Assistance	2,000,000	Open	DEP
03/28/2024	Midland PSD Water Revenue, Series B	30,500	Open	BPH
03/13/2024	Mineral Wells PSD Sewer Revenue	1,000,000	Open	DEP
03/31/2022	Monongah Sewer Revenue, Series B	1,000,000	Open	DEP
03/24/2022	Mount Zion PSD Design Funding Assistance	223,000	Open	DEP
04/23/2019	New Haven PSD Funding Assistance, Contract 19	160,508	Open	BPH
06/27/2024	Nutter Fort Funding Assistance	1,000,000	Open	DEP
04/25/2023	Oak Hill Design Funding Assistance	500,000	Open	DEP
08/17/2018	Oceana Sewer Revenue, Series B	998,824	Open	DEP
03/30/2021	Oceana Water Revenue, Series B	140,000	Open	BPH
01/30/2020	Page-Kincaid PSD Design Funding Assistance	345,500	Open	DEP
05/29/2024	Paw Paw Funding Assistance, Series A	1,000,000	Open	DEP
05/29/2024	Paw Paw Sewer Revenue, Series C	1,000,000	Open	DEP

ACTIVE BONDS FUNDED THROUGH DEBT FORGIVENESS

Issue Date		Issue Amount	Last DS*	Bond Holder
09/22/2022	Pea Ridge PSD Sewer Revenue, Series B	1,900,000	Open	DEP
11/09/2023	Pea Ridge PSD Sewer Revenue, Series B	1,500,000	Open	DEP
11/09/2023	Pea Ridge PSD Sewer Revenue, Series C	500,000	Open	DEP
11/09/2023	Pea Ridge PSD Sewer Revenue, Series E	1,500,000	Open	DEP
02/22/2024	Pennsboro Funding Assistance, Series A	490,500	Open	BPH
04/16/2009	Petersburg Water Revenue, Series B	5,000,000	Open	BPH
08/30/2023	Piedmont Funding Assistance	47,500	Open	BPH
12/04/2009	Putnam PSD Water Revenue, Series B (AF only)	100,000	2030	BPH
06/16/2022	Richwood Water & Sewer Revenue, Series B	1,500,000	Open	BPH
07/26/2022	Ripley Sewer Revenue, Series D	1,500,000	Open	DEP
06/27/2024	Romney Funding Assistance, Series A	2,000,000	Open	DEP
12/09/2020	Ronceverte Water Revenue, Series B	1,300,000	Open	BPH
07/29/2021	Ronceverte Funding Assistance	360,000	Open	DEP
01/28/2021	Salt Rock Water PSD Revenue, Series B	610,612	Open	BPH
04/18/2024	Shady Springs PSD Sewer Revenue, Series B	1,500,000	Open	DEP
12/16/2021	Smithers Funding Assistance	970,685	Open	DEP
06/16/2022	Southern Jackson County PSD Sewer Revenue, Series B	1,000,000	Open	DEP
05/08/2024	Terra Alta Water Revenue, Series B	500,000	Open	BPH
12/02/2021	Tomlinson PSD Water Revenue, Series B	300,000	Open	BPH
06/04/2024	Triadelphia Water Revenue, Series B	1,138,000	Open	BPH
08/10/2022	Walton PSD Design Revenue	529,000	Open	DEP
06/02/2020	Webster Springs PSD Funding Assistance	2,770,017	Open	DEP
03/05/2024	Weirton Sewer Revenue, Series B	1,000,000	Open	DEP
06/10/2021	Wellsburg Water & Sewer Revenue, Series B	700,000	Open	BPH
05/02/2024	Worthington Water Revenue, Series B	500,000	Open	BPH

*When Last DS is commented "Open", the issue is deemed no longer outstanding after the last advance is forgiven.

Disclaimer --All attempts have been made to assure the accuracy of these debt forgiveness issues. No guarantee should be assumed.