

NINETY-FOURTH
ANNUAL REPORT



WEST VIRGINIA MUNICIPAL BOND COMMISSION

ANNUAL SUMMARY OF RECEIPTS & DISBURSEMENTS
JULY 1, 2014 – JUNE 30, 2015

WEST VIRGINIA MUNICIPAL BOND COMMISSION

Suite 1117
900 Pennsylvania Avenue
Charleston WV 25302
(304) 558-3971
Fax (304) 558-1280
munibondcomm@wv.gov
<http://mbc.wv.gov>

MARK MATKOVICH
STATE TAX COMMISSIONER, CHAIR

JOHN D. PERDUE
STATE TREASURER

GLEN B. GAINER III
STATE AUDITOR

JOHN ROACH
MEMBER

LARRY CHAPMAN
MEMBER

SARA L. ROGERS
EXECUTIVE DIRECTOR

PATRICIA A. LANHAM
ACCOUNTING TECH

TAMMY L. GARNER
OFFICE ASSISTANT

TABLE OF CONTENTS

Annual of Summary of Receipts and Disbursements

Report of the Executive Director

Summary of Investments

Debt Service Accounts

Deposits for Investments

New Bond Issues

Paid Out Bond Issues

Bond Counsel Listing

Paying Agent Banks and Governmental Listings

Active Bond Accounts

Active Bonds Funded through ARRA

**WEST VIRGINIA
MUNICIPAL BOND COMMISSION**

**Annual Summary of
Receipts and Disbursements
July 1, 2014 - June 30, 2015**

Account Numbers 7250 and 7251

	<u>FY 13-14</u>	<u>FY 14-15</u>
Beginning Balance, July 1	\$ 388,248,863.94	\$ 199,426,383.73
Add: Remittances	214,419,250.22	239,636,660.84
Public Utility Taxes	7,672,108.26	7,734,777.88
Interest Earned on:		
Escrowed Investments	1,462,214.14	311,294.94
Pool Investments	44,821.75	55,777.35
Discount Earned on:		
Matured Escrowed Investments	0.00	0.00
Miscellaneous	<u>0.00</u>	<u>0.00</u>
Total Receipts	<u>223,598,394.37</u>	<u>247,738,511.01</u>
Beginning Balance plus Receipts	611,847,258.31	447,164,894.74
Less: Principal Paid	324,201,966.30	193,594,056.37
Interest Paid	72,295,136.39	61,035,778.26
Bondholder Adm Fee Paid	3,159,582.14	3,412,543.71
Premium Paid on:		
Matured Escrowed Investments	1,247,608.11	204.84
Bonds Retired Early	506,450.00	145,650.00
Refunds to Issuers	10,664,871.25	1,148,103.25
Bank Fees Paid	5,440.00	3,010.00
MBC Fees Paid	338,620.39	349,433.50
BTI Fees Paid	1,200.00	1,245.00
Miscellaneous	<u>0.00</u>	<u>0.00</u>
Total Disbursements	<u>412,420,874.58</u>	<u>259,690,024.93</u>
Ending Balance, June 30	<u><u>\$ 199,426,383.73</u></u>	<u><u>\$ 187,474,869.81</u></u>

THE MUNICIPAL BOND COMMISSION

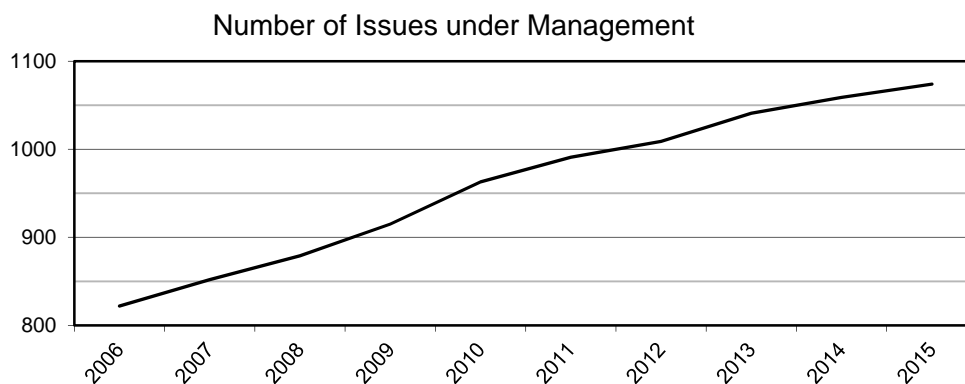
Report of the Executive Director

In 1921, The West Virginia Legislature created the State Sinking Fund Commission to act as the fiscal agent/trustee for the bond issues of the State and its political subdivisions. The agency was charged with the responsibility of receiving the deposits of the various issuers, investing them for a reasonable return consistent with State statute and bond ordinance requirements, disbursing funds to the appropriate paying agent banks or bondholders to meet debt services, receiving and reconciling cancelled securities, maintaining and reporting the financial accounts of each depositor, and aiding the issuers in the management of their resources. The agency would encourage the financial growth of the State by helping to maintain a receptive financial market for West Virginia bond issues through professional management services and to provide a central information source. In 1977, the name of the Commission was changed to the Municipal Bond Commission.

The Commission is composed of five members: State Tax Commissioner Mark Matkovich, Chairman; State Treasurer John D. Perdue, member; State Auditor Glen B. Gainer III, member; Larry Chapman of Gilmer County, member; and John Roach, former Mayor of Oceana, Wyoming County, member. The Commission elects an Executive Director who is responsible for the day to day operations of the Commission. The Commission meets periodically to oversee the operations of the staff.

Under State statute, the Commission is appointed as fiscal agent for all general obligation (tax levy) bond issues of the county commissions, municipalities, and school districts of the State. It determines levy requirements for all such issues each year. In the ninety-four years since the creation of the Commission, the State has not had a default or slow payment on any general obligation issue in the State.

The Commission is also appointed fiscal agent for revenue bond issues of municipalities and their utilities. Additional accounts are maintained for State agency



revenue bonds colleges and universities. The Commission also serves as fiscal agent for most, though not all, public service districts. It does not handle State general obligation bonds (roads and schools), State

and local housing bonds, Parkway Authority, School Building Authority bond issues, or

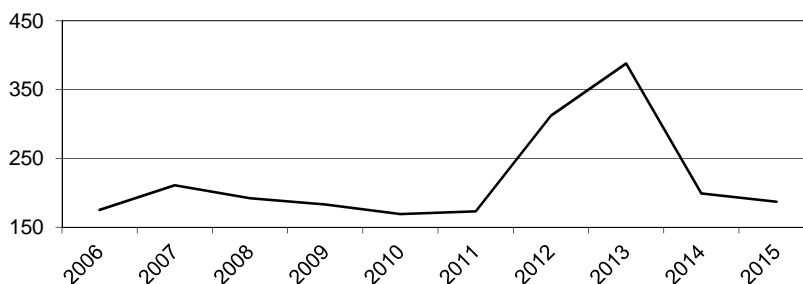
any industrial development bond issues. The Commission works closely with the WV Infrastructure and Jobs Development Council, the Water Development Authority, the WV Department of Environmental Protection, and the WV Bureau of Public Health in the management of their water and sewer infrastructure projects. The Commission also maintains many reserve accounts for the US Department of Agriculture bond issues. At present, 1,074 bond issues and 2,482 accounts are under supervision.

For eighty-three years, the Legislature has made a blanket appropriation annually to cover possible deficiencies that could arise in State and general obligation sinking fund accounts. This act, in part, reads:

Sinking Fund Deficiencies-There is hereby appropriated to the Governor a sufficient amount to meet a deficiency that may arise...in the funds of the Municipal Bond Commission because of the failure of any State agency for either general obligation or revenue bonds or any local taxing district for general obligation bonds to remit funds necessary for the payment of interest and sinking fund requirement. The Governor is authorized to transfer from time to time such amounts to the Municipal Bond Commission as may be necessary for (this purpose).

Standard & Poor has recognized this annual Legislative appropriation and the Commission's management as a Credit Enhancement Program. S&P comments favorably on the Commission's oversight program of all local general obligation debt in this rating. Moody's has also recognized the supervision of the Commission.

Total Managed Assets (in millions)



The Commission also maintains discretionary accounts, called 7251, where State and local governments may deposit surplus funds for investment. All funds on deposit with the Commission are invested to earn interest. As of June 30, 2015, the Commission held the following managed assets:

Pool Investments	\$175,308,351.77
Escrowed Investments	<u>9,227,159.43</u>
Total Investments	\$184,535,511.20
Cash	<u>2,939,357.57</u>
Total Managed Assets	<u>\$187,474,868.77</u>

This is a decrease of 5.9% compared with a year earlier.

Pool investments of the Commission are held in a Government Money Market Pool, which is maintained at the Board of Treasury Investments. This Pool is limited to full faith and credit US Treasury and Agency investments of less than 13 months maturity and has an average portfolio maturity not exceeding 90 days. Other

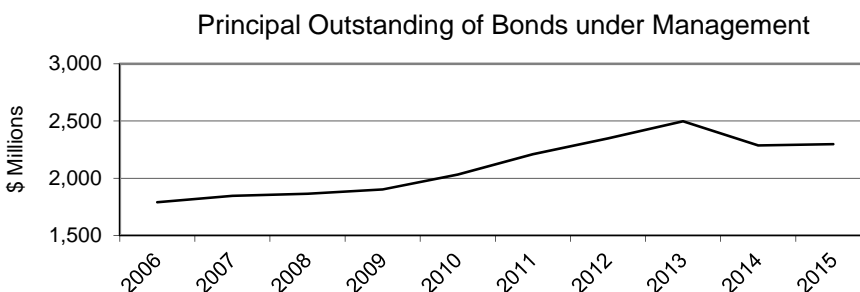
investments held by the Commission, primarily escrowed investments held in trust to defease specific bond issues, are maintained in separate accounts outside the Pool. These investments are made only at the direction of the issuers. The Pool's yield increased for the fiscal year to an average of 0.03%.

RECENT DEVELOPMENTS

The Commission recently completed a project updating our internal data system. The previous system was developed in 1982. This new system will deliver better reporting and more efficient data entry.

Total issues managed at the end of the fiscal year were 1,074, with original principal outstanding of \$3.422 billion. Current total principal outstanding of these issues is \$2.297 billion. Many issues have not yet drawn their full loan. The majority of the issues the Commission handles are Water and Sewer projects, this is followed by County Schools and Higher Education. The Commission handles a small number of issues for BANS, Parking, Improvements, Civic Center and Hospitals. The Commission serves as fiscal agent for

Percent		Principal Outstanding
73.3	Water and/or Sewer	\$ 1,683,812,798
16.8	County Schools	386,610,000
9.5	Higher Education	217,155,000
0.4	Other	<u>9,704,651</u>
100.0		\$ 2,297,282,449



issues from every county in the state, as well as some State government issues.

Since 1991, the Commission has financed its operations from fees assessed for its services. This fee

will have a small decrease in this coming fiscal year to 23/100 of 1% of the debt service paid for each issue, with a maximum of no more than \$2,000 per issue or series per year.

7250

SUMMARY OF INVESTMENTS AS OF JUNE 30, 2015
(at cost)

7250

	<u>June 30, 2014</u>	<u>June 30, 2015</u>
Investment Pool	\$ 162,116,820.39	\$ 170,039,075.08
Escrowed Investments:		
Municipal Revenues:		
Wheeling 10-A Water & Sewer	1,648,100.00	824,894.00
County School General Obligation:		
Ohio 93	9,375,265.43	8,402,265.43
Wood 05	17,903,196.00	0.00
Total Escrowed Investments:	<u>28,926,561.43</u>	<u>9,227,159.43</u>
TOTAL INVESTMENTS	<u><u>\$ 191,043,381.82</u></u>	<u><u>\$ 179,266,234.51</u></u>

7250

DEBT SERVICE ACCOUNTS

- -

COUNTY AND LOCAL

7250

	COUNTY COMMISSION BOND ISSUES			COUNTY SCHOOL DISTRICTS	PUBLIC SERVICE DISTRICTS	MUNICIPAL BOND ISSUES		TOTAL
	COLLEGES & UNIVERSITIES	GENERAL OBLIGATION	REVENUE			GENERAL OBLIGATION	REVENUE	
Beginning Balance, July 1, 2014	\$ 2,413,828.77	\$ 172,030.97	\$ 998,507.42	\$ 57,252,270.41	\$ 51,664,403.98	\$ 494,229.53	\$ 81,030,836.91	\$ 194,026,107.99
Add: Remittances	19,532,387.54	41,262.19	2,652,035.02	52,326,499.86	65,762,006.53	180,000.00	99,079,880.70	239,574,071.84
Public Utility Taxes	0.00	75,775.98	0.00	7,643,151.27	0.00	15,850.63	0.00	7,734,777.88
Interest Earned on:								
Escrowed Investments	0.00	0.00	0.00	306,313.08	0.00	0.00	4,981.86	311,294.94
Pool Investments	1,340.69	52.91	409.90	13,820.75	15,304.16	153.69	23,172.59	54,254.69
Discount Earned on:								
Matured Escrowed Investments	0.00	0.00	0.00	0.00	0.00	0.00	0.00	0.00
Miscellaneous	0.00	0.00	0.00	0.00		0.00	272,279.93	272,279.93
Total Receipts	19,533,728.23	117,091.08	2,652,444.92	60,289,784.96	65,777,310.69	196,004.32	99,380,315.08	247,946,679.28
Beginning Balance plus Receipts	21,947,557.00	289,122.05	3,650,952.34	117,542,055.37	117,441,714.67	690,233.85	180,411,151.99	441,972,787.27
Less: Principal Paid	7,805,000.00	110,000.00	1,439,579.92	58,260,000.00	50,990,974.22	95,000.00	74,893,502.23	193,594,056.37
Interest Paid	11,824,412.26	27,925.00	1,059,414.03	16,276,548.06	11,149,253.19	83,290.00	20,614,935.72	61,035,778.26
Bondholder Adm Fee Paid	0.00	0.00	52,644.00	0.00	1,136,518.98	0.00	2,223,380.73	3,412,543.71
Premium Paid on:								
Matured Escrowed Investments	0.00	0.00	0.00	204.84	0.00	0.00	0.00	204.84
Bonds Retired Early	0.00	0.00	0.00	145,650.00	0.00	0.00	0.00	145,650.00
Refunds to Issuers	0.00	0.00	49.00	430,781.54	359,507.19	0.00	164,272.76	954,610.49
Bank Fees Paid	0.00	0.00	0.00	1,000.00	15.00	0.00	1,995.00	3,010.00
MBC Fees Paid	13,311.60	344.82	6,379.15	51,122.82	110,306.03	445.72	167,523.36	349,433.50
BTI Fees Paid	0.00	0.00	0.00	1,095.11	45.00	0.00	104.89	1,245.00
Miscellaneous	0.00	1.02	0.00	0.00	272,279.93	0.00	0.00	272,280.95
Total Disbursements	19,642,723.86	138,270.84	2,558,066.10	75,166,402.37	64,018,899.54	178,735.72	98,065,714.69	259,768,813.12
Ending Balance, June 30, 2015	\$ 2,304,833.14	\$ 150,851.21	\$ 1,092,886.24	\$ 42,375,653.00	\$ 53,422,815.13	\$ 511,498.13	\$ 82,345,437.30	\$ 182,203,974.15

STATEMENT OF 7250 DEBT SERVICE ACCOUNT

	Account Balance		Principal Outstanding June 30, 2015	% Chg in \$ Amount 2014-2015	Number of Issues	Prin Out Net of Escrow Issues June 30, 2015
	June 30, 2014	June 30, 2015				
<u>State Issues:</u>						
Colleges & Universities	\$ 2,413,828.76	\$ 2,304,833.13	\$ 217,155,000	-3.47%	7	\$ 217,155,000
<u>County Issues:</u>						
County Commission Revenue	998,507.40	1,092,886.22	47,358,866	-2.41%	15	47,358,866
County Commission General Obligation	172,030.39	150,851.65	420,000	-20.75%	1	420,000
County School General Obligation	57,252,270.43	42,375,653.09	386,610,000	-1.37%	24	383,230,000
	58,422,808.22	43,619,390.96	434,388,866		40	431,008,866
<u>Municipal Issues:</u>						
Municipal Revenue	81,030,836.85	82,345,437.16	932,323,942	+2.81%	527	931,523,942
Municipal General Obligation	494,229.56	511,498.16	1,755,000	-5.14%	1	1,755,000
	81,525,066.41	82,856,935.32	934,078,942		528	933,278,942
<u>Public Service Districts:</u>	51,664,403.97	53,422,815.13	711,659,641	+0.08%	499	711,659,641
Public Utility Taxes Suspense Account	0.00	0.00				
Bank Commission Suspense Account	198.75	198.75				
Total Assets:	\$ 194,026,306.11	\$ 182,204,173.29	\$ 2,297,282,449	0.50%	1,074	\$ 2,293,102,449
Cash	\$ 2,982,924.29	\$ 2,938,938.78				
Escrowed Investments	28,926,561.43	9,227,159.43				
Pool Investments	162,116,820.39	170,039,075.08				
	\$ 194,026,306.11	\$ 182,205,173.29				
Percentage Change		-6.09%				

7251	DEPOSITS FOR INVESTMENT			7251
	STATE	LOCAL CURRENT EXPENSE	LOCAL CAP. OUTLAY & PERM. IMP.	7251 GRAND TOTAL
Beginning Balance July 1, 2014	\$ 2,067,304.06	\$ 3,251,647.73	\$ 81,125.20	\$ 5,400,076.99
Add: Remittance	0.00	62,589.00	0.00	62,589.00
Int. Earned				
Pool	587.70	912.07	22.89	1,522.66
Beginning Balance plus Receipts	2,067,891.76	3,315,148.80	81,148.09	5,464,188.65
Less: Refunds	0.00	113,493.17	80,000.00	193,493.17
Miscellaneous		0.00	0.00	-
Ending Balance June 30, 2015	<u>\$ 2,067,891.76</u>	<u>\$ 3,201,655.63</u>	<u>\$ 1,148.09</u>	<u>\$ 5,270,695.48</u>

SUMMARY OF INVESTMENTS OUTSTANDING AS OF JUNE 30, 2015

(All investments for 7251 are in the Board of Treasury
Investment's Government Money Market Pool, and are carried at cost.)

Account	June 30, 2014	June 30, 2015
State Discretionary	\$ 2,066,631.93	\$ 2,067,219.63
Local Current Expense	3,251,489.96	3,201,402.03
Capitol Outlay/Permanent Impr.	80,632.14	655.03
Total Investments	5,398,754.03	5,269,276.69
Cash	1,322.55	1,418.79
Total	<u>\$ 5,400,076.58</u>	<u>\$ 5,270,695.48</u>

NEW BONDS ISSUES TO BE ADMINISTERED BY THE MUNICIPAL BOND COMMISSION

July 1, 2014 - June 30, 2015

Issue Date	Issue Amount	Issue	Final Maturity
02/26/2015	\$ 97,650	Alderson 15-A Sewer Refunding Revenue	10/01/2023
02/26/2015	334,300	Alderson 15-B Sewer Refunding Revenue	10/01/2025
11/20/2014	1,000,000	Bath 14-A Water Revenue	09/01/2054
06/01/2015	9,575,000	Berkeley County PSD 15-A Water Ref Revenue	06/01/2037
02/26/2015	525,000	Berkeley County PSD 15-B Water Ref Revenue	12/01/2018
02/12/2015	26,435,450	Berkeley County Sewer PSD 15-A Revenue	12/01/2054
02/12/2015	10,623,472	Berkeley County Sewer PSD 15-B Revenue	12/01/2054
02/12/2015	16,970,000	Berkeley County Sewer PSD 15-C Revenue	10/01/2035
06/02/2015	1,000,000	Brooke County PSD 15-A Sewer Revenue	12/01/2046
05/05/2015	15,000,000	Brooke County Schools 15 GO	06/01/2030
10/31/2014	820,000	Charles Town 14-C Water & Sewer Revenue	12/01/1932
10/31/2014	1,445,000	Charles Town 14-D Water & Sewer Revenue	12/01/2028
10/31/2014	1,425,000	Charles Town 14-E Water & Sewer Revenue	06/01/2026
08/12/2014	100,000	Chestnut Ridge PSD 14-A Water GAN	10/01/2017
08/12/2014	1,075,000	Chestnut Ridge PSD 14-A Water Revenue	03/01/2054
11/06/2014	3,965,000	Clarksburg 14-A Water Revenue	06/01/2034
02/11/2015	3,040,000	Claywood Park PSD 15-B Sewer Revenue	12/01/2054
06/23/2015	3,050,000	Doddridge County Schools 15 Refunding GO	05/01/2019
04/16/2015	315,000	Eastern Wyoming PSD 15-A Water Revenue	03/01/2055
04/15/2015	2,793,855	Elkins 15-A Sewer Revenue	03/01/2055
09/18/2014	1,059,000	Fenwick Mountain PSD 14-A Water Revenue	12/01/2045
05/27/2015	584,000	Flatwoods-Canoe Run PSD 15-A Sewer Refunding Revenue	11/01/2030
01/16/2015	17,350,000	Frankfort PSD 15-A Sewer Revenue	12/01/2054
01/16/2015	7,911,125	Frankfort PSD 15-B Sewer Revenue	12/01/2054
11/20/2014	8,000,000	Grandview-Doolin PSD 14-A Water Revenue	12/01/2054
07/23/2014	890,330	Green Valley-Glenwood PSD 14-A Sewer Revenue	09/01/2045
07/25/2014	290,000	Harrisville 14-B Water Revenue	06/01/2054
03/26/2015	5,360,000	Huntington 15-A Sewer Revenue	11/01/2035
08/18/2014	576,000	Huttonsville 14-A Water Revenue	06/01/2054
06/05/2015	3,655,500	Huttonsville PSD 15-B Water Revenue	03/01/2047
08/27/2014	2,597,300	Keyser 14-A Sewer Revenue	06/01/2054
01/29/2015	20,400,000	Keyser 15-A Sewer Revenue	06/01/2050
03/13/2015	1,000,000	Lincoln PSD 15-B Water Revenue	03/01/2055
07/24/2014	3,478,000	Logan County PSD 14-B Water Revenue	12/01/2045
02/27/2015	2,070,529	Lubeck PSD 15 Sewer BAN	03/01/2020
02/27/2015	2,070,530	Lubeck PSD 15-A Sewer Revenue	02/27/2015
03/05/2015	4,090,000	Masontown 15-A Sewer Revenue	03/01/2055
03/05/2015	4,090,000	Masontown 15-B Sewer Revenue	03/01/2055
07/23/2014	505,421	Morgantown 14-B Water & Sewer Revenue	08/01/2034
03/31/2015	137,568	Morgantown 15-A Water & Sewer Revenue	10/01/2031
03/31/2015	4,586	Morgantown 15-B Water & Sewer Revenue	10/01/2031
03/31/2015	8,111,813	Morgantown 15-C Water & Sewer Revenue	09/01/2043
03/31/2015	1,688,394	Morgantown 15-D Water & Sewer Revenue	12/01/2049
06/11/2015	662,300	Morgantown 15-E Water & Sewer Revenue	06/01/2055
05/07/2015	210,000	North Beckley PSD 15 Sewer Revenue	05/01/2018

NEW BONDS ISSUES TO BE ADMINISTERED BY THE MUNICIPAL BOND COMMISSION

July 1, 2014 - June 30, 2015

<u>Issue Date</u>	<u>Issue Amount</u>	<u>Issue</u>	<u>Final Maturity</u>
06/18/2015	2,354,862	North Beckley PSD 15-B Sewer Revenue	06/01/2055
01/29/2015	600,000	Page-Kincaid PSD 15-A Water Revenue	03/01/2046
10/22/2014	715,513	Parkersburg 14-A Water & Sewer Revenue	11/01/2019
08/27/2014	12,676,820	Parkersburg 14-B Water & Sewer Revenue	03/01/2037
10/08/2014	8,156,112	Pea Ridge PSD 14-A Sewer Revenue	09/01/2037
04/29/2015	11,000,000	Pocahontas Cty PSD 15-A Sewer Revenue	03/01/2055
04/29/2015	16,089,990	Pocahontas Cty PSD 15-B Sewer Revenue	03/01/2055
07/23/2014	821,878	Pratt 14-A Sewer Revenue	06/01/2054
06/23/2015	778,000	Ripley 15-A Water Revenue	07/01/2035
09/30/2014	7,745,000	St Albans 14-B Water & Sewer Refunding Revenue	12/01/2040
09/30/2014	575,000	St Albans 14-C Water & Sewer Refunding Revenue	12/01/2017
08/12/2014	1,794,500	Summersville 14-A Water & Sewer Revenue	06/01/2054
03/25/2015	1,416,600	Vienna 15-A Water & Sewer Revenue	06/01/2036
09/25/2014	18,000,000	Wayne County Schools 14 GO	06/01/2029
06/17/2015	3,540,088	Welch 15-A Water Revenue	12/01/2046
	<u>\$ 282,646,486</u>	60 New Issues	

PAID OUT ISSUES ADMINISTERED BY THE MUNICIPAL BOND COMMISSION

July 1, 2014 - June 30, 2015

Issue Date	Issue Amount	Issue	Paid Out
09/13/2001	\$ 550,000	Alderson 01-A Sewer Refunding Revenue	03/30/2015
04/01/2003	2,030,000	Berkeley County PSD 03-B Water Ref Revenue	03/20/2015
12/28/2006	10,000,000	Berkeley County PSD 06 Water Revenue	03/03/2015
11/17/1994	2,772,879	Berkeley County Sewer PSD 94-C Revenue	09/01/2014
02/09/1995	3,837,640	Berkeley County Sewer PSD 95-A Revenue	06/01/2015
12/29/1995	2,138,506	Berkeley County Sewer PSD 95-B Revenue	06/01/2015
02/13/1996	319,902	Berkeley County Sewer PSD 96-A Revenue	06/01/2015
05/01/1996	2,628,633	Berkeley County Sewer PSD 96-B Revenue	06/01/2015
05/01/1996	837,579	Berkeley County Sewer PSD 96-C Revenue	06/01/2015
06/12/1997	148,000	Berkeley County Sewer PSD 97-A Revenue	06/01/2015
08/29/1995	7,945,000	Bluefield 95 Sewer Refunding Revenue	12/01/2014
08/21/2002	355,500	Buffalo Creek PSD 02-A Sewer Revenue	03/09/2015
03/26/1996	110,000	Buffalo Creek PSD 96-A Sewer Revenue	03/09/2015
03/26/1996	152,100	Buffalo Creek PSD 96-B Sewer Revenue	03/09/2015
01/01/2003	1,000,000	Charles Town 03-A Water & Sewer Revenue	12/01/2014
01/01/2006	1,830,000	Charles Town 06-A Water & Sewer Revenue	12/01/2014
07/27/2006	2,000,000	Charles Town 06-B Water & Sewer Revenue	12/01/2014
07/22/2011	2,000,000	Charles Town 11-B Water & Sewer Revenue	12/01/2014
12/18/2012	1,500,000	Charles Town 12-A Water & Sewer Revenue	12/01/2014
12/16/1977	1,879,000	Chester 77 Water & Sewer Revenue	04/01/2015
04/06/1994	268,500	Cowen PSD 94 Water & Sewer Revenue	12/01/2014
04/01/2004	8,900,000	Doddridge County Schools 04 GO	06/24/2015
07/27/1995	559,373	East Bank 95-A Sewer Revenue	03/01/2015
04/14/1994	2,896,000	Flatwoods-Canoe Run PSD 94 Sewer Revenue	12/01/2014
12/18/2012	800,000	Frankfort PSD 12-A Sewer Revenue	01/20/2015
08/15/2013	841,300	Hinton 13 Sewer Grant Anticipation Note	05/27/2015
12/20/2000	2,500,000	Huntington 00 Parking Imp & Ref Revenue	06/01/2015
10/12/1993	2,872,937	Kanawha Falls PSD 93-A Sewer Revenue	09/01/2014
02/25/2010	4,141,559	Lubeck PSD 10 Sewer Bond Anticipation Note	02/27/2015
03/27/2012	528,000	Masontown 12-A Sewer Revenue	03/06/2015
04/06/1995	1,023,800	Mineral Wells PSD 95 Sewer Revenue	03/01/2015
07/27/1995	373,000	Nitro 95-A Sewer Revenue	06/01/2015
11/01/2003	2,900,000	Roane County Schools 03 Ref GO	05/01/2015
12/20/1991	137,568	Scotts Run (New Hill) PSD 91-A Sewer Revenue	03/31/2015
12/20/1991	4,586	Scotts Run (New Hill) PSD 91-B Sewer Revenue	03/31/2015

PAID OUT ISSUES ADMINISTERED BY THE MUNICIPAL BOND COMMISSION

July 1, 2014 - June 30, 2015

<u>Issue Date</u>	<u>Issue Amount</u>	<u>Issue</u>	<u>Paid Out</u>
11/25/2003	8,111,813	Scotts Run PSD 03-A Sewer Revenue	03/31/2015
12/18/2009	1,688,394	Scotts Run PSD 09-A Sewer Revenue	03/31/2015
06/08/1994	170,532	Shady Spring PSD 94-A Sewer Revenue	03/01/2015
12/23/2010	8,270,000	St Albans 10-A Water & Sewer Revenue	10/31/2014
02/28/2007	2,019,000	Warm Springs PSD 07-B Sewer Revenue	12/01/2014
11/19/1993	1,185,374	Wellsburg 93 Water & Sewer Revenue	12/01/2014
03/01/2005	35,000,000	Wood County Schools 05 GO	05/01/2015
05/01/2000	7,000,000	Wyoming County Schools 00 GO	05/01/2015
	<u>\$ 136,226,475</u>	43 Paid Out Issues	

BOND COUNSELS

Code	Name	Address	Telephone
BRD/BRM	Bowles, Rice, McDavid, Graff & Love	501 Avery St, PO Box 49, Parkersburg, WV 26101-0049	304-485-8500
DM	Dan Marshall	515 Market St, Ste 2001, PO Box 61, Parkersburg, WV 26102	304-485-0071
G&G	Goodwin & Goodwin	300 Summers St, Suite 1500, Charleston, WV 25301	304-346-7000
H&P	John Poffenbarger (Hamb & Poffenbarger)	213 Hale Street, Charleston, WV 25301	304-342-1678
JK	Jackson Kelly	1600 Laidley Tower, Box 553, Charleston, WV 25322	304-340-1000
JTP	John T Poffenbarger	213 Hale Street, Charleston, WV 25301	304-342-1678
LFG	Lewis, Glasser, Casey & Rollins	BB&T Sq, 300 Summers St, Ste 700, Charleston, WV 25301	304-345-2000
S&J	Steptoe & Johnson	Chase Tower, 8th Floor, PO Box 1588, Charleston, WV 25326	304-598-8000
STB	Spilman, Thomas & Battle	300 Kanawha Blvd E., PO Box 273, Charleston, WV 25321	304-340-3800
VLF	Vaughan Law Firm	2020 Kanawha Blvd East, Charleston, WV 25311	304-342-3900
V&W/VWL	Vaughan & Withrow	2020 Kanawha Blvd East, Charleston, WV 25311	304-342-3900

PAYING AGENT BANKS - PUBLIC BONDHOLDERS

CODE	PAYING AGENT	BANK NAME AND ADDRESS
MBC - BBT:BH	BBT-Gov Finance	BB&T Governmental Finance, 223 W Nash Street, Wilson, NC 27893
BK OF NEW YORK	Bank of New York	Bank of New York, 385 Rifle Camp Road, 3rd Floor, Corporate Trust, Woodland Park, NJ 07424
MBC - ROM	Bank of Romney	Bank of Romney, PO Box 876, Romney, WV 26757
MBC - DAVIS TR:BH	Davis Trust Co	Davis Trust Co, 227 Davis Ave, PO Box 1429, Elkins, WV 26241-1429
MBC - DTC	Depository Trust	Depository Trust Company, 55 Water Street, New York, NY 10041
MBC - FNB:BH	First National Bank	Pacific Coast Bankers' Bank, One Cedar Street, PO Box 457, Ronceverte, WV 24970
MBC - FNBRB:BH	First Neighborhood Bk	Pacific Coast Bankers' Bank, 4416 Emerson Avenue, Parkersburg, WV 26104
MBC - HUNT NB:BH	Huntington Bank-CO	Huntington National Bank, Comm Loans-MBC - EA4E63, 7 Easton Oval, Columbus, OH 43219
MBC - JPMC:BH	JP Morgan Chase	JP Morgan Chase, 370 South Cleveland Ave, Floor 2, Westerville, OH 43081
MBC - MVB:BH	MVB Bank	MVB Bank, 1000 Johnson Avenue, Bridgeport, WV 26330
MBC - OVB:BH	Ohio Valley Bank	Ohio Valley Bank Comp, 420 3rd Avenue, Gallipolis, OH 45631
MBC - PVB	Page Valley Bank	Page Valley Bank, 17 W Main Street, Luray, VA 22835
MBC - PB:BH	Peoples Bank	Peoples Bank, 101 5th Aveune, Huntington, WV 25701
MBC - SUMMIT CM B	Summit Bank	Summit Community Bank, 310 N Main St, Moorefield, WV 26836
MBC - UB:BH	United Bank	United Bank, 990 Elmer Prince Drive, Morgantown, WV 26505
UNITED B-CHAS	United Bank-Chas	United Bank, Trust Dept, PO Box 393, Charleston, WV 25322
MBC-WESBK:BH	Wesbanco	WesBanco (Wheeling Dollar S&T), Trust Dept, 1 Bank Plaza, Wheeling, WV 26003-3562
WESBK-WHEEL	Wesbanco-Wheeling	WesBanco (Wheeling Dollar S&T), Trust Dept, 1 Bank Plaza, Wheeling, WV 26003-3562

PAYING AGENT BANKS - GOVERNMENTAL BONDHOLDERS

CODE	PAYING AGENT	BANK NAME AND ADDRESS	AGENCY
MBC - BNY and BNY2	Bank of New York	Bank of NY, 385 Rifle Camp Rd, 3rd Floor, Corp Trust, Woodland Park, NJ 07424	WDA
MBC - BBT	BB&T	BB&T, 300 Summers Street, Charleston, WV 25301	WDA
MBC - BPH	BPH	Bureau of Public Health, Internal Governmental Transfer	BPH
GMAC-CPLT1:B1T	Wells Fargo/Berkadia	Berkadia Commerical Mortgage, LLC (GMAC), PO Box 1657, Horsham, PA 19044	
MBC - DEP	DEP	Department of Environmental Protection, Internal Governmental Transfer	DEP
FED RES-RICHMON	Federal Reserve	Federal Reserve Bank, PO Box 27622, Richmond, VA 23261	
MBC - UNB	United Bank	United Bank, Trust Dept, PO Box 393, Charleston, WV 25322	IJDC

GOVERNMENTAL AGENCIES

CODE	NAME	ADDRESS	TELEPHONE
BPH	Bureau of Public Health	350 Capitol Street, Room 313, Charleston WV 25301-3713	304-356-4301
DEP	Depart of Environmental Protection	601 57th Street SE, Charleston, WV 25304	304-926-0499
IJDC	Infrastructure Job Develop Council	c/o WDA 1009 Bullitt Street, Charleston, WV 25301	304-558-4607
WDA	Water Development Authority	1009 Bullitt Street, Charleston, WV 25301	304-414-6500

ACTIVE BOND ACCOUNTS

The following is a listing of all the active bond accounts maintained by the Commission, as of the report date. Discretionary accounts and Sinking Funds Accounts for paid out issues are not included. All bond issues paid by the Commission, whether as the paying agent, or through a paying agent, are listed. All reserve accounts for issues paid by others are also included.

ACCOUNT NAME -- The name includes the issuer, year, type of issue, and whether the issue is a revenue (REV) or general obligation (GO) issue. All GOs are labeled as such. Additional accounts include Reserve (RES), Depreciation (DEP) or Repair & Replacement (R&R) accounts. On GO issues over \$5 million, tax collections surplus to annual debt service are transferred to a Surplus Collection (SUR COL) account. Issues labeled ESCROW have either been fully funded in cash, or have had specific US Treasury investments purchased to defease the issue with future earnings.

ISSUE DATE -- The date of issue is shown in this column.

INTEREST RATE -- This column shows the interest rate, or range of rates, at which this bond was issued. It reflects the actual coupon rate. It is always listed from lowest to highest regardless of the order. Some rates may have matured, and no longer be outstanding. Some issues owned by WV Dept of Environmental Protection (MBC-DEP), the WV Bureau of Public Health (MBC-BPH) or the WV Infrastructure Council (MBC-UNB) were issued at an interest rate (0 – 3%) plus a 1% or ½% Administrative Fee which is also paid to the bondholder. They are labeled “+1% or 0.5% AF”.

ORIGINAL ISSUE -- This column indicates the amount of the original issue. If the amount is preceded by a #, it indicates that the full amount of the loan has not yet been drawn down.

OUTSTANDING -- This column indicates the principal outstanding as of the report date. Refunded issues, which are fully escrowed with an escrow trustee (ET) will have that trustee listed in this column, if other than the Commission. Inquiries on these issues should be directed to the trustee.

ACCOUNT BALANCE -- This column indicates the account balance as of the report date. If this is an escrow account, the balance may include both cash and escrow securities. The investments are carried at cost, which may be different than their matured value, but will defease the issue.

LAST DEBT -- This column gives the final maturity year for the bond issue. In some cases where a bond has been advance refunded with escrows purchased for a future call, the year of final call rather than the original final maturity may be shown.

DEBT MONTH -- This column indicates the month's debt service due on the issue on a calendar year basis, with the month of principal shown first. Issues with only one number have annual debt service. Issues labeled 99/99 have monthly debt service. Issues labeled 36/91 have quarterly debt service of the 3rd (March), 6th, 9th and 12th months. Issues labeled 14/71 or 25/81 are similar.

PAYING AGENT -- The Commission pays all funds for the debt service to these banks. Due to numerous bank mergers and name changes, the bank shown in this column may not agree with the bank named on the original bond (see Paying Agent address page).

INSURED -- If this issue is insured, an “I” will appear in this column.

COUNSEL-LEGAL OPINIONS -- The Commission does not have legal opinions for these issues. If a legal opinion is needed, it can be obtained from the bond counsel for the issue (see Bond Counsel address page).

DISCLAIMER

While every attempt has been made to verify the accuracy of this data, no guarantee of accuracy should be assumed.

ACCOUNT NAME	ISSUE DATE	INTEREST RATE	ORIGINAL ISSUE	OUTSTANDING (06/30/15)	ACCT - BAL (06/30/15)	LAST DEBT	DEBT MONTH	PAYING AGENT	BOND I COUNSEL
Adrian PSD 00-A Water Reserve	10/06/00				66,927.16				
Adrian PSD 04-A Water Reserve	02/18/04				62,545.75				
Adrian PSD 08-A Water Reserve	10/23/08				46,257.54				
Adrian PSD 08-B Water Revenue	10/23/08	0.00%	500,000	434,640	2,032.10	2048	36/91	MBC - UNB	JK
Adrian PSD 08-B Water Reserve	10/23/08				13,080.93				
Adrian PSD 10-A Water Revenue	10/28/10	0.00%	#175,700	2,274	378.03	2050	36/91	MBC - UNB	S&J
Adrian PSD 10-A Water Reserve	10/28/10				1,626.46				
Adrian PSD 88 (Series 89) Water Reserve	07/21/88				58,336.18				
Adrian PSD 96-A Water Reserve	09/11/96				35,829.51				
Adrian PSD 96-B Water Reserve	09/11/96				46,827.37				
Albright 09-A Water Revenue	05/21/09	0.00%	#327,315	275,695	1,606.85	2045	36/91	MBC - UNB	S&J
Albright 09-A Water Reserve	05/21/09				9,297.28				
Alderson 15-A Sewer Refunding Revenue	02/26/15	3.40%	97,650	95,228	1,101.83	2023	99/99	MBC-OVB:BH	S&J
Alderson 15-A Sewer Refunding Reserve	02/26/15				9,765.98				
Alderson 15-B Sewer Refunding Revenue	02/26/15	3.50%	334,300	327,880	3,142.56	2025	99/99	MBC-OVB:BH	S&J
Alderson 15-B Sewer Refunding Reserve	02/26/15				33,430.30				
Alderson 86-B Sewer Revenue	08/18/86	0.00%	90,762	25,600	1,746.96	2025	10/	MBC - BNY2	S&J
Alderson 86-B Sewer Reserve	08/18/86				2,328.68				
Alderson 13-A Water Revenue	08/16/13	4.10%	200,000	170,819	2,035.32	2023	99/99	MBC - UB:BH	S&J
Alderson 13-A Water Reserve	08/16/13				3,667.97				
Alpine Lake 08-A Sewer Reserve	01/10/08				102,473.49				
Alpine Lake 06-A Water Reserve	08/10/06				63,783.07				
Alpine Lake 06-B Water Reserve	08/10/06				34,258.35				
Ansted 00 Sewer Revenue	12/11/00	0.000% - +0.5%AF	580,645	324,178	3,457.49	2032	36/91	MBC - DEP	S&J
Ansted 00 Sewer Reserve	12/11/00				19,371.74				
Ansted 99 Sewer Sys Design Revenue	04/13/99	0.000% - +1.0%AF	183,285	41,238	1,676.68	2019	36/91	MBC - DEP	S&J
Ansted 99 Sewer Sys Design Reserve	04/13/99				11,773.69				

ACCOUNT NAME	ISSUE DATE	INTEREST RATE	ORIGINAL ISSUE	OUTSTANDING (06/30/15)	ACCT - BAL (06/30/15)	LAST DEBT	DEBT MONTH	PAYING AGENT	BOND I COUNSEL
Armstrong PSD (Deepwater) 94-A Sewer Rev	11/15/94	6.75%	429,000	332,797	12,660.58	2033	10/04	MBC - BNY	JK
Armstrong PSD (Deepwater) 94-A Sewer Res	11/15/94				31,597.55				
Armstrong PSD (Deepwater) 94-B Sewer Rev	11/15/94	0.00%	37,540	1,407	317.85	2016	36/91	MBC - DEP	JK
Armstrong PSD (Deepwater) 94-B Sewer Res	11/15/94				1,879.22				
Armstrong PSD 02-A Sewer Revenue	12/01/02	4.000% - 5.600%	785,000	455,000	21,308.87	2025	04/10	MBC - DTC	S&J
Armstrong PSD 02-A Sewer Reserve	12/01/02				62,944.43				
Armstrong PSD 06-A Sewer Revenue BAN	12/21/06	3.000% - 5.000%	50,000	25,583	1,082.18	2019	36/91	MBC - BBT	JK
Armstrong PSD 01-A Water Reserve	12/13/01				30,302.42				
Armstrong PSD 11-A Water Reserve	03/28/11				8,610.27				
Athens 00 Water & Sewer Revenue	05/24/00	2.000% - +1.0%AF	711,976	244,128	7,498.40	2021	36/91	MBC - DEP	S&J
Athens 00 Water & Sewer Reserve	05/24/00				43,295.26				
Athens 04-A Water & Sewer Revenue	05/26/04	0.00%	303,000	226,266	1,381.75	2044	36/91	MBC - UNB	S&J
Athens 04-A Water & Sewer Reserve	05/26/04				10,212.39				
Athens 04-B Water & Sewer Revenue	05/26/04	0.000% - +0.5%AF	2,262,000	1,526,850	14,225.40	2035	36/91	MBC - DEP	S&J
Athens 04-B Water & Sewer Reserve	05/26/04				75,531.27				
Barrackville 10-A Sewer Revenue	12/22/10	0.00%	#3,329,658	3,161,590	4,165.66	2051	36/91	MBC - UNB	S&J
Barrackville 10-A Sewer Reserve	12/22/10				15,424.49				
Barrackville 10-B Sewer Revenue	12/22/10	0.000% - +0.5%AF	2,500,000	2,360,908	4,486.35	2042	36/91	MBC - DEP	S&J
Barrackville 10-B Sewer Reserve	12/22/10				14,302.79				
Barrackville 85-A Sewer Revenue	12/09/85	9.75%	618,894	408,383	32,160.93	2025	10/04	MBC - BNY	S&J
Barrackville 85-A Sewer Reserve	12/09/85				62,181.10				
Barrackville 85-B Sewer Revenue	12/09/85	0.00%	308,106	89,189	12,080.51	2025	10/	MBC - BNY2	S&J
Barrackville 85-B Sewer Reserve	12/09/85				12,382.16				
Barrackville 87-A Sewer Revenue	11/06/87	8.38%	100,379	65,228	4,697.38	2026	10/04	MBC - BNY	S&J
Barrackville 87-A Sewer Reserve	11/06/87				8,854.45				
Barrackville 87-B Sewer Revenue	11/06/87	0.00%	24,621	7,775	592.19	2026	10/	MBC - BNY2	S&J
Barrackville 87-B Sewer Reserve	11/06/87				941.21				

ACCOUNT NAME	ISSUE DATE	INTEREST RATE	ORIGINAL ISSUE	OUTSTANDING (06/30/15)	ACCT - BAL (06/30/15)	LAST DEBT	DEBT MONTH	PAYING AGENT	BOND I COUNSEL
Bath 02-A Water Revenue	12/09/02	0.000% - +1.0%AF	#1,150,000	699,559	12,107.52	2033	36/91	MBC - BPH	JK
Bath 02-A Water Reserve	12/09/02				38,388.66				
Bath 06-A Water Revenue	08/29/06	0.000% - +1.0%AF	1,250,000	916,656	7,967.70	2037	36/91	MBC - BPH	JK
Bath 06-A Water Reserve	08/29/06				36,620.62				
Bath 06-B Water Revenue	08/29/06	0.00%	1,237,000	1,002,535	5,202.17	2046	36/91	MBC - UNB	JK
Bath 06-B Water Reserve	08/29/06				24,069.05				
Bath 08-A Water Refunding Revenue	11/05/08	4.18%	1,091,000	727,438	18,441.53	2024	99/99	MBC-BBT:BH	S&J
Bath 08-A Water Refunding Reserve	11/05/08				95,444.00				
Bath 09-A Water Revenue	10/29/09	0.00%	2,193,910	1,883,099	6,096.29	2041	36/91	MBC - BPH	S&J
Bath 09-A Water Reserve	10/29/09				33,111.24				
Bath 14-A Water Revenue	11/20/14	1.00%	#1,000,000	744,234	0.00	2054	36/91	MBC - UNB	S&J
Bath 14-A Water Reserve	11/20/14				0.00				
Beckley 09 Parking Refunding Revenue	09/17/09	3.750% - 4.700%	1,485,000	1,095,000	23,859.16	2026	06/12	MBC - DTC	S&J
Beckley 09 Parking Refunding Reserve	09/17/09				66,328.10				
Beckley 04-A Sewer Revenue	09/28/04	2.000% - +1.0%AF	9,039,000	5,413,352	150,013.91	2026	36/91	MBC - DEP	VLF
Beckley 04-A Sewer Reserve	09/28/04				516,363.55				
Beckley 09-A Sewer Revenue	09/18/09	2.000% - +1.0%AF	#679,316	526,339	15,355.02	2030	36/91	MBC - DEP	JK
Beckley 09-A Sewer Reserve	09/18/09				23,089.44				
Beckley 09-C Sewer Revenue	09/18/09	0.000% - +.25%AF	1,035,783	915,489	5,076.48	2049	36/91	MBC - DEP	JK
Beckley 09-C Sewer Reserve	09/18/09				12,487.54				
Beckley 98-A Sewer Revenue	03/17/98	2.000% - +1.0%AF	11,000,000	3,022,780	179,294.42	2020	36/91	MBC - DEP	V&W
Beckley 98-A Sewer Reserve	03/17/98				668,716.60				
Beckley 10-A Stormwater Revenue	12/15/10	3.87%	2,000,000	1,682,387	24,083.36	2031	99/99	MBC - JPMC:BH	S&J
Belington 04-A Water & Sewer Reserve	07/15/04				10,508.38				
Belington 04-B Water & Sewer Reserve	07/15/04				33,536.20				
Belington 04-C Water & Sewer Revenue	07/15/04	0.00%	1,000,000	753,247	2,473.63	2044	36/91	MBC - UNB	S&J
Belington 04-C Water & Sewer Reserve	07/15/04				24,926.52				

ACCOUNT NAME	ISSUE DATE	INTEREST RATE	ORIGINAL ISSUE	OUTSTANDING (06/30/15)	ACCT - BAL (06/30/15)	LAST DEBT	DEBT MONTH	PAYING AGENT	BOND I COUNSEL
Belington 12-A Water & Sewer Revenue	09/20/12	0.00%	#1,250,000	1,192,154	2,714.90	2052	36/91	MBC - UNB	S&J
Belington 12-A Water & Sewer Reserve	09/20/12				4,329.93				
Belington 12-B Water & Sewer Reserve	09/20/12				5,600.69				
Belington 12-C Water & Sewer Reserve	09/20/12				4,367.54				
Belington 13-A Water & Sewer Revenue	11/13/13	1.00%	#667,188	630,478	1,755.44	2053	36/91	MBC - UNB	S&J
Belington 13-A Water & Sewer Reserve	11/13/13				175.11				
Belington 97-A Water & Sewer Revenue	03/03/97	6.25%	475,000	378,510	12,839.79	2035	10/04	MBC - BNY	S&J
Belington 97-A Water & Sewer Reserve	03/03/97				32,872.08				
Belington 97-B W & S Sys Design Revenue	08/26/97	2.000% - +1.0%AF	331,042	42,461	4,481.42	2017	36/91	MBC - DEP	S&J
Belington 97-B W & S Sys Design Reserve	08/26/97				20,902.05				
Belle 08-A Sewer Revenue	11/20/08	0.000% - +0.5%AF	1,945,100	1,588,482	5,812.40	2039	36/91	MBC - DEP	S&J
Belle 08-A Sewer Reserve	11/20/08				64,871.98				
Belle 09-A Sewer Revenue	09/25/09	0.000% - +1.0%AF	275,396	234,086	1,680.14	2040	36/91	MBC - DEP	S&J
Belle 09-A Sewer Reserve	09/25/09				9,185.21				
Belmont 04-A Sewer Revenue	08/19/04	0.000% - +0.5%AF	1,219,978	843,818	22,539.19	2036	36/91	MBC - DEP	S&J
Belmont 04-A Sewer Reserve	08/19/04				40,412.09				
Belmont 97-A Water Revenue	12/15/97	6.25%	1,302,490	1,043,337	60,414.43	2035	10/04	MBC - BNY	S&J
Belmont 97-A Water Reserve	12/15/97				90,568.49				
Benwood 00-A Sewer Revenue	12/20/00	0.000% - +0.5%AF	318,300	177,691	3,188.77	2032	36/91	MBC - DEP	S&J
Benwood 00-A Sewer Reserve	12/20/00				13,006.82				
Benwood 00-B Sewer Revenue	12/20/00	0.00%	245,600	161,595	1,765.84	2040	36/91	MBC - UNB	S&J
Benwood 00-B Sewer Reserve	12/20/00				8,113.50				
Benwood 11-A Water Revenue	03/17/11	0.00%	#1,550,000	1,428,512	3,333.17	2051	36/91	MBC - UNB	S&J
Benwood 11-A Water Reserve	03/17/11				40,023.24				
Berkeley County Schools 10 GO	02/17/10	2.000% - 4.000%	51,500,000	38,145,000	62,578.01	2025	05/11	MBC - DTC	S&J
Berkeley County Schools 10 GO Sur Col	02/17/10				2,757,222.73				
Berkeley County Schools 12 Ref GO	02/09/12	1.100% - 2.000%	11,570,000	4,815,000	762,958.90	2017	05/11	MBC - DTC	S&J

ACCOUNT NAME	ISSUE DATE	INTEREST RATE	ORIGINAL ISSUE	OUTSTANDING (06/30/15)	ACCT - BAL (06/30/15)	LAST DEBT	DEBT MONTH	PAYING AGENT	BOND I COUNSEL
Berkeley County Schools 12 Ref Spec Sur	02/09/12				569,589.78				
Berkeley Cty Schools 12 Ref GO Sur Col	02/09/12				1,040,938.37				
Berkeley County Sewer PSD 00-A Revenue	05/25/00	0.000% - +0.5%AF	937,500	476,533	3,147.79	2030	36/91	MBC - DEP	S&J
Berkeley County Sewer PSD 00-A Reserve	05/25/00				31,378.77				
Berkeley County Sewer PSD 01-A Revenue	03/30/01	0.000% - 1.000%	429,000	135,857	2,036.79	2021	36/91	MBC - UNB	S&J
Berkeley County Sewer PSD 01-A Reserve	03/30/01				24,385.89				
Berkeley County Sewer PSD 01-B Revenue	08/07/01	0.000% - 0.500%	2,909,850	1,600,404	12,136.15	2031	36/91	MBC - DEP	S&J
Berkeley County Sewer PSD 01-B Reserve	08/07/01				97,280.93				
Berkeley County Sewer PSD 02-A Revenue	05/09/02	0.000% - +0.5%AF	750,000	431,250	2,524.89	2032	36/91	MBC - DEP	S&J
Berkeley County Sewer PSD 02-A Reserve	05/09/02				25,043.54				
Berkeley County Sewer PSD 02-B Revenue	07/11/02	0.000% - +0.5%AF	456,548	262,493	1,538.24	2032	36/91	MBC - DEP	S&J
Berkeley County Sewer PSD 02-B Reserve	07/11/02				15,544.74				
Berkeley County Sewer PSD 02-C Revenue	08/28/02	0.000% - +0.5%AF	30,500,000	19,551,272	111,419.41	2034	36/91	MBC - DEP	S&J
Berkeley County Sewer PSD 02-C Reserve	08/28/02				1,046,922.82				
Berkeley County Sewer PSD 02-D Revenue	08/28/02	5.80%	4,965,465	4,358,379	137,873.81	2039	10/04	MBC - BNY	S&J
Berkeley County Sewer PSD 02-D Reserve	08/28/02				334,513.11				
Berkeley County Sewer PSD 02-E Revenue	08/28/02	5.80%	560,822	500,604	14,766.67	2041	10/04	MBC - BBT	S&J
Berkeley County Sewer PSD 02-E Reserve	08/28/02				37,152.79				
Berkeley County Sewer PSD 03-A Revenue	08/14/03	2.000% - +1.0%AF	252,922	119,906	1,570.98	2023	36/91	MBC - DEP	S&J
Berkeley County Sewer PSD 03-A Reserve	08/14/03				15,382.95				
Berkeley County Sewer PSD 03-B Revenue	08/14/03	2.000% - +1.0%AF	330,862	156,854	2,064.91	2023	36/91	MBC - DEP	S&J
Berkeley County Sewer PSD 03-B Reserve	08/14/03				20,115.66				
Berkeley County Sewer PSD 04-A Revenue	11/30/04	0.00%	1,999,600	1,405,516	5,459.15	2039	36/91	MBC - UNB	S&J
Berkeley County Sewer PSD 04-A Reserve	11/30/04				57,971.49				
Berkeley County Sewer PSD 07-A Revenue	03/06/07	4.100% - 5.000%	3,970,000	3,620,000	74,262.22	2047	03/09	MBC - DTC	S&J
Berkeley County Sewer PSD 07-A Reserve	03/06/07				188,536.95				
Berkeley County Sewer PSD 07-B Reserve	03/06/07				298,077.12				

ACCOUNT NAME	ISSUE DATE	INTEREST RATE	ORIGINAL ISSUE	OUTSTANDING (06/30/15)	ACCT - BAL (06/30/15)	LAST DEBT	DEBT MONTH	PAYING AGENT	BOND I COUNSEL
Berkeley County Sewer PSD 07-C Reserve	03/06/07				298,077.12				
Berkeley County Sewer PSD 07-D Reserve	03/06/07				235,286.78				
Berkeley County Sewer PSD 07-E Reserve	03/06/07				16,559.82				
Berkeley County Sewer PSD 07-F Reserve	03/06/07				165,598.39				
Berkeley County Sewer PSD 09-A Revenue	07/31/09	4.000% - 5.300%	2,695,000	2,175,000	80,246.89	2029	03/09	MBC - DTC	S&J
Berkeley County Sewer PSD 09-A Reserve	07/31/09				225,593.63				
Berkeley County Sewer PSD 09-B Revenue	07/31/09	3.00%	1,000,000	770,788	10,729.90	2029	36/91	MBC - UNB	S&J
Berkeley County Sewer PSD 09-B Reserve	07/31/09				66,697.95				
Berkeley County Sewer PSD 13-A Ref Rev	08/22/13	2.60% - 3.75%	9,615,000	9,615,000	80,132.12	2026	10/04	MBC - DTC	S&J
Berkeley County Sewer PSD 13-A Ref Res	08/22/13				961,566.90				
Berkeley County Sewer PSD 13-B Ref Rev	08/22/13	3.00% - 3.00%	1,950,000	1,430,000	528,323.82	2017	10/04	MBC - DTC	S&J
Berkeley County Sewer PSD 13-B Ref Res	08/22/13				97,506.90				
Berkeley County Sewer PSD 13-C Ref Rev	12/19/13	2.00% - 3.50%	2,880,000	2,695,000	181,785.04	2025	10/04	MBC - DTC	S&J
Berkeley County Sewer PSD 13-C Ref Res	12/19/13				288,019.56				
Berkeley County Sewer PSD 13-D Revenue	12/20/13	0.00%	1,116,602	1,046,812	4,655.31	2034	36/91	MBC - UNB	S&J
Berkeley County Sewer PSD 13-D Reserve	12/20/13				7,445.70				
Berkeley County Sewer PSD 15-A Revenue	02/12/15	0.000% - +0.5%AF	#26,435,450	1,321,773	0.00	2054	36/91	MBC - DEP	S&J
Berkeley County Sewer PSD 15-A Reserve	02/12/15				0.00				
Berkeley County Sewer PSD 15-B Revenue	02/12/15	1.00%	#10,623,472	1,843,972	0.00	2054	36/91	MBC - UNB	S&J
Berkeley County Sewer PSD 15-B Reserve	02/12/15				0.00				
Berkeley County Sewer PSD 15-C Revenue	02/15/15	1.000% - 4.500%	16,970,000	16,970,000	598,026.75	2035	10/04	MBC - DTC	S&J
Berkeley County Sewer PSD 15-C Reserve	02/15/15				0.00				
Berkeley County Sewer PSD 86-B Revenue	03/07/86	0.00%	1,638,194	474,214	39,953.06	2025	10/	MBC - BNY2	S&J
Berkeley County Sewer PSD 86-B Reserve	03/07/86				50,513.43				
Berkeley County Sewer PSD 90-A Revenue	05/03/90	7.85%	828,629	593,031	34,353.19	2029	10/04	MBC - BNY	S&J
Berkeley County Sewer PSD 90-A Reserve	05/03/90				68,680.27				
Berkeley County Sewer PSD 90-B Revenue	05/03/90	0.00%	38,669	14,873	1,322.10	2029	10/	MBC - BNY2	S&J

ACCOUNT NAME	ISSUE DATE	INTEREST RATE	ORIGINAL ISSUE	OUTSTANDING (06/30/15)	ACCT - BAL (06/30/15)	LAST DEBT	DEBT MONTH	PAYING AGENT	BOND I COUNSEL
Berkeley County Sewer PSD 90-B Reserve	05/03/90				1,163.82				
Berkeley County Sewer PSD 94-A Revenue	10/05/94	6.75%	494,288	383,444	17,765.69	2033	10/04	MBC - BNY	S&J
Berkeley County Sewer PSD 94-A Reserve	10/05/94				36,409.44				
Berkeley County Sewer PSD 97-B Revenue	12/11/97	2.000% - +1.0%AF	1,250,000	256,236	13,195.78	2018	36/91	MBC - DEP	S&J
Berkeley County Sewer PSD 97-B Reserve	12/11/97				76,013.86				
Berkeley County Sewer PSD 99-A Revenue	10/28/99	0.000% - +0.5%AF	30,707,296	16,677,234	112,726.51	2031	36/91	MBC - DEP	S&J
Berkeley County Sewer PSD 99-A Reserve	10/28/99				1,061,392.04				
Berkeley County PSD 01-A Water Revenue	10/25/01	5.80%	2,010,000	1,721,022	61,990.05	2039	10/04	MBC - BNY	S&J
Berkeley County PSD 01-A Water Reserve	10/25/01				132,094.75				
Berkeley County PSD 03-C Water Revenue	05/15/03	5.00%	2,430,000	1,385,950	128,150.94	2023	10/04	MBC - BNY	S&J
Berkeley County PSD 03-C Water Reserve	05/15/03				195,074.00				
Berkeley County PSD 07-A Water Revenue	12/21/07	3.400% - 4.250%	2,300,000	2,185,000	57,603.36	2025	06/12	MBC - DTC	S&J
Berkeley County PSD 07-A Water Reserve	12/21/07				0.00				
Berkeley County PSD 08 Water Revenue	01/24/08	4.000% - 4.250%	9,500,000	9,500,000	97,097.69	2037	12/06	MBC - DTC	S&J
Berkeley County PSD 08 Water Reserve	01/24/08		SA INSURED		0.00				
Berkeley County PSD 09 Water Revenue	02/17/09	2.000% - 4.400%	7,510,000	6,140,000	213,862.64	2028	12/06	MBC - DTC	S&J
Berkeley County PSD 09 Water Reserve	02/17/09				712,515.55				
Berkeley County PSD 12-A Water Revenue	12/20/12	1.000% - 2.375%	7,425,000	6,245,000	419,200.51	2024	12/06	MBC - DTC	S&J
Berkeley County PSD 12-A Water Reserve	12/20/12				742,571.67				
Berkeley County PSD 12-B Water Revenue	12/20/12	1.000% - 3.250%	7,800,000	7,750,000	55,441.90	2033	12/06	MBC - DTC	S&J
Berkeley County PSD 12-B Water Reserve	12/20/12				739,068.33				
Berkeley County PSD 13-A Water Ref Rev	12/30/13	2.000% - 4.500%	9,900,000	9,875,000	78,122.80	2033	12/06	MBC - DTC	S&J
Berkeley County PSD 13-A Water Ref Res	12/30/13				910,112.85				
Berkeley County PSD 13-B Water Ref Rev	12/30/13	1.400% - 3.950%	2,875,000	2,460,000	295,329.22	2020	12/06	MBC - DTC	S&J
Berkeley County PSD 13-B Water Ref Res	12/30/13				287,604.72				
Berkeley County PSD 15-A Water Revenue	02/26/15		9,575,000	9,575,000	127,594.80	2036	12/06	MBC - DTC	S&J
Berkeley County PSD 15-A Water Reserve	02/26/15				0.00				

ACCOUNT NAME	ISSUE DATE	INTEREST RATE	ORIGINAL ISSUE	OUTSTANDING (06/30/15)	ACCT - BAL (06/30/15)	LAST DEBT	DEBT MONTH	PAYING AGENT	BOND I COUNSEL
Berkeley County PSD 15-B Water Revenue	02/26/15		525,000	525,000	88,414.38	2018	12/06	MBC - DTC	S&J
Berkeley County PSD 15-B Water Reserve	02/26/15				0.00				
Berkeley Cty (Hedgesville96) PSD 96 W Rev	08/06/96	6.25%	677,158	538,176	22,773.17	2035	10/04	MBC - BNY	BRM
Berkeley Cty (Hedgesville96) PSD 96 W Res	08/06/96				46,718.51				
Berkeley Cty (Opequon 93) PSD 93-D W Rev	07/29/93	6.75%	10,257,957	7,911,994	369,642.48	2033	10/04	MBC - BNY	BRM
Berkeley Cty (Opequon 93) PSD 93-D W Res	07/29/93				751,290.52				
Berkeley Cty(Hedgesville93A)PSD 93B W Rev	03/08/93	7.75%	528,871	402,069	21,141.50	2031	10/04	MBC - BNY	BRM
Berkeley Cty(Hedgesville93A)PSD 93B W Res	03/08/93				43,351.19				
Berkeley Cty(Hedgesville93B)PSD 93C W Rev	03/08/93	0.00%	17,629	7,684	741.37	2031	10/	MBC - BNY2	BRM
Berkeley Cty(Hedgesville93B)PSD 93C W Res	03/08/93				452.91				
Bethany 05-A Sewer Revenue	02/22/05	3.00%	1,250,000	778,379	14,364.72	2026	36/91	MBC - UNB	S&J
Bethany 05-A Sewer Reserve	02/22/05				76,919.57				
Bethany 09-A Sewer Reserve	06/19/09				11,283.87				
Beverly 01-A Sewer Revenue	09/11/01	0.000% - +0.5%AF	300,000	167,500	991.77	2032	36/91	MBC - DEP	S&J
Beverly 01-A Sewer Reserve	09/11/01				10,030.73				
Beverly 82-B Sewer Revenue	10/28/82	0.00%	86,500	11,689	1,941.47	2019	10/	MBC - BNY2	S&J
Beverly 97-A Sewer Revenue	08/28/97	0.00%	248,258	139,151	6,452.33	2037	36/91	MBC - UNB	S&J
Beverly 97-A Sewer Reserve	08/28/97				6,344.97				
Beverly 12-A Water Revenue	08/29/12	0.000% - +1.0%AF	#3,800,000	3,603,696	12,093.08	2044	36/91	MBC - BPH	S&J
Beverly 12-A Water Reserve	08/29/12				16,891.61				
Big Bend PSD 98 Sewer Revenue	05/13/98	0.00%	208,920	121,094	891.76	2038	36/91	MBC - UNB	JTP
Big Bend PSD 98 Sewer Reserve	05/13/98				5,341.29				
Big Bend PSD 13-A Water Reserve	06/17/13				0.98				
Big Bend PSD 13-B Water GAN	06/17/13	0.00%	601,000	315,981	0.00	2016	07/	MBC - BBT	S&J
Bingamon PSD 05-A Water Reserve	08/24/05				17,872.05				
Birch River PSD 09-A Water Reserve	10/19/09				12,342.39				
Birch River PSD 14-A Water Reserve	12/22/14				0.00				

ACCOUNT NAME	ISSUE DATE	INTEREST RATE	ORIGINAL ISSUE	OUTSTANDING (06/30/15)	ACCT - BAL (06/30/15)	LAST DEBT	DEBT MONTH	PAYING AGENT	BOND I COUNSEL
Bluefield 00-A Sewer Revenue	07/13/00	0.000% - +1.0%AF	307,000	88,251	1,719.65	2021	36/91	MBC - DEP	VLF
Bluefield 00-A Sewer Reserve	07/13/00				15,377.48				
Bluefield 04 Sewer Refunding Revenue	12/01/04	3.250% - 4.200%	3,175,000	1,070,000	367,067.78	2017	07/01	MBC - DTC	S&J
Bluefield 04 Sewer Refunding Reserve	12/01/04				390,612.00				
Bluefield 13-A Sewer Revenue	06/27/13	0.500% - +0.5%AF	1,358,924	1,316,832	4,849.20	2044	36/91	MBC - DEP	S&J
Bluefield 13-A Sewer Reserve	06/27/13				5,288.78				
Bluefield 99-A (Series 98A) Sewer Rev	05/20/99	0.000% - +1.0%AF	1,116,645	334,992	6,231.84	2021	36/91	MBC - DEP	VLF
Bluefield 99-A (Series 98A) Sewer Res	05/20/99				55,924.75				
Bluewell PSD 00 Water Revenue	08/29/00	0.000% - +1.0%AF	1,275,000	690,625	8,779.96	2031	36/91	MBC - BPH	S&J
Bluewell PSD 00 Water Reserve	08/29/00				42,601.28				
Bluewell PSD 04 Water Reserve	06/30/04				29,776.41				
Bluewell PSD 05-A Water Reserve	04/13/05				16,105.15				
Bluewell PSD 05-B Water Reserve	04/13/05				667.92				
Bluewell PSD 10-A Water Revenue	01/31/10				6,076.73				
Bluewell PSD 10-A Water Reserve	01/31/10	3.97%	300,000	154,814	36,399.74	2020	99/99	MBC-BBT:BH	S&J
Boone-Raleigh PSD 94-A Sewer Revenue	07/20/94	6.75%	1,543,981	1,197,744	43,886.30	2033	10/04	MBC - BNY	JK
Boone-Raleigh PSD 94-A Sewer Reserve	07/20/94				113,721.96				
Boone-Raleigh PSD 94-B Sewer Revenue	07/20/94	0.00%	518,919	6,486	2,920.06	2015	36/91	MBC - DEP	JK
Boone-Raleigh PSD 94-B Sewer Reserve	07/20/94				25,949.35				
Boone County PSD 08-A Sewer Revenue	04/16/08	0.00%	1,200,000	1,020,761	2,691.88	2048	36/91	MBC - UNB	S&J
Boone County PSD 08-A Sewer Reserve	04/16/08				31,238.78				
Boone Cty (Danville) PSD 93-A Sewer Rev	07/30/93	6.75%	4,384,319	3,381,639	139,744.50	2033	10/04	MBC - BNY	S&J
Boone Cty (Danville) PSD 93-A Sewer Res	07/30/93				321,098.32				
Boone County PSD 00-A Water Revenue	04/26/00	0.000% - +1.0%AF	2,130,000	1,136,000	6,969.65	2031	36/91	MBC - BPH	S&J
Boone County PSD 00-A Water Reserve	04/26/00				0.00				
Boone County PSD 00-B Water Revenue	04/26/00	0.00%	4,909,161	3,135,528	10,735.72	2040	36/91	MBC - UNB	S&J
Boone County PSD 00-B Water Reserve	04/26/00				0.00				

ACCOUNT NAME	ISSUE DATE	INTEREST RATE	ORIGINAL ISSUE	OUTSTANDING (06/30/15)	ACCT - BAL (06/30/15)	LAST DEBT	DEBT MONTH	PAYING AGENT	BOND I COUNSEL
Boone County PSD 10-A Water Revenue	10/14/10	0.00%	1,062,000	972,339	2,357.89	2050	36/91	MBC - UNB	S&J
Boone County PSD 10-A Water Reserve	10/14/10		LTR/CREDIT		0.00				
Bradley PSD 02-A Sewer Revenue	06/25/02	0.000% - +0.5%AF	293,000	173,342	935.78	2033	36/91	MBC - DEP	G&G
Bradley PSD 02-A Sewer Reserve	06/25/02				9,771.40				
Bradley PSD 05-A Sewer Ref Revenue	01/14/05	0.000% - +0.5%AF	6,192,677	4,386,479	19,568.79	2036	36/91	MBC - DEP	G&G
Bradley PSD 05-A Sewer Ref Reserve	01/14/05				205,950.06				
Bradshaw 93-A Sewer Revenue	03/31/93	7.75%	245,806	186,870	12,800.95	2031	10/04	MBC - BNY	S&J
Bradshaw 93-A Sewer Reserve	03/31/93				20,148.60				
Bradshaw 93-B Sewer Revenue	03/31/93	0.00%	8,194	3,572	199.09	2031	10/	MBC - BNY2	S&J
Bradshaw 93-B Sewer Reserve	03/31/93				229.86				
Branchland/Midkiff PSD 09-A Water Rev	06/24/09	0.00%	4,100,000	3,597,412	8,813.98	2049	36/91	MBC - UNB	S&J
Branchland/Midkiff PSD 09-A Water Res	06/24/09				105,807.92				
Branchland/Midkiff PSD 11-A Water Rev	12/22/11	0.00%	1,247,000	1,182,216	2,698.63	2051	36/91	MBC - UNB	S&J
Branchland/Midkiff PSD 11-A Water Res	12/22/11				32,392.80				
Branchland/Midkiff PSD 98 Water Revenue	07/29/98	0.00%	1,280,000	759,742	2,752.50	2038	36/91	MBC - UNB	G&G
Branchland/Midkiff PSD 98 Water Reserve	07/29/98				33,031.96				
Braxton County Schools 08 GO	09/30/08	3.250% - 5.250%	16,100,000	12,795,000	34,210.27	2029	11/05	MBC - DTC	BRM
Braxton County Schools 08 GO Sur Col	09/30/08				878,648.18				
Brooke County Schools 12 Ref GO Sur Col	11/05/12				303,793.57				
Brooke County Schools 15 GO	05/05/15	2.000% - 4.000%	15,000,000	15,000,000	0.00	2030	06/12	MBC - DTC	G&G
Brooke County PSD 03-A Sewer Revenue	10/10/03	0.000% - +0.5%AF	606,211	396,661	4,575.43	2035	36/91	MBC - DEP	BRM
Brooke County PSD 03-A Sewer Reserve	10/10/03				27,991.00				
Brooke County PSD 10-A Sewer Revenue	03/18/10	0.00%	2,517,800	2,302,455	5,527.45	2050	36/91	MBC - UNB	S&J
Brooke County PSD 10-A Sewer Reserve	03/18/10				22,099.55				
Brooke County PSD 15-A Sewer Revenue	06/02/15	1.00%	#1,000,000	25,000	0.00	2046	36/91	MBC - UNB	S&J
Brooke County PSD 15-A Sewer Reserve	06/02/15				0.00				
Brooke County PSD 97-A Sewer Revenue	12/09/97	0.000% - +1.0%AF	450,000	85,443	4,647.86	2019	36/91	MBC - DEP	JK

ACCOUNT NAME	ISSUE DATE	INTEREST RATE	ORIGINAL ISSUE	OUTSTANDING (06/30/15)	ACCT - BAL (06/30/15)	LAST DEBT	DEBT MONTH	PAYING AGENT	BOND I COUNSEL
Brooke County PSD 97-A Sewer Reserve	12/09/97				29,439.72				
Brooke County PSD 97-B Sewer Revenue	12/09/97	0.00%	2,163,971	1,264,658	10,170.99	2037	36/91	MBC - UNB	JK
Brooke County PSD 97-B Sewer Reserve	12/09/97				72,237.18				
Brooke County PSD 97-C Sewer Revenue	12/09/97	1.00%	450,000	450,000	0.00	2037	36/91	MBC - UNB	JK
Brooke County PSD 97-C Sewer Reserve	12/09/97				26,361.33				
Brooke County PSD 03-A Water Revenue	10/10/03	0.00%	764,000	553,410	1,903.87	2043	36/91	MBC - UNB	BRM
Brooke County PSD 03-A Water Reserve	10/10/03				20,106.41				
Buffalo Creek PSD 15-A Sewer Reserve	03/06/15				0.00				
Buffalo Creek PSD 15-B Sewer Reserve	03/06/15				0.00				
Buffalo Creek PSD 90-A Sewer Revenue	07/24/90	8.10%	438,497	318,688	16,018.51	2029	10/04	MBC - BNY	S&J
Buffalo Creek PSD 90-A Sewer Reserve	07/24/90				37,466.43				
Buffalo Creek PSD 98-A Sewer Revenue	10/22/98	2.000% - +1.0%AF	1,797,894	469,206	12,591.18	2019	36/91	MBC - DEP	JK
Buffalo Creek PSD 98-A Sewer Reserve	10/22/98				109,301.35				
Buffalo 10-A Sewer Revenue	11/09/10	0.00%	440,312	403,197	688.04	2037	36/91	MBC - UNB	S&J
Buffalo 10-A Sewer Reserve	11/09/10				33,596.04				
Buffalo 90-A Sewer Revenue	09/06/90	8.10%	280,168	203,620	10,399.15	2029	10/04	MBC - BNY	JK
Buffalo 90-A Sewer Reserve	09/06/90				23,936.48				
Buffalo 90-B Sewer Revenue	09/06/90	0.00%	12,652	4,994	383.36	2029	10/	MBC - BNY2	JK
Buffalo 90-B Sewer Reserve	09/06/90				514.73				
Buffalo 90-C Sewer Reserve	09/06/90				59,755.77				
Buffalo 97-A Sewer Revenue	12/04/97	0.000% - +1.0%AF	600,000	112,500	3,677.53	2019	36/91	MBC - DEP	S&J
Buffalo 97-A Sewer Reserve	12/04/97				31,034.94				
Buffalo 97-B Lot 2 Sewer Revenue	12/04/97	0.00%	768,395	446,165	3,348.08	2037	36/91	MBC - UNB	S&J
Buffalo 97-B Sewer Revenue	12/04/97	0.00%	1,263,797	733,818	3,630.43	2037	36/91	MBC - UNB	S&J
Buffalo 97-B Sewer Reserve	12/04/97				54,266.47				
Buffalo 97-C Sewer Revenue	12/04/97	0.00%	600,000	600,000	2,225.05	2037	36/91	MBC - UNB	S&J
Buffalo 97-C Sewer Reserve	12/04/97				0.00				

ACCOUNT NAME	ISSUE DATE	INTEREST RATE	ORIGINAL ISSUE	OUTSTANDING (06/30/15)	ACCT - BAL (06/30/15)	LAST DEBT	DEBT MONTH	PAYING AGENT	BOND I COUNSEL
Buckhannon 09-A Sewer Ref Revenue	04/23/09	4.23%	2,004,608	1,418,897	28,303.92	2025	99/99	MBC-BBT:BH	JK
Buckhannon 86-B Sewer Revenue	03/12/86	0.00%	1,081,160	297,319	53,468.71	2025	10/	MBC - BNY2	VWL
Buckhannon 86-B Sewer Reserve	03/12/86				51,630.68				
Cabell County Schools 06 GO	06/06/06	3.000% - 5.000%	60,455,000	29,260,000	126,953.93	2021	05/11	MBC - DTC	S&J
Capon Bridge 13-A Water Reserve	10/02/13				552.50				
Calhoun County Schools 11 GO	07/21/11	3.250% - 4.200%	3,560,000	3,120,000	178,928.54	2031	06/12	MBC - DTC	G&G
Camden-on-Gauley 97-B Sewer Revenue	08/28/97	0.00%	555,400	315,324	1,187.82	2037	36/91	MBC - UNB	JK
Camden-on-Gauley 97-B Sewer Reserve	08/28/97				14,333.48				
Camden-on-Gauley 13-A Water Revenue	05/24/13	0.000% - +1.0%AF	#880,500	611,018	2,815.41	2044	36/91	MBC - BPH	S&J
Camden-on-Gauley 13-A Water Reserve	05/24/13				29,355.42				
Cameron 00-A Sewer Revenue	07/13/00	0.00%	2,530,188	1,664,596	11,081.79	2040	36/91	MBC - UNB	S&J
Cameron 00-A Sewer Reserve	07/13/00				66,588.59				
Cameron 97-A Sewer Sys Design Revenue	11/13/97	0.000% - +1.0%AF	450,000	61,875	4,119.64	2018	36/91	MBC - DEP	S&J
Cameron 97-A Sewer Sys Design Reserve	11/13/97				22,501.55				
Canaan Valley PSD 10-A Sewer Revenue	01/22/10	0.00%	2,965,216	2,692,104	6,509.11	2049	36/91	MBC - DEP	S&J
Canaan Valley PSD 10-A Sewer Reserve	01/22/10				27,988.23				
Cabell County Schools 06 GO Sur Col	06/06/06				5,113,258.11				
Capon Bridge 13-A Water Revenue	10/02/13	0.00%	#1,989,000	1,728,454	6,376.56	2045	36/91	MBC - BPH	S&J
Carpendale 91-A Sewer Revenue	10/10/91	7.75%	968,298	736,139	43,681.69	2031	10/04	MBC - BNY	S&J
Carpendale 91-A Sewer Reserve	10/10/91				79,368.90				
Carpendale 91-B Sewer Revenue	10/10/91	0.00%	32,277	14,070	903.07	2031	10/	MBC - BNY2	S&J
Carpendale 91-B Sewer Reserve	10/10/91				951.14				
Carpendale 94 Water Revenue	04/22/94	6.75%	801,000	617,814	32,562.99	2033	10/04	MBC - BNY	S&J
Cedar Grove 02 Sewer Revenue	07/31/02	0.000% - +0.5%AF	1,500,000	900,000	4,539.06	2033	36/91	MBC - DEP	S&J
Cedar Grove 02 Sewer Reserve	07/31/02				50,014.29				
Cedar Grove 94 Sewer Revenue	09/02/94	6.75%	222,000	172,217	8,967.75	2033	10/04	MBC - BNY	JK
Cedar Grove 94 Sewer Reserve	09/02/94				16,361.37				

ACCOUNT NAME	ISSUE DATE	INTEREST RATE	ORIGINAL ISSUE	OUTSTANDING (06/30/15)	ACCT - BAL (06/30/15)	LAST DEBT	DEBT MONTH	PAYING AGENT	BOND I COUNSEL
Cedar Grove 81 (Series 79) Water R&R	04/01/81				28,472.64				
Cedar Grove 81 (Series 79) Water Revenue	04/01/81	5.00%	535,000	161,848	10,329.05	2021	04/	GMAC-CPLT1:B1T	JK
Cedar Grove 81 (Series 79) Water Reserve	04/01/81				31,660.31				
Center PSD 05-A Sewer Revenue	08/30/05	0.00%	197,500	151,923	188.36	2045	36/91	MBC - UNB	S&J
Center PSD 05-A Sewer Reserve	08/30/05				4,559.09				
Center PSD 89-A Sewer Revenue	11/22/89	8.40%	1,415,213	1,037,811	50,485.59	2029	10/04	MBC - BNY	S&J
Center PSD 89-A Sewer Reserve	11/22/89				124,225.23				
Center PSD 89-B Sewer Revenue	11/22/89	0.00%	209,787	80,687	3,637.97	2029	10/	MBC - BNY2	S&J
Center PSD 89-B Sewer Reserve	11/22/89				5,380.03				
Central Barbour PSD 02-A Water Reserve	12/13/02				12,901.81				
Central Barbour PSD 10-A Water Reserve	08/05/10				11,693.21				
Central Boaz PSD 88-A Sewer Revenue	05/19/88	9.00%	692,181	463,624	0.00	2026	10/04	MBC - BNY	BRD
Central Boaz PSD 88-A Sewer Reserve	05/19/88				63,638.43				
Central Boaz PSD 88-B Sewer Revenue	05/19/88	0.00%	248,215	78,384	1,662.44	2026	10/	MBC - BNY2	BRD
Central Boaz PSD 88-B Sewer Reserve	05/19/88				6,533.39				
Central Boaz PSD 12-A Water Reserve	06/27/12				7,098.94				
Central Boaz PSD 12-B Water Reserve	06/27/12				608.48				
Central Hampshire PSD 05-A Sewer Revenue	03/11/05	0.00%	1,725,000	1,725,000	0.00	2039	36/91	MBC - UNB	S&J
Central Hampshire PSD 05-A Sewer Reserve	03/11/05				0.00				
Central Hampshire PSD 05-B Sewer Revenue	03/11/05	0.00%	1,599,500	1,405,784	1,769.61	2039	36/91	MBC - UNB	S&J
Central Hampshire PSD 05-B Sewer Reserve	03/11/05				25,596.38				
Central Hampshire PSD 05-C Sewer Revenue	03/11/05	0.00%	220,203	169,059	468.95	2045	36/91	MBC - UNB	S&J
Central Hampshire PSD 05-C Sewer Reserve	03/11/05				5,683.08				
Central Hampshire PSD 99-A Sewer Revenue	04/27/99	0.000% - +1.0%AF	2,836,000	744,450	12,828.30	2020	36/91	MBC - DEP	S&J
Central Hampshire PSD 99-A Sewer Reserve	04/27/99				141,814.96				
Central Hampshire PSD 06-A Water Reserve	06/30/06				67,702.89				
Central Hampshire PSD 10-A Water Revenue	04/14/10	3.26%	125,000	31,800	1,697.96	2017	99/99	MBC - ROM	S&J

ACCOUNT NAME	ISSUE DATE	INTEREST RATE	ORIGINAL ISSUE	OUTSTANDING (06/30/15)	ACCT - BAL (06/30/15)	LAST DEBT	DEBT MONTH	PAYING AGENT	BOND I COUNSEL
Central Hampshire PSD 10-A Water Reserve	04/14/10				20,639.03				
Central Hampshire PSD (GSV) 06-A W Res	06/29/06				34,326.73				
Central Hampshire PSD (GSV) 06-B W Res	06/30/06				22,706.16				
Century-Volga PSD 03-A Water Reserve	06/13/03				10,939.00				
Century-Volga PSD 09-A Water Revenue	12/22/09	0.00%	700,000	627,264	2,997.67	2049	36/91	MBC - UNB	S&J
Century-Volga PSD 09-A Water Reserve	12/22/09				18,258.26				
Ceredo 11-A Sewer Revenue	03/02/11	0.000% - +0.5%AF	534,900	490,323	2,458.08	2051	36/91	MBC - DEP	S&J
Ceredo 11-A Sewer Reserve	03/02/11				5,833.41				
Ceredo 91-A Sewer Revenue	07/10/91	8.10%	618,069	449,199	28,843.35	2029	10/04	MBC - BNY	JK
Ceredo 91-A Sewer Reserve	07/10/91				52,823.81				
Ceredo 91-B Sewer Revenue	07/10/91	0.00%	27,906	11,015	1,886.80	2029	10/	MBC - BNY2	JK
Ceredo 91-B Sewer Reserve	07/10/91				877.77				
Ceredo 07-A Water Revenue	06/14/07	0.000% - +1.0%AF	2,700,000	2,137,500	17,253.52	2039	36/91	MBC - BPH	S&J
Ceredo 07-A Water Reserve	06/14/07				90,021.21				
Chapmanville 13-A Water & Sewer Revenue	12/12/13	0.000% - +0.5%AF	400,000	394,870	941.59	2053	36/91	MBC - DEP	JK
Chapmanville 13-A Water & Sewer Reserve	12/12/13				598.55				
Chapmanville 14-A Water & Sewer Revenue	05/22/14	0.500% - +0.5%AF	#1,505,000	1,187,173	0.00	2045	36/91	MBC - BPH	JK
Chapmanville 14-A Water & Sewer Reserve	05/22/14				0.00				
Chapmanville 86-B Water & Sewer Revenue	03/25/86	0.00%	99,740	27,429	5,794.27	2025	10/	MBC - BNY2	JK
Chapmanville 86-B Water & Sewer Reserve	03/25/86				3,786.72				
Chapmanville 99-A Water & Sewer Revenue	08/24/99	0.000% - +1.0%AF	140,000	35,000	756.76	2020	36/91	MBC - DEP	JK
Chapmanville 99-A Water & Sewer Reserve	08/24/99				7,579.90				
Charleston 05-A Parking Ref Revenue	03/08/05	2.500% - 4.500%	8,710,000	1,085,000	201,353.44	2016	06/12	MBC - DTC	JK
Charleston 05-A Parking Ref Reserve	03/08/05				871,060.78				
Chas-Kan Cty Reg Devel Auth 00-A W Rev	01/27/00	4.350% - 6.375%	*8,705,000	7,335,000	96,506.51	2039	06/12	MBC - BNY	VLF
Chas-Kan Cty Reg Devel Auth 05-A W Res	06/28/05				37,548.65				
Chas-Kan Cty Reg Devel Auth 09-A W Res	04/16/09				23,059.58				

ACCOUNT NAME	ISSUE DATE	INTEREST RATE	ORIGINAL ISSUE	OUTSTANDING (06/30/15)	ACCT - BAL (06/30/15)	LAST DEBT	DEBT MONTH	PAYING AGENT	BOND I COUNSEL
Chas-Kan Cty Reg Devel Auth 09-B W Rev	06/29/09	0.00%	167,300	134,383	544.53	2048	36/91	MBC - UNB	S&J
Chas-Kan Cty Reg Devel Auth 09-B W Res	06/29/09				0.00				
Charleston 01-A Sewer Revenue	02/22/01	2.000% - +1.0%AF	1,111,357	440,265	17,911.11	2022	36/91	MBC - DEP	JK
Charleston 01-A Sewer Reserve	02/22/01				67,585.61				
Charleston 01-B Sewer Revenue	05/22/01	7.85%	823,741	628,862	41,771.40	2029	10/04	MBC - BNY	JK
Charleston 01-B Sewer Reserve	05/22/01				72,803.84				
Charleston 01-C Sewer Revenue	05/22/01	0.00%	30,492	15,771	1,144.54	2029	10/	MBC - BNY2	JK
Charleston 01-C Sewer Reserve	05/22/01				1,342.57				
Charleston 02-B Sewer Ref Revenue	12/01/02	2.000% - 4.430%	5,160,000	910,000	325,128.97	2017	01/07	MBC - DTC	JK
Charleston 02-B Sewer Ref Reserve	12/01/02				486,769.44				
Charleston 04-A Sewer Revenue	03/23/04	2.000% - +1.0%AF	9,835,120	5,406,470	92,155.99	2025	36/91	MBC - DEP	JK
Charleston 04-A Sewer Reserve	03/23/04				597,900.49				
Charleston 05-A Sewer Revenue	05/05/05	5.05%	36,617,310	32,977,263	872,489.11	2044	10/04	MBC - BNY	JK
Charleston 05-A Sewer Reserve	05/05/05				2,157,609.62				
Charleston 05-B1 Sewer Revenue	05/05/05	2.00%	1,822,690	1,517,393	38,341.79	2044	10/04	MBC - BBT	JK
Charleston 05-B2 Sewer Revenue	05/05/05	2.00%	334,771	200,371	14,322.55	2044	10/04	MBC - BBT	JK
Charleston 08-A Sewer Revenue	06/26/08	2.000% - +1.0%AF	9,000,000	6,973,277	53,804.54	2030	36/91	MBC - DEP	JK
Charleston 08-A Sewer Reserve	06/26/08				547,131.11				
Charleston 11-A Sewer Revenue	12/13/11	2.000% - +1.0%AF	25,877,009	24,001,989	147,262.25	2033	36/91	MBC - DEP	JK
Charleston 11-A Sewer Reserve	12/13/11				1,573,125.18				
Charleston 13-A Sewer Revenue	03/27/13	0.000% - +0.5%AF	9,799,296	9,218,628	50,869.12	2031	36/91	MBC - DEP	JK
Charleston 13-A Sewer Reserve	03/27/13				581,028.47				
Charleston 89-A Sewer Revenue	03/21/89	8.40%	1,912,194	1,402,259	94,228.64	2029	10/04	MBC - BNY	JK
Charleston 89-A Sewer Reserve	03/21/89				167,860.09				
Charleston 89-B Sewer Revenue	03/21/89	0.00%	283,458	109,022	7,496.90	2029	10/	MBC - BNY2	JK
Charleston 89-B Sewer Reserve	03/21/89				7,340.44				
Charleston 89-C Sewer Revenue	11/21/89	8.40%	829,856	608,554	40,954.17	2029	10/04	MBC - BNY	JK

ACCOUNT NAME	ISSUE DATE	INTEREST RATE	ORIGINAL ISSUE	OUTSTANDING (06/30/15)	ACCT - BAL (06/30/15)	LAST DEBT	DEBT MONTH	PAYING AGENT	BOND I COUNSEL
Charleston 89-C Sewer Reserve	11/21/89				72,848.49				
Charleston 89-D Sewer Revenue	11/21/89	0.00%	123,015	47,313	3,273.63	2029	10/	MBC - BNY2	JK
Charleston 89-D Sewer Reserve	11/21/89				4,188.83				
Charleston 96-A Sewer Revenue	10/09/96	2.000% - +1.0%AF	2,671,058	433,404	43,016.96	2018	36/91	MBC - DEP	JK
Charleston 96-A Sewer Reserve	10/09/96				162,378.78				
Charleston 96-B Sewer Revenue	11/26/96	2.000% - +1.0%AF	395,299	52,739	6,365.77	2017	36/91	MBC - DEP	JK
Charleston 96-B Sewer Reserve	11/26/96				24,031.84				
Charleston 97-A Sewer Revenue	07/22/97	2.000% - +1.0%AF	732,688	129,372	11,807.76	2018	36/91	MBC - DEP	JK
Charleston 97-A Sewer Reserve	07/22/97				44,557.23				
Charleston 97-B Sewer Revenue	10/07/97	2.000% - +1.0%AF	5,237,584	1,147,502	84,349.97	2019	36/91	MBC - DEP	JK
Charleston 97-B Sewer Reserve	10/07/97				318,404.89				
Charleston 98-A Sewer Revenue	12/10/98	2.000% - +1.0%AF	994,537	231,849	16,028.26	2019	36/91	MBC - DEP	JK
Charleston 98-A Sewer Reserve	12/10/98				60,478.61				
Charleston 99-A Sewer Revenue	06/22/99	8.38%	686,229	474,852	38,757.04	2026	10/04	MBC - BNY	JK
Charleston 99-A Sewer Reserve	06/22/99				64,264.26				
Charleston 99-B Sewer Revenue	06/22/99	0.00%	132,072	56,603	5,005.68	2026	10/	MBC - BNY2	JK
Charleston 99-B Sewer Reserve	06/22/99				6,159.06				
Charleston 09-A Civic Center Imp Revenue	12/17/09	3.000% - 4.400%	3,275,000	2,420,000	128,574.31	2024	12/06	MBC - DTC	JK
Charleston 98 Civic Center Imp Revenue	09/01/98	4.600% - 5.100%	3,635,000	1,820,000	190,300.80	2023	09/03	MBC - DTC	G&G
Charles Town 88-B (B1) W & S Revenue	05/04/88	0.00%	295,916	106,216	5,733.35	2028	10/	MBC - BNY2	S&J
Charles Town 88-B (B1) W & S Reserve	05/04/88				7,596.06				
Charles Town 00-A Water & Sewer Revenue	06/22/00	2.000% - +1.0%AF	3,163,781	1,169,502	17,605.64	2021	36/91	MBC - DEP	S&J
Charles Town 00-A Water & Sewer Reserve	06/22/00				192,333.66				
Charles Town 02-A Water & Sewer Revenue	08/22/02	5.80%	1,100,000	949,173	27,192.91	2039	10/04	MBC - BNY	S&J
Charles Town 02-A Water & Sewer Reserve	08/22/02				72,925.95				
Charles Town 02-B Water & Sewer Revenue	08/22/02	0.00%	3,600,000	2,524,675	7,859.86	2042	36/91	MBC - UNB	S&J
Charles Town 02-B Water & Sewer Reserve	08/22/02				93,609.84				

ACCOUNT NAME	ISSUE DATE	INTEREST RATE	ORIGINAL ISSUE	OUTSTANDING (06/30/15)	ACCT - BAL (06/30/15)	LAST DEBT	DEBT MONTH	PAYING AGENT	BOND I COUNSEL
Charles Town 02-C Water & Sewer Revenue	12/01/02	3.000% - 5.000%	4,135,000	3,060,000	90,332.97	2032	12/06	MBC - DTC	I S&J
Charles Town 02-C Water & Sewer Reserve	12/01/02				259,070.88				
Charles Town 09-A Water & Sewer Revenue	12/01/09	2.000% - 5.000%	7,120,000	5,270,000	287,714.69	2028	10/04	MBC - DTC	S&J
Charles Town 09-A Water & Sewer Reserve	12/01/09				657,088.37				
Charles Town 10-A Water & Sewer Revenue	01/13/10	2.00%	912,458	747,796	4,663.09	2031	36/91	MBC - BPH	S&J
Charles Town 10-A Water & Sewer Reserve	01/13/10				24,051.90				
Charles Town 10-B Water & Sewer Revenue	01/13/10	2.00%	100,000	81,954	510.91	2031	36/91	MBC - BPH	S&J
Charles Town 10-B Water & Sewer Reserve	01/13/10				2,637.19				
Charles Town 10-C Water & Sewer Revenue	12/02/10	0.000% - +0.5%AF	1,250,000	1,083,328	3,767.10	2041	36/91	MBC - DEP	S&J
Charles Town 10-C Water & Sewer Reserve	12/02/10				17,143.67				
Charles Town 10-D Water & Sewer Revenue	12/02/10	0.000% - +0.5%AF	500,000	433,328	1,507.14	2041	36/91	MBC - DEP	S&J
Charles Town 10-D Water & Sewer Reserve	12/02/10				6,811.46				
Charles Town 11-A Water & Sewer Revenue	07/22/11	0.000% - +0.5%AF	#13,147,192	6,284,416	22,377.91	2041	36/91	MBC - DEP	S&J
Charles Town 11-A Water & Sewer Reserve	07/22/11				59,253.69				
Charles Town 13-A Water & Sewer Revenue	06/27/13	0.000% - 0.500%	#591,977	491,258	2,354.10	2044	36/91	MBC - DEP	S&J
Charles Town 13-A Water & Sewer Reserve	06/27/13				1,772.01				
Charles Town 13-B Water & Sewer Revenue	10/01/13	3.000% - 5.300%	2,970,000	2,920,000	75,930.21	2043	10/04	MBC - DTC	S&J
Charles Town 13-B Water & Sewer Reserve	10/01/13				194,533.51				
Charles Town 14-A Water & Sewer Revenue	06/18/14	0.500% - +0.5AF	%#4,058,900	2,177,794	0.00	2046	36/91	MBC - DEP	S&J
Charles Town 14-A Water & Sewer Reserve	06/18/14				0.00				
Charles Town 14-C Water & Sewer Revenue	10/31/14	2.500% - 4.750%	820,000	820,000	19,544.59	2032	12/06	MBC - DTC	S&J
Charles Town 14-C Water & Sewer Reserve	10/31/14				69,550.37				
Charles Town 14-D Water & Sewer Revenue	10/31/14	3.000% - 5.000%	1,445,000	1,395,000	12,992.12	2028	12/06	MBC - DTC	S&J
Charles Town 14-D Water & Sewer Reserve	10/31/14				144,526.74				
Charles Town 14-E Water & Sewer Revenue	10/31/14	1.500% - 3.400%	1,425,000	1,375,000	13,445.59	2026	12/06	MBC - DTC	S&J
Charles Town 14-E Water & Sewer Reserve	10/31/14				142,526.38				
Charles Town 87-B W & S Revenue	11/18/87	0.00%	413,629	130,620	8,223.33	2026	10/	MBC - BNY2	S&J

ACCOUNT NAME	ISSUE DATE	INTEREST RATE	ORIGINAL ISSUE	OUTSTANDING (06/30/15)	ACCT - BAL (06/30/15)	LAST DEBT	DEBT MONTH	PAYING AGENT	BOND I COUNSEL
Charles Town 87-B W & S Reserve	11/18/87				10,899.37				
Charles Town 88-B (B2) W & S Revenue	05/20/88	0.00%	558,000	200,300	10,791.14	2028	10/	MBC - BNY2	S&J
Charles Town 88-B (B2) W & S Reserve	05/20/88				14,326.22				
Charles Town 89-B W & S Revenue	04/13/89	0.00%	117,480	45,185	2,266.45	2029	10/	MBC - BNY2	S&J
Charles Town 89-B W & S Reserve	04/13/89				3,016.09				
Charles Town 98 Water & Sewer Design Rev	09/29/98	2.000% - +1.0%AF	437,601	108,124	2,433.84	2019	36/91	MBC - DEP	S&J
Charles Town 98 Water & Sewer Design Res	09/29/98				26,602.74				
Chester 88-A Water & Sewer Revenue	07/06/88	9.00%	1,133,851	823,117	42,431.28	2028	10/04	MBC - BNY	S&J
Chester 88-A Water & Sewer Reserve	07/06/88				105,747.93				
Chester 88-B Water & Sewer Revenue	07/06/88	0.00%	283,463	101,763	5,490.34	2028	10/	MBC - BNY2	S&J
Chester 88-B Water & Sewer Reserve	07/06/88				7,280.75				
Chester 96-A Water & Sewer Revenue	12/17/96	0.000% - +1.0%AF	1,301,239	178,920	6,076.28	2018	36/91	MBC - DEP	S&J
Chester 96-A Water & Sewer Reserve	12/17/96				65,078.22				
Chestnut Ridge PSD 14-A Water GAN	08/12/14	3.00%	#100,000	-0-	1,500.33	2017	10/04	MBC - BBT	S&J
Chestnut Ridge PSD 14-A Water Revenue	08/12/14	0.00%	#1,075,000	663,691	0.00	2054	36/91	MBC - UNB	S&J
Chestnut Ridge PSD 14-A Water Reserve	08/12/14				0.00				
Chestnut Ridge PSD 95 Water Revenue	10/10/95	6.75%	185,000	143,535	7,589.10	2033	10/04	MBC - BNY	S&J
Chestnut Ridge PSD 95 Water Reserve	10/10/95				13,630.06				
Clarksburg 09-A Sewer Revenue	07/08/09	0.000% - +1.0%AF	1,000,000	750,000	8,818.26	2030	36/91	MBC - DEP	S&J
Clarksburg 09-A Sewer Reserve	07/08/09				50,223.31				
Clarksburg 14-A Sewer Revenue	01/09/14	0.500% - +0.5%AF	#12,000,000	7,116,753	0.00	2045	36/91	MBC - DEP	S&J
Clarksburg 14-A Sewer Reserve	01/09/14				0.00				
Clarksburg 96 Sewer Revenue	10/24/96	2.000% - +1.0%AF	6,484,243	1,144,944	67,378.78	2018	36/91	MBC - DEP	S&J
Clarksburg 96 Sewer Reserve	10/24/96				394,192.04				
Clarksburg 01-A Water Revenue	04/23/01	2.000% - +1.0%AF	2,383,850	912,858	27,611.51	2022	36/91	MBC - BPH	S&J
Clarksburg 01-A Water Reserve	04/23/01				144,920.29				
Clarksburg 04-A Water Revenue	09/28/04	5.00%	1,885,764	1,168,906	98,676.09	2024	04/10	MBC - BNY	S&J

ACCOUNT NAME	ISSUE DATE	INTEREST RATE	ORIGINAL ISSUE	OUTSTANDING (06/30/15)	ACCT - BAL (06/30/15)	LAST DEBT	DEBT MONTH	PAYING AGENT	BOND I COUNSEL
Clarksburg 04-A Water Reserve	09/28/04				151,390.52				
Clarksburg 13-A Water Refunding Revenue	04/26/13	1.000% - 2.200%	9,220,000	7,225,000	1,490,508.93	2019	09/03	MBC - DTC	S&J
Clarksburg 13-A Water Refunding Reserve	04/26/13				922,064.35				
Clarksburg 14-A Water Revenue	11/06/14	1.500% - 4.500%	3,965,000	3,875,000	56,156.23	2034	06/12	MBC - DTC	S&J
Clarksburg 14-A Water Reserve	11/06/14				292,020.55				
Clay 09-A Water & Sewer Reserve	10/16/09				17,661.56				
Clay 09-B Water & Sewer Revenue	10/16/09	0.00%	550,000	489,276	2,314.96	2049	36/91	MBC - UNB	G&G
Clay 09-B Water & Sewer Reserve	10/16/09				0.00				
Clay 98-B Water & Sewer Revenue	03/27/98	0.00%	185,000	107,419	2,006.46	2037	36/91	MBC - UNB	S&J
Clay 98-B Water & Sewer Reserve	03/27/98				4,784.75				
Clay-Roane PSD 04-A Water Revenue	11/12/04	0.00%	1,000,000	769,737	4,536.65	2044	36/91	MBC - UNB	G&G
Clay-Roane PSD 04-A Water Reserve	11/12/04				23,787.02				
Clay-Roane PSD 04-B Water Reserve	11/12/04				17,361.79				
Clay-Roane PSD 08 Water Reserve	06/26/08				2,321.98				
Clay-Roane PSD 82 Water Reserve	09/24/82				11,319.72				
Clay-Roane PSD 90 Water Reserve	11/05/90				26,529.36				
Clay-Roane PSD 97 Water Reserve	04/04/97				2,216.89				
Clay County PSD 05-A Water Reserve	12/19/05				26,251.57				
Clay County PSD 94-B Water Revenue	10/21/94	6.75%	333,000	258,325	15,766.06	2033	10/04	MBC - BNY	JK
Clay County PSD 94-B Water Reserve	10/21/94				24,528.97				
Clover PSD 01 Water Reserve	03/07/01				10,717.75				
Clover PSD 12 Water Reserve	02/24/12				5,226.84				
Claywood Park PSD 01 Sewer Revenue	01/04/01	0.000% - +0.5%AF	1,800,000	1,005,000	5,364.04	2032	36/91	MBC - DEP	BRM
Claywood Park PSD 01 Sewer Reserve	01/04/01				59,999.56				
Claywood Park PSD 08-A Sewer Revenue	10/27/08	0.000% - +0.5%AF	5,500,000	5,207,514	6,750.36	2041	36/91	MBC - DEP	S&J
Claywood Park PSD 08-A Sewer Reserve	10/27/08				29,761.16				
Claywood Park PSD 08-B Sewer Revenue	10/27/08	0.00%	1,500,000	1,303,920	3,256.74	2048	36/91	MBC - UNB	S&J

ACCOUNT NAME	ISSUE DATE	INTEREST RATE	ORIGINAL ISSUE	OUTSTANDING (06/30/15)	ACCT - BAL (06/30/15)	LAST DEBT	DEBT MONTH	PAYING AGENT	BOND I COUNSEL
Claywood Park PSD 08-B Sewer Reserve	10/27/08				19,934.58				
Claywood Park PSD 09-A Sewer Revenue	06/18/09	0.000% - +.25%AF	1,027,500	906,630	2,337.14	2049	36/91	MBC - DEP	S&J
Claywood Park PSD 09-A Sewer Reserve	06/18/09				12,617.53				
Claywood Park PSD 09-C Sewer Revenue	06/18/09	0.00%	100,000	88,228	216.99	2049	36/91	MBC - UNB	S&J
Claywood Park PSD 09-C Sewer Reserve	06/18/09				1,221.05				
Claywood Park PSD 15-B Sewer Revenue	02/11/15	0.00%	#3,040,000	957,344	0.00	2054	36/91	MBC - UNB	BRM
Claywood Park PSD 15-B Sewer Reserve	02/11/15				0.00				
Claywood Park PSD 89-A Sewer Revenue	10/10/89	8.40%	2,801,862	2,054,675	98,196.85	2029	10/04	MBC - BNY	JK
Claywood Park PSD 89-A Sewer Reserve	10/10/89				245,950.89				
Claywood Park PSD 89-B Sewer Revenue	10/10/89	0.00%	415,340	159,746	8,001.69	2029	10/	MBC - BNY2	JK
Claywood Park PSD 89-B Sewer Reserve	10/10/89				10,652.36				
Claywood Park PSD 03 Water Ref Revenue	06/01/03	3.500% - 5.500%	975,000	590,000	15,421.34	2032	06/12	MBC - DTC	BRM
Claywood Park PSD 03 Water Ref Reserve	06/01/03				74,495.35				
Claywood Park PSD 06-A Water Ref Reserve	06/28/06				160,143.44				
Claywood Park PSD 06-B Water Ref Reserve	06/28/06				32,785.26				
Claywood Park PSD 06-C Water Ref Reserve	06/28/06				98,314.47				
Claywood Park PSD 08-A Water Ref Reserve	05/08/08				81,133.33				
Claywood Park PSD 11-A Water Reserve	04/15/11				26,657.22				
Coons Run PSD 10-A Water Revenue	01/27/10	0.00%	1,200,000	1,030,000	6,256.04	2041	36/91	MBC - BPH	S&J
Coons Run PSD 10-A Water Reserve	01/27/10				20,080.89				
Cool Ridge-Flat Top PSD 07-A Water Res	03/01/07				17,670.65				
Cool Ridge-Flat Top PSD 07-B Water Res	03/01/07				29,059.55				
Cowen PSD 04-A Water & Sewer Revenue	12/29/04	0.000% - +1.0%AF	400,000	280,000	4,109.26	2036	36/91	MBC - BPH	S&J
Cowen PSD 04-A Water & Sewer Reserve	12/29/04				13,891.57				
Cowen PSD 04-B Water & Sewer Revenue	12/29/04	2.000% - +1.0%AF	800,000	479,111	12,970.46	2026	36/91	MBC - BPH	S&J
Cowen PSD 04-B Water & Sewer Reserve	12/29/04				50,664.41				
Cowen PSD 13-A Water & Sewer Reserve	03/01/13				1,170.33				

ACCOUNT NAME	ISSUE DATE	INTEREST RATE	ORIGINAL ISSUE	OUTSTANDING (06/30/15)	ACCT - BAL (06/30/15)	LAST DEBT	DEBT MONTH	PAYING AGENT	BOND I COUNSEL
Cowen PSD 13-B Water & Sewer Revenue	06/25/13	0.500% - +0.5%AF	#210,000	198,050	5,505.48	2044	36/91	MBC - BPH	JK
Cowen PSD 13-B Water & Sewer Reserve	06/25/13				7,542.94				
Cottageville PSD 99 Sewer Revenue	02/24/99	2.000% - +1.0%AF	429,090	129,689	2,894.22	2020	36/91	MBC - DEP	G&G
Cottageville PSD 99 Sewer Reserve	02/24/99				26,092.66				
Cottageville PSD 09 Water Reserve	04/03/09				9,286.11				
Cottageville PSD 80 Water Dep	03/21/89				10,745.95				
Cottageville PSD 80 Water Res	10/21/80				5,997.15				
Cottageville PSD 83 Water Dep	03/15/90				18,598.75				
Cottageville PSD 83 Water Res	10/25/83				15,373.67				
Cottageville PSD 90-A Water Dep	10/25/83				24,753.70				
Cottageville PSD 90-A Water Res	03/15/90				33,279.51				
Cottageville PSD 90-B Water Dep	10/21/80				3,764.40				
Cottageville PSD 90-B Water Res	03/21/89				5,560.48				
Crab Orchard-MacArthur PSD 01A Sewer Rev	10/03/01	0.000% - +0.5%AF	6,818,600	4,034,322	24,376.05	2033	36/91	MBC - DEP	S&J
Crab Orchard-MacArthur PSD 01A Sewer Res	10/03/01				227,428.36				
Crab Orchard-MacArthur PSD 06A Sewer Rev	09/06/06	0.000% - +.5%AF	1,314,606	996,905	3,963.30	2038	36/91	MBC - DEP	S&J
Crab Orchard-MacArthur PSD 06A Sewer Res	09/06/06				43,875.09				
Crab Orchard-MacArthur PSD 06B Sewer Rev	09/06/06	0.00%	5,852,000	4,781,028	12,755.46	2046	36/91	MBC - UNB	S&J
Crab Orchard-MacArthur PSD 06B Sewer Res	09/06/06				148,981.91				
Crab Orchard-MacArthur PSD 08A Sewer Rev	03/27/08	0.000% - 3.910%	3,712,815	2,490,986	24,660.86	2025	99/99	MBC-BBT:BH	BRM
Crab Orchard-MacArthur PSD 08A Sewer Res	03/27/08				293,440.71				
Crab Orchard-MacArthur PSD 08B Sewer Rev	08/05/08	0.00%	275,000	237,242	598.97	2048	36/91	MBC - UNB	S&J
Crab Orchard-MacArthur PSD 08B Sewer Res	08/05/08				7,194.23				
Crab Orchard-MacArthur PSD 08C Sewer Rev	12/04/08	0.000% - +.5AF%	201,487	154,237	827.29	2032	36/91	MBC - DEP	S&J
Crab Orchard-MacArthur PSD 08C Sewer Res	12/04/08				6,140.63				
Crab Orchard-MacArthur PSD 11A Sewer Rev	07/22/11	0.000% - +.5%AF	4,513,128	4,137,028	13,498.26	2042	36/91	MBC - DEP	S&J
Crab Orchard-MacArthur PSD 11A Sewer Res	07/22/11				122,667.14				

ACCOUNT NAME	ISSUE DATE	INTEREST RATE	ORIGINAL ISSUE	OUTSTANDING (06/30/15)	ACCT - BAL (06/30/15)	LAST DEBT	DEBT MONTH	PAYING AGENT	BOND I COUNSEL
Crab Orchard-MacArthur PSD 86B Sewer Rev	05/29/86	0.00%	161,688	45,604	3,838.85	2025	10/	MBC - BNY2	S&J
Crab Orchard-MacArthur PSD 86B Sewer Res	05/29/86				4,152.43				
Crab Orchard-MacArthur PSD 97A Sewer Rev	06/05/97	0.000% - +1.0%AF	250,000	43,750	1,714.65	2018	36/91	MBC - DEP	BRM
Crab Orchard-MacArthur PSD 97A Sewer Res	06/05/97				12,518.46				
Crab Orchard-MacArthur PSD 97B Sewer Rev	06/05/97	0.00%	1,774,300	1,009,515	6,117.87	2037	36/91	MBC - UNB	BRM
Crab Orchard-MacArthur PSD 97B Sewer Res	06/05/97				45,908.42				
Crab Orchard-MacArthur PSD 99 Sewer Rev	12/16/99	2.000% - +1.0%AF	478,630	164,114	3,256.07	2021	36/91	MBC - DEP	S&J
Crab Orchard-MacArthur PSD 99 Sewer Res	12/16/99				29,110.06				
Craigsville PSD 05-A Sewer Revenue	07/11/05	0.00%	1,272,440	997,992	2,751.86	2045	36/91	MBC - UNB	S&J
Craigsville PSD 05-A Sewer Reserve	07/11/05				13,275.99				
Craigsville PSD 86-A Sewer Revenue	02/18/86	9.75%	650,000	426,733	27,910.23	2025	10/04	MBC - BNY	S&J
Craigsville PSD 86-A Sewer Reserve	02/18/86				36,741.22				
Craigsville PSD 98-A Water Revenue	01/06/98	0.00%	1,361,000	785,192	12,594.87	2037	36/91	MBC - UNB	S&J
Craigsville PSD 98-A Water Reserve	01/06/98				34,902.39				
Crum PSD 02-A Water Reserve	05/09/02				49,575.61				
Crum PSD 10-A Water Reserve	03/15/10				26,662.54				
Crum PSD 10-B Water Reserve	03/15/10				15,066.66				
Crum PSD 12-A Water Reserve	02/28/12				10,370.13				
Crum PSD 93 Water Reserve	09/08/93				8,844.36				
Culloden PSD 03-A Sewer Revenue	07/31/03	0.000% - +0.5%AF	689,000	485,302	3,353.40	2043	36/91	MBC - DEP	S&J
Culloden PSD 03-A Sewer Reserve	07/31/03				18,374.56				
Culloden PSD 03-C Sewer Ref Revenue	07/31/03	5.00%	84,000	37,573	5,662.32	2020	10/04	MBC - BBT	S&J
Culloden PSD 03-C Sewer Ref Reserve	07/31/03				7,415.69				
Culloden PSD 04-A Sewer Revenue	12/29/04	0.000% - +0.5%AF	1,100,000	837,419	5,355.93	2044	36/91	MBC - DEP	S&J
Culloden PSD 04-A Sewer Reserve	12/29/04				28,402.86				
Danese PSD 02-A Water Depreciation	08/22/02				2,312.18				
Danese PSD 02-A Water Reserve	08/22/02				23,235.18				

ACCOUNT NAME	ISSUE DATE	INTEREST RATE	ORIGINAL ISSUE	OUTSTANDING (06/30/15)	ACCT - BAL (06/30/15)	LAST DEBT	DEBT MONTH	PAYING AGENT	BOND I COUNSEL
Danese PSD 09-A Water Reserve	09/24/09				27,039.78				
Delbarton 11-A Sewer Revenue	11/03/11	0.000% - +0.5%AF	3,131,150	3,006,728	7,512.28	2051	36/91	MBC - DEP	JK
Delbarton 11-A Sewer Reserve	11/03/11				13,136.19				
Delbarton 01-A Water Revenue	07/18/01	0.000% - +1.0%AF	258,000	146,200	9,078.97	2032	36/91	MBC - BPH	S&J
Delbarton 01-A Water Reserve	07/18/01				8,859.97				
Doddridge County Schools 15 Ref GO	06/24/15	1.350% - 2.000%	3,085,441	3,050,000	0.00	2019	05/11	MBC - DTC	BRM
Doddridge County Schools 15 Ref Spec Sur	06/24/15				402,900.00				
Dunbar 14-A Sewer Revenue	01/09/14	0.500% - +0.5%AF	#11,369,412	10,067,131	0.00	2035	36/91	MBC - DEP	S&J
Dunbar 14-A Sewer Reserve	01/09/14				0.00				
Dunbar 99 Sewer Revenue	08/24/99	0.000% - +0.5%AF	16,152,148	7,299,523	55,209.75	2027	36/91	MBC - DEP	JTP
Dunbar 99 Sewer Reserve	08/24/99				621,888.68				
East Bank 87 Water Reserve	09/09/87				10,005.63				
East View PSD 86-A Sewer Revenue	06/13/86	9.75%	340,000	223,755	14,613.35	2025	10/04	MBC - BNY	S&J
East View PSD 86-A Sewer Reserve	06/13/86				34,055.19				
Eastern Wyoming PSD 01-A Water Revenue	10/16/01	0.000% - +1.0%AF	360,000	198,000	1,134.57	2031	36/91	MBC - BPH	STB
Eastern Wyoming PSD 01-A Water Reserve	10/16/01				11,999.80				
Eastern Wyoming PSD 04-A Water Revenue	08/24/04	0.000% - +1.0%AF	570,000	389,500	1,791.86	2035	36/91	MBC - BPH	STB
Eastern Wyoming PSD 04-A Water Reserve	08/24/04				18,215.26				
Eastern Wyoming PSD 06-A Water Revenue	01/12/06	0.000% - +1.0%AF	2,570,000	1,906,073	8,180.21	2037	36/91	MBC - BPH	STB
Eastern Wyoming PSD 06-A Water Reserve	01/12/06				67,129.42				
Eastern Wyoming PSD 09-A Water Revenue	10/16/09	0.00%	1,000,000	889,602	2,154.69	2049	36/91	MBC - UNB	STB
Eastern Wyoming PSD 09-A Water Reserve	10/16/09				11,260.26				
Eastern Wyoming PSD 14-A Water Revenue	03/25/14	0.00%	#250,000	245,251	529.25	2054	36/91	MBC - UNB	JK
Eastern Wyoming PSD 14-A Water Reserve	03/25/14				527.77				
Eastern Wyoming PSD 15-A Water Revenue	04/16/15	1.00%	#315,000	160,616	0.00	2055	36/91	MBC - UNB	JK
Eastern Wyoming PSD 15-A Water Reserve	04/16/15				0.00				
Enlarged Hepzibah PSD 05-A Sewer Reserve	07/25/05				10,128.38				

ACCOUNT NAME	ISSUE DATE	INTEREST RATE	ORIGINAL ISSUE	OUTSTANDING (06/30/15)	ACCT - BAL (06/30/15)	LAST DEBT	DEBT MONTH	PAYING AGENT	BOND I COUNSEL
Enlarged Hepzibah W PSD 03-A Sewer Rev	09/23/03	0.000% - +0.5%AF	1,900,000	1,250,807	2,757.85	2035	36/91	MBC - DEP	S&J
Enlarged Hepzibah W PSD 03-A Sewer Res	09/23/03				63,332.35				
Elizabeth 14-A Sewer Revenue	04/03/14	0.000% - +0.5%AF	#2,471,733	2,056,876	0.00	2052	36/91	MBC - DEP	G&G
Elizabeth 14-A Sewer Reserve	04/03/14				0.00				
Elizabeth 82-A Sewer R&R	09/13/82				1,258.36				
Elizabeth 82-B Sewer Revenue	09/13/82	0.00%	87,894	11,878	1,782.90	2019	10/	MBC - BNY2	S&J
Elizabeth 99 Sewer Revenue	08/31/99	0.000% - +1.0%AF	108,000	29,700	566.84	2020	36/91	MBC - DEP	G&G
Elizabeth 99 Sewer Reserve	08/31/99				5,402.11				
Elizabeth 02 Water Reserve	02/06/02				15,031.35				
Elizabeth 08 Water Reserve	02/08/08				24,792.18				
Elizabeth 82 Water Depreciation	06/09/82				65,254.01				
Elizabeth 82 Water Reserve	06/09/82				32,002.07				
Elkins 04-A Sewer Refunding Revenue	06/18/04	4.25%	1,022,000	322,512	7,748.27	2019	99/99	MBC-DAVISTR:BH	S&J
Elkins 04-A Sewer Refunding Reserve	06/18/04				93,189.78				
Elkins 06-A Sewer Refunding Revenue	12/12/06	2.000% - +1.0%AF	8,576,641	6,050,868	46,527.93	2028	36/91	MBC - DEP	S&J
Elkins 06-A Sewer Refunding Reserve	12/12/06				522,074.22				
Elkins 09-A Sewer Revenue	06/18/09	0.000% - +1.0%AF	#883,280	742,911	2,813.85	2040	36/91	MBC - DEP	S&J
Elkins 09-A Sewer Reserve	06/18/09				29,444.39				
Elkins 15-A Sewer Refunding Revenue	04/15/15	1.00%	#2,793,855	341,651	0.00	2055	36/91	MBC - UNB	S&J
Elkins 15-A Sewer Refunding Reserve	04/15/15				0.00				
Elkins 86-B Sewer Revenue	04/28/86	0.00%	517,001	142,175	21,359.94	2025	10/	MBC - BNY2	JK
Elkins 86-B Sewer Reserve	04/28/86				12,930.54				
Elkins 96-A Sewer Revenue	08/22/96	2.000% - +1.0%AF	300,000	35,666	1,654.06	2017	36/91	MBC - DEP	S&J
Elkins 96-A Sewer Reserve	08/22/96				18,236.32				
Ellenboro-Lamberton PSD 15-A W & S Res	02/12/15				0.00				
Elkins Road PSD 04-A Water Reserve	12/20/04				23,427.58				
Elkins Road PSD 04-B Water Revenue	12/20/04	0.00%	1,509,788	1,164,412	3,299.41	2044	36/91	MBC - UNB	S&J

ACCOUNT NAME	ISSUE DATE	INTEREST RATE	ORIGINAL ISSUE	OUTSTANDING (06/30/15)	ACCT - BAL (06/30/15)	LAST DEBT	DEBT MONTH	PAYING AGENT	BOND I COUNSEL
Elkins Road PSD 04-B Water Reserve	12/20/04				34,869.90				
Elkins Road PSD 98-A Water Revenue	09/10/98	0.00%	2,032,000	1,219,200	8,772.79	2038	36/91	MBC - UNB	S&J
Elkins Road PSD 98-A Water Reserve	09/10/98				52,448.34				
Elk Valley (Big Sandy) PSD 90-A S Rev	07/12/90	8.10%	1,388,390	1,009,050	57,182.86	2029	10/04	MBC - BNY	S&J
Elk Valley (Big Sandy) PSD 90-A S Res	07/12/90				118,616.83				
Elk Valley (Big Sandy) PSD 90-B S Rev	07/12/90	0.00%	62,701	24,750	2,526.51	2029	10/	MBC - BNY2	S&J
Elk Valley (Big Sandy) PSD 90-B S Res	07/12/90				2,670.31				
Elk Valley (Elk-Pinch) PSD 87A Sewer Rev	08/20/87	8.38%	5,227,400	3,396,791	234,973.45	2026	10/04	MBC - BNY	LFG
Elk Valley (Elk-Pinch) PSD 87A Sewer Res	08/20/87				459,655.02				
Elk Valley (Elk-Pinch) PSD 87B Sewer Rev	08/20/87	0.00%	1,282,163	404,894	28,217.64	2026	10/	MBC - BNY2	LFG
Elk Valley (Elk-Pinch) PSD 87B Sewer Res	08/20/87				33,742.21				
Elk Valley PSD 08-A Sewer Revenue	08/12/08	0.000% - +0.5%AF	18,061,117	15,652,957	9,579.83	2041	36/91	MBC - DEP	G&G
Elk Valley PSD 08-A Sewer Reserve	08/12/08				243,238.89				
Elk Valley PSD 14-A Sewer Revenue	03/13/14	0.500% - +0.5%AF	1,416,459	1,405,511	4,561.52	2045	36/91	MBC - DEP	G&G
Elk Valley PSD 14-A Sewer Reserve	03/13/14				1,695.92				
Fairmont 03-A Sewer Revenue	06/26/03	0.000% - +0.5%AF	#485,543	311,542	5,146.24	2034	36/91	MBC - DEP	S&J
Fairmont 03-A Sewer Reserve	06/26/03				16,190.64				
Fairmont 07-A Sewer Revenue	10/11/07	2.000% - +1.0%AF	5,577,760	4,067,167	48,137.16	2029	36/91	MBC - DEP	S&J
Fairmont 07-A Sewer Reserve	10/11/07				217,350.32				
Fairmont 08-A Water Revenue	06/26/08	0.000% - +1.0%AF	2,750,000	2,222,909	8,795.19	2039	36/91	MBC - BPH	S&J
Fairmont 08-A Water Reserve	06/26/08				91,683.82				
Fairmont 10-A Water Revenue	01/21/10	0.00%	4,447,618	3,928,722	12,356.63	2041	36/91	MBC - BPH	S&J
Fairmont 10-A Water Reserve	01/21/10				148,280.84				
Fairmont 10-C Water Revenue	01/21/10	5.00%	2,000,000	1,809,321	84,287.29	2031	10/04	MBC - BBT	S&J
Fairmont 10-C Water Reserve	01/21/10				160,497.44				
Fairmont 10-D Water Revenue	01/21/10	0.00%	#1,250,104	1,105,159	2,743.05	2049	36/91	MBC - UNB	S&J
Fairmont 10-D Water Reserve	01/21/10				11,796.97				

ACCOUNT NAME	ISSUE DATE	INTEREST RATE	ORIGINAL ISSUE	OUTSTANDING (06/30/15)	ACCT - BAL (06/30/15)	LAST DEBT	DEBT MONTH	PAYING AGENT	BOND I COUNSEL
Fairmont 12-D Water Refunding Revenue	10/24/12	2.000% - 4.000%	25,555,000	23,245,000	1,757,546.69	2029	09/01	MBC - DTC	S&J
Fairmont 12-D Water Refunding Reserve	10/24/12				2,241,054.39				
Fairmont 13-A Water Revenue	02/01/13	0.500% - +0.5%AF	3,780,000	3,644,962	17,844.97	2034	36/91	MBC - BPH	S&J
Fairmont 13-A Water Reserve	02/01/13				16,562.54				
Fairmont 13-B Water Revenue	02/01/13	2.00%	#1,000,000	709,415	10,113.05	2044	36/91	MBC - UNB	S&J
Fairmont 13-B Water Reserve	02/01/13				3,701.17				
Fairmont 99 Water Revenue	01/01/99	4.500% - 5.250%	19,945,000	3,000,000	79,038.46	2022	07/01	MBC - DTC	I S&J
Fairmont 99 Water Reserve	01/01/99				300,020.67				
Fairview 12-A Water Revenue	05/24/12	0.00%	1,100,000	1,056,860	2,395.72	2052	36/91	MBC - UNB	S&J
Fairview 12-A Water Reserve	05/24/12				28,765.51				
Falling Spring 09-A Water Reserve	07/27/09				5,412.32				
Farmington 07-A Sewer Revenue	11/14/07	0.00%	320,000	264,596	2,039.65	2047	36/91	MBC - UNB	S&J
Farmington 07-A Sewer Reserve	11/14/07				8,221.49				
Fenwick Mountain PSD 14-A Water Revenue	09/18/14	0.500% - +0.5%AF	#1,059,000	801,622	0.00	2045	36/91	MBC - BPH	S&J
Fenwick Mountain PSD 14-A Water Reserve	09/18/14				0.00				
Flatwoods-Canoe Run PSD 11-A Sewer Rev	06/24/11	0.000% - +0.5%AF	8,033,000	7,819,933	20,704.82	2050	36/91	MBC - DEP	S&J
Flatwoods-Canoe Run PSD 11-A Sewer Res	06/24/11				81,609.79				
Flatwoods-Canoe Run PSD 15-A Sewer Rev	05/27/15	3.50%	584,000	584,000	4,092.02	2030	99/99	MBC-FNBRB:BH	S&J
Flatwoods-Canoe Run PSD 15-A Sewer Res	05/27/15				49,105.30				
Flatwoods-Canoe Run PSD 90-A Sewer Rev	11/14/90	8.10%	1,147,938	834,294	46,040.74	2029	10/04	MBC - BNY	S&J
Flatwoods-Canoe Run PSD 90-A Sewer Res	11/14/90		LTR/CREDIT		2.03				
Flatwoods-Canoe Run PSD 90-B Sewer Rev	11/14/90	0.00%	51,842	20,464	1,073.71	2029	10/	MBC - BNY2	S&J
Flatwoods-Canoe Run PSD 90-B Sewer Res	11/14/90				1,366.20				
Flatwoods-Canoe Run PSD 91-A Sewer Rev	11/15/91	7.75%	275,806	206,977	9,212.90	2031	10/04	MBC - BNY	S&J
Flatwoods-Canoe Run PSD 91-A Sewer Res	11/15/91		LTR/CREDIT		2.65				
Flatwoods-Canoe Run PSD 91-B Sewer Rev	11/15/91	0.00%	9,194	4,008	185.71	2031	10/	MBC - BNY2	S&J
Flatwoods-Canoe Run PSD 91-B Sewer Res	11/15/91				235.82				

ACCOUNT NAME	ISSUE DATE	INTEREST RATE	ORIGINAL ISSUE	OUTSTANDING (06/30/15)	ACCT - BAL (06/30/15)	LAST DEBT	DEBT MONTH	PAYING AGENT	BOND I COUNSEL
Flatwoods-Canoe Run PSD 97 Sewer Revenue	02/11/97	0.000% - +1.0%AF	400,000	55,000	4,120.25	2018	36/91	MBC - DEP	S&J
Flatwoods-Canoe Run PSD 97 Sewer Reserve	02/11/97		LTR/CREDIT		0.21				
Flatwoods-Canoe Run PSD 01 W Imp&Ref Rev	10/01/01	4.250% - 5.650%	2,240,000	1,685,000	86,335.31	2031	10/04	MBC - DTC	G&G
Flatwoods-Canoe Run PSD 01 W Imp&Ref Res	10/01/01				158,577.78				
Flatwoods-Canoe Run PSD 05-A Water Rev	12/08/05	0.00%	5,085,825	4,022,123	22,639.40	2045	36/91	MBC - UNB	S&J
Flatwoods-Canoe Run PSD 05-A Water Res	12/08/05				108,872.39				
Flatwoods-Canoe Run PSD 07-A Water Rev	04/24/07	0.00%	1,014,000	830,824	4,455.54	2047	36/91	MBC - UNB	S&J
Flatwoods-Canoe Run PSD 07-A Water Res	04/24/07				22,474.92				
Flatwoods-Canoe Run PSD 09-A Water Rev	08/21/09	5.250% - 6.000%	2,175,000	2,065,000	88,330.59	2039	09/03	MBC - DTC	S&J
Flatwoods-Canoe Run PSD 09-A Water Res	08/21/09				161,774.71				
Flatwoods-Canoe Run PSD 96-A Water Res	06/12/96				13,921.14				
Flatwoods-Canoe Run PSD 96-B Water Res	06/12/96				4,079.04				
Flatwoods-Canoe Run PSD 98-B Water Rev	09/24/98	3.00%	890,000	645,496	6,581.85	2038	36/91	MBC - UNB	S&J
Flatwoods-Canoe Run PSD 98-B Water Res	09/24/98				38,664.46				
Flemington 14-A Sewer Revenue	01/28/14	0.000% - +0.5%AF	#2,325,000	2,041,544	4,394.53	2053	36/91	MBC - DEP	S&J
Flemington 14-A Sewer Reserve	01/28/14				0.00				
Flemington 98-A Sewer Revenue	06/04/98	0.000% - +1.0%AF	160,000	36,000	715.81	2019	36/91	MBC - DEP	S&J
Flemington 98-A Sewer Reserve	06/04/98				7,999.73				
Flemington 98-B Sewer Revenue	06/04/98	0.00%	663,700	392,186	1,432.10	2038	36/91	MBC - UNB	S&J
Flemington 98-B Sewer Reserve	06/04/98				17,239.07				
Follansbee 98-A Sewer Revenue	06/04/98	0.000% - +1.0%AF	8,616,372	2,046,376	81,443.72	2020	36/91	MBC - DEP	S&J
Follansbee 98-A Sewer Reserve	06/04/98				431,584.84				
Follansbee 02-A Water Revenue	08/16/02	5.80%	7,790,000	6,721,868	236,774.09	2039	10/04	MBC - BNY	S&J
Follansbee 02-A Water Reserve	08/16/02				515,914.05				
Fort Gay 99-A Water Revenue	07/19/99	0.000% - +1.0%AF	305,000	149,938	969.09	2030	36/91	MBC - BPH	JK
Fort Gay 99-A Water Reserve	07/19/99				10,167.85				
Fountain PSD 07-A Water Reserve	01/07/07				16,039.84				

ACCOUNT NAME	ISSUE DATE	INTEREST RATE	ORIGINAL ISSUE	OUTSTANDING (06/30/15)	ACCT - BAL (06/30/15)	LAST DEBT	DEBT MONTH	PAYING AGENT	BOND I COUNSEL
Fountain PSD 07-B Water Revenue	01/09/07	0.00%	1,140,000	926,705	4,658.24	2046	36/91	MBC - UNB	S&J
Fountain PSD 07-B Water Reserve	01/09/07				24,597.73				
Fountain PSD 90-A Water Revenue	04/20/90	7.85%	356,633	255,234	14,622.45	2029	10/04	MBC - BNY	S&J
Fountain PSD 90-A Water Reserve	04/20/90				29,548.90				
Fountain PSD 90-B Water Revenue	04/20/90	0.00%	16,642	6,401	537.57	2029	10/	MBC - BNY2	S&J
Fountain PSD 90-B Water Reserve	04/20/90				429.39				
Franklin 03 Sewer Revenue	02/11/03	0.000% - +0.5%AF	1,332,645	843,981	7,599.08	2034	36/91	MBC - DEP	S&J
Franklin 03 Sewer Reserve	02/11/03				44,433.43				
Franklin 03-A Water Revenue	12/17/03	0.000% - +1.0%AF	2,528,623	1,643,605	16,258.65	2034	36/91	MBC - BPH	S&J
Franklin 03-A Water Reserve	12/17/03				84,305.03				
Franklin 94 Water Revenue	05/27/94	6.75%	309,000	238,333	10,714.61	2033	10/04	MBC - BNY	S&J
Franklin 94 Water Reserve	05/27/94				22,630.11				
Frankfort PSD 00-A Sewer Revenue	06/22/00	0.000% - +0.5%AF	500,000	279,149	2,557.74	2032	36/91	MBC - DEP	S&J
Frankfort PSD 00-A Sewer Reserve	06/22/00				16,680.04				
Frankfort PSD 00-B Sewer Revenue	06/22/00	0.00%	1,572,459	1,027,725	6,704.91	2040	36/91	MBC - UNB	S&J
Frankfort PSD 00-B Sewer Reserve	06/22/00				41,118.58				
Frankfort PSD 10-A Sewer Revenue	03/18/10	0.00%	#7,249,751	437,200	15,903.88	2018	36/91	MBC - UNB	S&J
Frankfort PSD 10-A Sewer Reserve	03/18/10				63,991.65				
Frankfort PSD 15-A Sewer Revenue	01/16/15	+0.5%AF	#17,350,000	2,221,927	0.00	2054	36/91	MBC - DEP	S&J
Frankfort PSD 15-A Sewer Reserve	01/16/15				0.00				
Frankfort PSD 15-B Sewer Revenue	01/16/15	1.00%	#7,911,125	1,243,362	0.00	2054	36/91	MBC - UNB	S&J
Frankfort PSD 15-B Sewer Reserve	01/16/15				0.00				
Frankfort PSD 08-A Water Revenue	05/06/08	0.00%	400,000	331,636	823.89	2048	36/91	MBC - UNB	S&J
Frankfort PSD 08-A Water Reserve	05/06/08				6,924.18				
Frankfort PSD 10-A Water Revenue	12/22/10	0.00%	#3,240,000	2,879,850	6,944.99	2050	36/91	MBC - UNB	S&J
Frankfort PSD 10-A Water Reserve	12/22/10				25,961.06				
Grant County Memorial Hosp 98-A Ref GO	05/01/98	3.850% - 5.300%	1,780,000	420,000	150,851.21	2019	04/10	WESBK-WHEEL	I JK

ACCOUNT NAME	ISSUE DATE	INTEREST RATE	ORIGINAL ISSUE	OUTSTANDING (06/30/15)	ACCT - BAL (06/30/15)	LAST DEBT	DEBT MONTH	PAYING AGENT	BOND I COUNSEL
Gary 00-A Water Revenue	08/01/00	0.000% - +0.5%AF	1,786,911	967,906	11,291.28	2031	36/91	MBC - BPH	JK
Gary 00-A Water Reserve	08/01/00				67,131.04				
Gap Mills PSD 07-A Water Reserve	05/21/07				11,764.92				
Gap Mills PSD 07-B Water Reserve	05/21/07				2,682.06				
Gauley River PSD 05-A Water Reserve	11/02/05				67,187.97				
Gauley River PSD 07-A Water Revenue	11/13/07	0.00%	354,818	289,684	1,480.56	2047	36/91	MBC - UNB	JK
Gauley River PSD 07-A Water Reserve	11/13/07				6,686.31				
Gauley River PSD 10-A Water Reserve	03/25/10				36,744.53				
Gauley River PSD 12-A Water Reserve	03/07/12				10,830.72				
Gauley River PSD 14-A Water Reserve	10/10/14				0.00				
Gauley River PSD 86-A Water Revenue	05/09/86	9.75%	123,230	81,315	7,379.10	2025	10/04	MBC - BNY	JK
Gauley River PSD 86-A Water Reserve	05/09/86				12,377.59				
Gauley River PSD 86-B Water Revenue	05/09/86	0.00%	61,350	17,759	3,037.20	2025	10/	MBC - BNY2	JK
Gauley River PSD 86-B Water Reserve	05/09/86				3,357.03				
Greenbrier County Schools 02 GO Sur Col	05/01/02				0.00				
Greenbrier County Schools 09 GO	03/26/09	3.250% - 5.000%	37,745,000	26,150,000	2,271.49	2024	05/11	MBC - DTC	I BRM
Greenbrier County Schools 09 GO Sur Col	03/26/09				1,217,001.24				
Greenbrier County Schools 12 Ref GO	06/05/12	2.000% - 3.000%	3,330,000	1,415,000	48,735.25	2017	05/11	MBC - DTC	BRM
Greenbrier PSD #1 06-A Sewer R & R	11/15/06				80,030.58				
Greenbrier PSD #1 06-A Sewer Ref Revenue	11/15/06	3.800% - 4.200%	3,185,000	1,450,000	280,468.37	2019	10/04	MBC - DTC	I S&J
Greenbrier PSD #1 06-A Sewer Ref Reserve	11/15/06				330,972.85				
Greenbrier PSD #1 13-A Sewer Revenue	10/18/13	3.00%	#270,156	266,776	5,218.54	2033	14/71	MBC - BBT	JK
Greenbrier PSD #1 13-A Sewer Reserve	10/18/13				0.00				
Greenbrier PSD #1 83-B Sewer Revenue	06/23/83	0.00%	910,000	122,973	20,480.15	2019	10/	MBC - BNY2	S&J
Greenbrier County PSD #2 97-A Sewer Rev	12/11/97	0.000% - +1.0%AF	235,000	41,125	4,289.90	2018	36/91	MBC - DEP	S&J
Greenbrier County PSD #2 97-A Sewer Res	12/11/97				13,254.35				
Greenbrier County PSD #2 97-B Sewer Rev	12/11/97	0.00%	755,000	432,802	6,387.27	2037	36/91	MBC - UNB	S&J

ACCOUNT NAME	ISSUE DATE	INTEREST RATE	ORIGINAL ISSUE	OUTSTANDING (06/30/15)	ACCT - BAL (06/30/15)	LAST DEBT	DEBT MONTH	PAYING AGENT	BOND I COUNSEL
Greenbrier County PSD #2 97-B Sewer Res	12/11/97				22,386.87				
Greater Harrison Cty PSD 03-A Sewer Rev	06/26/03	0.000% - +0.5%AF	1,981,165	1,440,835	4,690.25	2043	36/91	MBC - DEP	S&J
Greater Harrison Cty PSD 03-A Sewer Res	06/26/03				51,459.52				
Greater Harrison Cty PSD 03-B Sewer Rev	06/26/03	0.00%	4,130,000	3,003,636	8,914.57	2043	36/91	MBC - UNB	S&J
Greater Harrison Cty PSD 03-B Sewer Res	06/26/03				107,272.66				
Greater Harrison Cty PSD 08-A Sewer Rev	10/27/08	0.00%	943,500	804,384	2,025.08	2048	36/91	MBC - UNB	S&J
Greater Harrison Cty PSD 08-A Sewer Res	10/27/08				14,315.61				
Greater Harrison Cty PSD 10-A Sewer Rev	06/24/10	3.000% - 5.000%	878,500	791,379	18,470.25	2030	14/71	MBC - BBT	S&J
Greater Harrison Cty PSD 10-A Sewer Res	06/24/10				22,717.96				
Gtr Harrison Cty (Grant Un)PSD 86A S Rev	11/06/86	8.38%	1,758,771	1,142,858	68,185.54	2026	10/04	MBC - BNY	S&J
Gtr Harrison Cty (Grant Un)PSD 86A S Res	11/06/86				154,672.59				
Gtr Harrison Cty (Grant Un)PSD 86B S Rev	11/06/86	0.00%	431,387	136,227	8,529.68	2026	10/	MBC - BNY2	S&J
Gtr Harrison Cty (Grant Un)PSD 86B S Res	11/06/86				11,356.67				
Gtr Harrison Cty (Grant Un)PSD 90A S Rev	04/06/90	7.85%	285,908	204,617	9,745.01	2029	10/04	MBC - BNY	S&J
Gtr Harrison Cty (Grant Un)PSD 90A S Res	04/06/90				23,691.46				
Gtr Harrison Cty (Grant Un)PSD 90B S Rev	04/06/90	0.00%	13,342	5,132	256.81	2029	10/	MBC - BNY2	S&J
Gtr Harrison Cty (Grant Un)PSD 90B S Res	04/06/90				342.05				
Greater Harrison Cty PSD 04-A Water Rev	07/27/04	0.00%	703,000	529,532	1,700.54	2044	36/91	MBC - UNB	S&J
Greater Harrison Cty PSD 04-A Water Res	07/27/04				17,890.61				
Greater Harrison Cty PSD 06-A Water Rev	03/29/06	0.00%	1,250,000	991,920	2,690.18	2046	36/91	MBC - UNB	S&J
Greater Harrison Cty PSD 06-A Water Res	03/29/06				26,210.79				
Greater Harrison Cty PSD 09-A Water Rev	03/16/09	0.00%	#1,500,000	1,306,440	3,229.79	2049	36/91	MBC - UNB	S&J
Greater Harrison Cty PSD 09-A Water Res	03/16/09				38,738.02				
Greater Harrison Cty PSD 14-A Water Res	12/05/14				0.00				
Gilbert 98-A Sewer Revenue	09/29/98	0.000% - +1.0%AF	1,250,000	296,875	25,573.85	2020	36/91	MBC - DEP	JK
Gilbert 98-A Sewer Reserve	09/29/98				69,787.56				
Gilbert 98-B Sewer Revenue	09/29/98	1.00%	1,250,000	1,250,000	0.00	2038	36/91	MBC - UNB	JK

ACCOUNT NAME	ISSUE DATE	INTEREST RATE	ORIGINAL ISSUE	OUTSTANDING (06/30/15)	ACCT - BAL (06/30/15)	LAST DEBT	DEBT MONTH	PAYING AGENT	BOND I COUNSEL
Gilbert 98-B Sewer Reserve	09/29/98				0.00				
Gilbert 09-A Water Reserve	08/03/09				13,995.32				
Gilbert 12-A Water Reserve	07/27/12				2,543.16				
Gilbert 12-B Water Reserve	07/27/12				5,098.33				
Gilbert 12-C Water Revenue	07/27/12	0.00%	#983,500	898,360	2,130.60	2052	36/91	MBC - UNB	JK
Gilbert 12-C Water Reserve	07/27/12				4,045.95				
Gilmer County PSD 05-A Water Revenue	04/19/05	0.00%	1,470,000	1,135,909	3,429.07	2045	36/91	MBC - UNB	S&J
Gilmer County PSD 05-A Water Reserve	04/19/05				34,046.23				
Gilmer County PSD 05-B Water Revenue	04/19/05	0.000% - +1.0%AF	1,639,000	1,160,935	5,287.32	2036	36/91	MBC - BPH	S&J
Gilmer County PSD 05-B Water Reserve	04/19/05				48,717.40				
Gilmer County PSD 08-A Water Revenue	04/16/08	0.00%	1,325,000	1,127,108	2,893.02	2048	36/91	MBC - UNB	S&J
Gilmer County PSD 08-A Water Reserve	04/16/08				34,772.05				
Gilmer County PSD 13-A Water Revenue	05/24/13	0.000% - +1.0%AF	#1,725,000	1,649,976	5,532.18	2044	36/91	MBC - BPH	S&J
Gilmer County PSD 13-A Water Reserve	05/24/13				3,354.50				
Glen Dale 11-A Water Reserve	04/21/11				22,683.25				
Glen Dale 98-A Water Revenue	08/26/98	6.25%	500,000	402,489	13,662.96	2035	10/04	MBC - BNY	S&J
Glen Dale 98-A Water Reserve	08/26/98				34,948.90				
Glen Rogers PSD 06-A Sewer Revenue	06/27/06	0.000% - +0.5%AF	160,000	113,310	949.15	2036	36/91	MBC - DEP	S&J
Glen Rogers PSD 06-A Sewer Reserve	06/27/06				4,776.44				
Glen-White Trap Hill PSD 07-A Water Res	09/26/07				68,766.55				
Glen-White Trap Hill PSD 12-A Water Res	04/13/12				1,092.17				
Glen-White Trap Hill PSD 12-B Water Res	04/13/12				7,328.35				
Glenville 14-A Water & Sewer Revenue	03/20/14	3.00%	#2,900,000	2,879,498	0.00	2035	36/91	MBC - UNB	S&J
Glenville 14-A Water & Sewer Reserve	03/20/14				0.00				
Glenville 98 Water & Sewer Reserve	10/21/98				79,877.83				
Grafton 02 Hospital Ref Revenue	01/03/02	VARIABLE- 5.270%	1,500,000	688,016	30,259.90	2022	14/71	MBC-HUNT NB:BH	S&J
Grafton 02 Hospital Ref Reserve	01/03/02				29,876.91				

ACCOUNT NAME	ISSUE DATE	INTEREST RATE	ORIGINAL ISSUE	OUTSTANDING (06/30/15)	ACCT - BAL (06/30/15)	LAST DEBT	DEBT MONTH	PAYING AGENT	BOND I COUNSEL
Grafton 00 Water & Sewer Sys Design Rev	07/07/00	0.000% - +0.5%AF	718,500	383,172	10,083.28	2031	36/91	MBC - DEP	S&J
Grafton 00 Water & Sewer Sys Design Res	07/07/00				28,066.09				
Grafton 05-A Water & Sewer Revenue	12/19/05	0.000% - +0.5%AF	4,227,582	3,205,912	37,273.45	2038	36/91	MBC - DEP	S&J
Grafton 05-A Water & Sewer Reserve	12/19/05				141,370.74				
Grafton 94 Water & Sewer Revenue	07/27/94	6.75%	2,830,000	2,182,788	114,805.09	2033	10/04	MBC - BNY	S&J
Grafton 94 Water & Sewer Reserve	07/27/94				207,263.72				
Grantsville 09-A Sewer Revenue	11/12/09	0.00%	343,361	305,451	1,443.28	2049	36/91	MBC - DEP	S&J
Grantsville 09-A Sewer Reserve	11/12/09				8,251.99				
Grantsville 15-A Sewer Reserve	05/15/15	0.00%			0.00				
Grantsville 15-B Sewer Reserve	05/15/15				0.00				
Grantsville 11-A Water Reserve	12/27/11	0.00%			10,684.37				
Grantsville 91 Water Depreciation	02/27/91				5,726.79				
Grantsville 91 Water Reserve	02/27/91	0.00%	#1,610,000	1,446,012	4,716.32				
Grant Town 10-A Water Revenue	07/20/10				3,434.15	2050	36/91	MBC - UNB	S&J
Grant Town 10-A Water Reserve	07/20/10				14,987.75				
Grant County PSD 05-A Water Revenue	07/28/05	0.00%	1,833,369	1,419,382	8,067.95	2045	36/91	MBC - UNB	JK
Grant County PSD 05-A Water Reserve	07/28/05				43,114.23				
Grant County PSD 08-A Water Reserve	03/27/08	3.00%	328,300	290,653	13,938.13				
Grant County PSD 11-A Water Revenue	03/22/11				2,050.97	2042	36/91	MBC - UNB	S&J
Grant County PSD 11-A Water Reserve	03/22/11				6,751.90				
Grant County PSD 11-B Water Revenue	03/22/11	1.00%	115,000	104,988	370.04	2042	36/91	MBC - UNB	S&J
Grant County PSD 11-B Water Reserve	03/22/11				1,370.27				
Grandview-Doolin PSD 00-A Water Revenue	05/02/00	0.000% - +1.0%AF	1,483,979	803,794	12,673.14	2031	36/91	MBC - BPH	S&J
Grandview-Doolin PSD 00-A Water Reserve	05/02/00				49,550.96				
Grandview-Doolin PSD 00-B Water Revenue	05/02/00	0.00%	3,305,290	2,124,825	14,040.94	2040	36/91	MBC - UNB	S&J
Grandview-Doolin PSD 00-B Water Reserve	05/02/00				85,996.25				
Grandview-Doolin PSD 14-A Water Revenue	11/20/14	1.00%	#8,000,000	3,910,539	0.00	2054	36/91	MBC - UNB	S&J

ACCOUNT NAME	ISSUE DATE	INTEREST RATE	ORIGINAL ISSUE	OUTSTANDING (06/30/15)	ACCT - BAL (06/30/15)	LAST DEBT	DEBT MONTH	PAYING AGENT	BOND I COUNSEL
Grandview-Doolin PSD 14-A Water Reserve	11/20/14				0.00				
Greater Marion PSD 00 Sewer Revenue	12/11/00	0.000% - +0.5%AF	400,000	216,645	1,248.72	2031	36/91	MBC - DEP	S&J
Greater Marion PSD 00 Sewer Reserve	12/11/00				13,575.00				
Greater Marion PSD 13-A Sewer Revenue	02/01/13	0.000% - +0.5%AF	1,663,080	1,657,816	906.92	2052	36/91	MBC - DEP	S&J
Greater Marion PSD 13-A Sewer Reserve	02/01/13				830.43				
Greater Marion PSD 99-A Sewer Revenue	06/23/99	0.000% - +1.0%AF	400,000	115,000	1,899.24	2021	36/91	MBC - DEP	S&J
Greater Marion PSD 99-A Sewer Reserve	06/23/99				20,661.23				
Greater Marion PSD 99-B Sewer Revenue	06/23/99	0.00%	1,700,000	1,052,888	3,783.65	2039	36/91	MBC - UNB	S&J
Greater Marion PSD 99-B Sewer Reserve	06/23/99				43,934.58				
Greater Paw Paw Sanitary Dist 87-A S Rev	04/07/87	8.38%	1,548,258	1,006,070	48,536.97	2026	10/04	MBC - BNY	S&J
Greater Paw Paw Sanitary Dist 87-A S Res	04/07/87				136,145.46				
Greater Paw Paw Sanitary Dist 87-B S Rev	04/07/87	0.00%	379,753	119,922	6,667.93	2026	10/	MBC - BNY2	S&J
Greater Paw Paw Sanitary Dist 87-B S Res	04/07/87				9,993.97				
Greater Paw Paw Sanitary Dist 92-A S Rev	04/22/92	7.75%	483,871	367,858	12,190.77	2031	10/04	MBC - BNY	S&J
Greater Paw Paw Sanitary Dist 92-A S Res	04/22/92				39,658.84				
Greater Paw Paw Sanitary Dist 92-B S Rev	04/22/92	0.00%	16,129	7,031	257.73	2031	10/	MBC - BNY2	S&J
Greater Paw Paw Sanitary Dist 92-B S Res	04/22/92				413.79				
Greater St Albans PSD 07-A Sewer Revenue	08/28/07	0.000% - +0.5%AF	#1,850,000	1,449,158	5,532.89	2038	36/91	MBC - DEP	S&J
Greater St Albans PSD 07-A Sewer Reserve	08/28/07				61,704.47				
Greater St Albans PSD 10-A Sewer Revenue	01/29/10	0.000% - +1.0%AF	1,276,820	1,159,206	2,937.20	2049	36/91	MBC - DEP	S&J
Greater St Albans PSD 10-A Sewer Reserve	01/29/10				33,624.51				
Greater St Albans PSD 10-C Sewer Revenue	01/29/10	0.00%	5,000,000	4,539,470	10,976.60	2049	36/91	MBC - UNB	S&J
Greater St Albans PSD 10-C Sewer Reserve	01/29/10				131,670.05				
Greater St Albans PSD 90-A Sewer Revenue	08/24/90	8.10%	3,079,067	2,237,796	113,374.48	2029	10/04	MBC - BNY	V&W
Greater St Albans PSD 90-A Sewer Reserve	08/24/90				263,058.10				
Greater St Albans PSD 90-B Sewer Revenue	08/24/90	0.00%	139,054	54,890	3,438.67	2029	10/	MBC - BNY2	V&W
Greater St Albans PSD 90-B Sewer Reserve	08/24/90				3,676.42				

ACCOUNT NAME	ISSUE DATE	INTEREST RATE	ORIGINAL ISSUE	OUTSTANDING (06/30/15)	ACCT - BAL (06/30/15)	LAST DEBT	DEBT MONTH	PAYING AGENT	BOND I COUNSEL
Green Valley Glenwood PSD 02-A Sewer Res	01/04/02				91,715.98				
Green Valley Glenwood PSD 02-B Sewer Res	01/04/02				31,122.49				
Green Valley Glenwood PSD 10-A S Ref Rev	12/29/10	3.63%	1,290,000	961,531	31,696.40	2025	99/99	MBC-BBT:BH	S&J
Green Valley Glenwood PSD 10-A S Ref Res	12/29/10				115,610.54				
Green Valley Glenwood PSD 14-A S Ref Rev	07/23/14	0.500% - +0.5%AF	#890,330	770,872	0.00	2045	36/91	MBC - DEP	S&J
Green Valley Glenwood PSD 14-A S Ref Res	07/23/14				0.00				
Green Valley Glenwood PSD 98-B Sewer Rev	11/25/98	0.00%	317,500	189,255	1,329.19	2038	36/91	MBC - UNB	S&J
Green Valley Glenwood PSD 98-B Sewer Res	11/25/98				9,089.86				
Green Valley Glenwood PSD 05-A Water Res	07/08/05				61,781.53				
Green Valley Glenwood PSD 05-B Water Res	07/08/05				29,340.15				
Hamlin PSD 97 Sewer Revenue	05/07/97	2.000% - +1.0%AF	150,400	22,239	1,924.50	2017	36/91	MBC - DEP	G&G
Hamlin PSD 97 Sewer Reserve	05/07/97				9,146.48				
Hamlin PSD 99 Sewer Revenue	10/28/99	0.000% - +0.5%AF	1,270,883	378,225	12,397.01	2021	36/91	MBC - DEP	G&G
Hamlin PSD 99 Sewer Reserve	10/28/99				76,711.94				
Hammond PSD 02-A Water Revenue	04/16/02	0.00%	472,620	322,104	3,197.43	2042	36/91	MBC - UNB	S&J
Hammond PSD 02-A Water Reserve	04/16/02				12,222.15				
Hammond PSD 79 Water Reserve	10/19/79				36,554.48				
Hammond PSD 94 Water Reserve	09/27/94				76,085.16				
Hamrick PSD 09-A Sewer Revenue	12/04/09	0.000% - +.25%AF	215,781	181,600	623.34	2040	36/91	MBC - DEP	S&J
Hamrick PSD 09-A Sewer Reserve	12/04/09				7,207.90				
Hamrick PSD 97-A Sewer Revenue	02/11/97	0.000% - +1.0%AF	280,159	38,522	4,565.37	2018	36/91	MBC - DEP	S&J
Hamrick PSD 97-A Sewer Reserve	02/11/97				16,007.73				
Hamrick PSD 98-A Sewer Revenue	01/20/98	0.000% - +1.0%AF	200,000	40,000	1,202.35	2019	36/91	MBC - DEP	S&J
Hamrick PSD 98-A Sewer Reserve	01/20/98				10,042.43				
Hamrick PSD 98-B Sewer Revenue	01/20/98	2.00%	1,550,000	1,045,644	7,013.37	2037	36/91	MBC - UNB	S&J
Hamrick PSD 98-B Sewer Reserve	01/20/98				57,876.98				
Hamrick PSD 03-A Water Revenue	03/31/03	0.000% - +1.0%AF	760,000	474,975	2,917.25	2034	36/91	MBC - BPH	S&J

ACCOUNT NAME	ISSUE DATE	INTEREST RATE	ORIGINAL ISSUE	OUTSTANDING (06/30/15)	ACCT - BAL (06/30/15)	LAST DEBT	DEBT MONTH	PAYING AGENT	BOND I COUNSEL
Hamrick PSD 03-A Water Reserve	03/31/03				25,349.08				
Hancock County Schools 11 GO	03/10/11	3.000% - 5.000%	37,000,000	33,695,000	30,347.21	2036	05/11	MBC - DTC	BRM
Hancock County Schools 11 GO Sur Col	03/10/11				953,662.32				
Hancock County PSD 02 Sewer Revenue	08/01/02	0.00%	1,000,000	701,299	4,488.21	2042	36/91	MBC - UNB	S&J
Hancock County PSD 02 Sewer Reserve	08/01/02				33,265.72				
Hancock County PSD 04-A Sewer Revenue	06/08/04	0.000% - +0.5%AF	899,699	664,746	9,824.67	2044	36/91	MBC - DEP	S&J
Hancock County PSD 04-A Sewer Reserve	06/08/04				23,221.32				
Hancock County PSD 08-A Sewer Revenue	08/12/08	0.000% - +0.5%AF	4,569,751	4,510,360	2,250.12	2035	36/91	MBC - DEP	S&J
Hancock County PSD 08-A Sewer Reserve	08/12/08				14,488.64				
Hancock County PSD 08-B Sewer Revenue	08/12/08	0.00%	5,468,620	4,749,060	11,991.83	2048	36/91	MBC - UNB	S&J
Hancock County PSD 08-B Sewer Reserve	08/12/08				144,622.53				
Hancock County PSD 95-A Sewer Revenue	12/07/95	6.75%	289,532	225,995	11,847.69	2033	10/04	MBC - BNY	S&J
Hancock County PSD 95-A Sewer Reserve	12/07/95				21,481.19				
Hancock County PSD 95-B Sewer Revenue	12/07/95	6.25%	1,080,088	858,407	40,792.12	2035	10/04	MBC - BNY	S&J
Hancock County PSD 95-B Sewer Reserve	12/07/95				74,526.09				
Hancock County PSD 95-C Sewer Revenue	12/07/95	0.000% - +1.0%AF	883,974	77,343	13,941.93	2017	36/91	MBC - DEP	S&J
Hancock County PSD 95-C Sewer Reserve	12/07/95				49,113.22				
Hancock County PSD 99 Sewer Revenue	12/02/99	0.000% - +1.0%AF	4,996,347	1,436,442	73,177.13	2021	36/91	MBC - DEP	S&J
Hancock County PSD 99 Sewer Reserve	12/02/99				278,855.14				
Handley 90-A Sewer Revenue	07/27/90	8.10%	155,251	112,833	5,369.48	2029	10/04	MBC - BNY	V&W
Handley 90-A Sewer Reserve	07/27/90				13,265.27				
Handley 90-B Sewer Revenue	07/27/90	0.00%	7,011	2,768	138.54	2029	10/	MBC - BNY2	V&W
Handley 90-B Sewer Reserve	07/27/90				185.35				
Hardy County Schools 12 GO	10/25/12	2.000% - 3.000%	21,545,000	18,795,000	16,031.45	2030	06/12	MBC - DTC	BRM
Hardy County Schools 12 GO Sur Col	10/25/12				725,986.40				
Hardy County PSD 14-A Sewer Revenue	03/07/14	0.00%	#1,271,950	1,247,887	2,742.51	2054	36/91	MBC - UNB	S&J
Hardy County PSD 14-A Sewer Reserve	03/07/14				273.57				

ACCOUNT NAME	ISSUE DATE	INTEREST RATE	ORIGINAL ISSUE	OUTSTANDING (06/30/15)	ACCT - BAL (06/30/15)	LAST DEBT	DEBT MONTH	PAYING AGENT	BOND I COUNSEL
Hardy County PSD 01-A Water Reserve	09/18/01				23,417.26				
Hardy County PSD 02-A Water Revenue	03/19/02	0.00%	1,215,824	839,311	3,004.31	2042	36/91	MBC - UNB	S&J
Hardy County PSD 02-A Water Reserve	03/19/02				31,415.91				
Hardy County PSD 03-A Water Revenue	07/30/03	0.00%	534,200	386,002	1,321.96	2043	36/91	MBC - UNB	S&J
Hardy County PSD 03-A Water Reserve	07/30/03				13,790.88				
Hardy County PSD 08-A Water Reserve	10/14/08				82,135.60				
Hardy County PSD 10-A Water Revenue	09/30/10	0.00%	1,641,250	1,502,696	3,584.64	2050	36/91	MBC - UNB	S&J
Hardy County PSD 10-A Water Reserve	09/30/10				42,712.53				
Harpers Ferry-Bolivar PSD 09-A Sewer Rev	07/21/09	0.000% - +1.0%AF	629,612	487,941	2,881.43	2030	36/91	MBC - DEP	JK
Harpers Ferry-Bolivar PSD 09-A Sewer Res	07/21/09				31,483.66				
Harpers Ferry-Bolivar PSD 80 Sewer Rev	04/22/80	6.000% - 7.200%	485,000	125,000	28,859.74	2018	10/04	MBC - BNY	S&J
Harpers Ferry-Bolivar PSD 80 Sewer Res	04/22/80				39,400.05				
Harpers Ferry 08-A Water Reserve	03/13/08				9,912.31				
Harpers Ferry 86-A Water Revenue	12/19/86	8.38%	611,912	397,623	32,030.31	2026	10/04	MBC - BNY	S&J
Harpers Ferry 86-A Water Reserve	12/19/86				53,830.26				
Harpers Ferry 86-B Water Revenue	12/19/86	0.00%	150,088	47,396	6,298.00	2026	10/	MBC - BNY2	S&J
Harpers Ferry 86-B Water Reserve	12/19/86				11,613.66				
Harman 08-A Sewer Revenue	11/07/08	0.00%	300,000	262,494	631.40	2048	36/91	MBC - UNB	S&J
Harman 08-A Sewer Reserve	11/07/08				3,817.48				
Harrisville 01-A Sewer Revenue	04/11/01	2.000% - +1.0%AF	638,000	244,312	12,818.74	2022	36/91	MBC - DEP	JK
Harrisville 01-A Sewer Reserve	04/11/01				38,797.47				
Harrisville 08-A Sewer Reserve	11/20/08				11,634.65				
Harrisville 13-A Sewer Reserve	12/13/13				0.00				
Harrisville 13-B Sewer Reserve	12/13/13				0.00				
Harrisville 90 Sewer Reserve	04/17/90				36,442.23				
Harrisville 08-A Water Reserve	08/15/08				19,229.21				
Harrisville 08-B Water Reserve	09/18/08				7,309.86				

ACCOUNT NAME	ISSUE DATE	INTEREST RATE	ORIGINAL ISSUE	OUTSTANDING (06/30/15)	ACCT - BAL (06/30/15)	LAST DEBT	DEBT MONTH	PAYING AGENT	BOND I COUNSEL
Harrisville 12-A Water Reserve	02/03/12				2,326.97				
Harrisville 14-A Water Reserve	07/25/14				0.00				
Harrisville 14-B Water Revenue	07/25/14	1.00%	290,000	290,000	0.00	2054	36/91	MBC - UNB	JK
Harrisville 14-B Water Reserve	07/25/14				0.00				
Hillsboro 86-A Sewer Revenue	05/30/86	9.75%	280,400	185,024	15,237.66	2025	10/04	MBC - BNY	LFG
Hillsboro 86-A Sewer Reserve	05/30/86				28,163.40				
Hillsboro 86-B Sewer Revenue	05/30/86	0.00%	139,600	40,410	3,273.16	2025	10/	MBC - BNY2	LFG
Hillsboro 86-B Sewer Reserve	05/30/86				4,147.74				
Hinton 04-A Sewer Revenue	03/30/04	0.00% - +0.5%AF	490,000	361,218	4,715.58	2044	36/91	MBC - DEP	S&J
Hinton 04-A Sewer Reserve	03/30/04				12,572.42				
Hinton 12-A Sewer Revenue	08/29/12	0.000% - +0.5%AF	1,228,000	1,180,153	2,915.34	2052	36/91	MBC - DEP	S&J
Hinton 12-A Sewer Reserve	08/29/12				5,051.85				
Hinton 90-A Sewer Revenue	06/14/90	7.85%	637,262	456,075	29,207.55	2029	10/04	MBC - BNY	S&J
Hinton 90-A Sewer Reserve	06/14/90				52,799.44				
Hinton 90-B Sewer Revenue	06/14/90	0.00%	29,738	11,438	3,369.42	2029	10/	MBC - BNY2	S&J
Hinton 90-B Sewer Reserve	06/14/90				764.93				
Hinton 90-C Sewer Reserve	06/14/90				39,383.75				
Hodgesville PSD 02-A Water Reserve	12/18/02				48,883.89				
Hodgesville PSD 11-A Water Reserve	04/14/11				10,510.08				
Hughes River Water 08-A Water Reserve	12/18/08				10,000.05				
Hughes River Water 08-B Water Reserve	12/18/08				2,909.19				
Huntington 00-A Sewer Revenue	10/24/00	2.000% - +1.0%AF	1,832,399	675,322	10,947.55	2021	36/91	MBC - DEP	S&J
Huntington 00-A Sewer Reserve	10/24/00				113,507.57				
Huntington 07 Sewer Refunding Revenue	12/27/07	3.500% - 4.000%	5,500,000	3,460,000	349,747.21	2023	11/05	MBC - DTC	S&J
Huntington 07 Sewer Refunding Reserve	12/27/07				487,156.71				
Huntington 10-A Sewer Revenue	01/12/10	2.000% - +1.0%AF	4,022,945	3,117,012	44,213.85	2030	36/91	MBC - DEP	S&J
Huntington 10-A Sewer Reserve	01/12/10				208,111.90				

ACCOUNT NAME	ISSUE DATE	INTEREST RATE	ORIGINAL ISSUE	OUTSTANDING (06/30/15)	ACCT - BAL (06/30/15)	LAST DEBT	DEBT MONTH	PAYING AGENT	BOND I COUNSEL
Huntington 10-B Sewer Revenue	11/10/10	2.000% - +1.0%AF	2,622,055	2,235,323	20,898.54	2031	36/91	MBC - DEP	S&J
Huntington 10-B Sewer Reserve	11/10/10				57,152.32				
Huntington 13-A Sewer Revenue	03/28/13	1.99%	1,059,500	428,132	25,787.09	2016	99/99	MBC - PB:BH	S&J
Huntington 13-A Sewer Reserve	03/29/13				105,957.25				
Huntington 15-A Sewer Revenue	03/26/15	2.000% - 3.500%	5,630,000	5,630,000	227,436.39	2035	11/05	MBC - DTC	S&J
Huntington 15-A Sewer Reserve	03/26/15				412,761.87				
Huntington 97 Sewer Revenue	11/25/97	2.000% - +1.0%AF	3,039,895	640,220	17,409.22	2019	36/91	MBC - DEP	S&J
Huntington 97 Sewer Reserve	11/25/97				177,646.01				
Huntington 99 Sewer Revenue	06/22/99	2.000% - +1.0%AF	2,083,550	601,211	12,097.82	2020	36/91	MBC - DEP	S&J
Huntington 99 Sewer Reserve	06/22/99				126,663.23				
Hurricane 05-A Sewer Revenue	08/09/05	3.00%	9,240,515	6,402,183	102,742.71	2027	36/91	MBC - UNB	S&J
Hurricane 05-A Sewer Reserve	08/09/05				472,498.06				
Hurricane 05-B Sewer Revenue	08/09/05	5.00%	1,114,236	765,830	57,716.82	2025	10/04	MBC - BNY	S&J
Hurricane 05-B Sewer Reserve	08/09/05				81,477.82				
Hurricane 05-C Sewer Revenue	08/09/05	5.00%	485,764	333,872	25,162.42	2025	10/04	MBC - BNY	S&J
Hurricane 05-C Sewer Reserve	08/09/05				35,523.55				
Hurricane 89-A Sewer Revenue	12/28/89	7.85%	2,331,211	691,482	146,435.29	2018	10/04	MBC - BNY	S&J
Hurricane 89-A Sewer Reserve	12/28/89				208,091.10				
Hurricane 89-B Sewer Revenue	12/28/89	0.00%	108,789	15,541	3,251.19	2018	10/	MBC - BNY2	S&J
Hurricane 89-B Sewer Reserve	12/28/89				3,893.23				
Hurricane 07-A Water Revenue	05/31/07	4.26%	1,880,000	1,026,486	28,275.52	2022	99/99	MBC-BBT:BH	S&J
Hurricane 07-A Water Reserve	05/31/07				138,737.59				
Hurricane 94 Water Revenue	05/05/94	6.75%	1,100,000	848,433	38,537.16	2033	10/04	MBC - BNY	S&J
Hurricane 94 Water Reserve	05/05/94				80,561.68				
Huttonsville 14-A Water Revenue	08/18/14	1.00%	#576,000	536,444	0.00	2054	36/91	MBC - UNB	S&J
Huttonsville 14-A Water Reserve	08/18/14				0.00				
Huttonsville PSD 03-A Sewer Revenue	06/03/03	0.00%	3,934,000	2,748,015	9,446.34	2039	36/91	MBC - UNB	JK

ACCOUNT NAME	ISSUE DATE	INTEREST RATE	ORIGINAL ISSUE	OUTSTANDING (06/30/15)	ACCT - BAL (06/30/15)	LAST DEBT	DEBT MONTH	PAYING AGENT	BOND I COUNSEL
Huttonsville PSD 03-A Sewer Reserve	06/06/03				115,705.82				
Huttonsville PSD 03-B Sewer Reserve	06/06/03				30,302.90				
Huttonsville PSD 11-A Sewer Reserve	04/25/11				11,682.31				
Huttonsville PSD 11-B Sewer Revenue	04/25/11	0.00%	800,000	747,700	1,708.80	2051	36/91	MBC - UNB	S&J
Huttonsville PSD 11-B Sewer Reserve	04/25/11				20,920.44				
Huttonsville PSD 11-C Sewer Revenue	04/25/11	0.00%	200,000	186,900	428.04	2051	36/91	MBC - UNB	S&J
Huttonsville PSD 11-C Sewer Reserve	04/25/11				5,240.12				
Huttonsville PSD 84-B Sewer Renew & Rep	02/28/84				0.04				
Huttonsville PSD 84-B Sewer Revenue	02/28/84	0.00%	144,089	20,012	3,325.85	2019	10/	MBC - BNY2	S&J
Huttonsville PSD 00-A Water Reserve	07/27/00				26,014.40				
Huttonsville PSD 04-A Water Revenue	08/25/04	0.00%	952,000	721,778	2,252.40	2044	36/91	MBC - UNB	JK
Huttonsville PSD 04-A Water Reserve	08/25/04				23,251.13				
Huttonsville PSD 04-B Water Reserve	08/24/04				19,679.51				
Huttonsville PSD 12-A Water Revenue	08/07/12	0.000% - +1.0%AF	244,500	226,158	779.09	2043	36/91	MBC - BPH	S&J
Huttonsville PSD 12-A Water Reserve	08/07/12				1,902.66				
Huttonsville PSD 12-B Water Reserve	12/18/12				11,851.53				
Huttonsville PSD 12-C Water Revenue	12/18/12	0.00%	#1,085,000	1,059,524	2,370.97	2052	36/91	MBC - UNB	S&J
Huttonsville PSD 12-C Water Reserve	12/18/12				2,364.29				
Huttonsville PSD 12-D Water Revenue	12/18/12	1.00%	1,100,000	1,082,223	2,936.17	2052	36/91	MBC - UNB	S&J
Huttonsville PSD 12-D Water Reserve	12/18/12				2,887.35				
Huttonsville PSD 12-E Water Revenue	12/18/12	0.00%	1,700,000	1,700,000	0.00	2045	36/91	MBC - UNB	S&J
Huttonsville PSD 12-E Water Reserve	12/18/12				40,490.48				
Huttonsville PSD 15-A Water Reserve	06/05/15				0.00				
Huttonsville PSD 15-B Water Revenue	06/05/15	0.000% - +1.0%AF	#3,655,500	234,512	0.00	2047	36/91	MBC - BPH	S&J
Huttonsville PSD 15-B Water Reserve	06/05/15				121,852.00				
Huttonsville PSD 96 Water Reserve	06/07/96				55,091.80				
Jane Lew PSD 05-A Sewer Revenue	07/19/05	0.00%	959,015	737,704	2,121.11	2045	36/91	MBC - UNB	S&J

ACCOUNT NAME	ISSUE DATE	INTEREST RATE	ORIGINAL ISSUE	OUTSTANDING (06/30/15)	ACCT - BAL (06/30/15)	LAST DEBT	DEBT MONTH	PAYING AGENT	BOND I COUNSEL
Jane Lew PSD 05-A Sewer Reserve	07/19/05				22,482.28				
Jane Lew PSD 13-A Sewer Revenue	05/06/13	0.00%	#5,167,000	5,093,281	11,174.43	2052	36/91	MBC - UNB	S&J
Jane Lew PSD 13-A Sewer Reserve	05/06/13				7,880.84				
Jane Lew PSD 04-A Water Reserve	12/16/04				27,665.58				
Jane Lew PSD 09-A Water Revenue	10/23/09	0.00%	429,399	364,977	2,275.19	2040	36/91	MBC - BPH	S&J
Jane Lew PSD 09-A Water Reserve	10/23/09				6,687.48				
Jefferson County Schools 12 Ref GO	08/02/12	4.00%	11,590,000	7,680,000	26,506.39	2020	05/11	MBC - DTC	BRM
Jefferson County Schools 12 Ref Spec Sur	08/02/12				42.04				
Jefferson County Schools 12 Ref Sur Col	08/02/12				798,467.10				
Jefferson County PSD 00-A Sewer Revenue	06/22/00	0.000% - +0.5%AF	1,154,889	635,184	7,674.30	2031	36/91	MBC - DEP	S&J
Jefferson County PSD 00-A Sewer Reserve	06/22/00				38,511.43				
Jefferson County PSD 08-A Sewer Revenue	06/18/08	0.000% - +0.5%AF	2,005,000	1,570,566	5,991.20	2038	36/91	MBC - DEP	S&J
Jefferson County PSD 08-A Sewer Reserve	06/18/08				66,861.81				
Jefferson County PSD 10-A Sewer Ref Rev	06/24/10	3.000% - 4.375%	1,895,000	1,570,000	89,609.69	2028	10/04	MBC - DTC	STB
Jefferson County PSD 10-A Sewer Ref Res	06/24/10				153,917.69				
Jefferson County PSD 13-A Sewer Revenue	06/14/13	2.250% - 4.000%	1,660,000	1,480,000	16,163.03	2028	06/12	MBC - DTC	BRM
Jefferson County PSD 13-A Sewer Reserve	06/14/13				146,010.56				
Jefferson County PSD 88-B Sewer Revenue	05/05/88	0.00%	425,767	152,842	10,932.34	2028	10/	MBC - BNY2	S&J
Jefferson County PSD 88-B Sewer Reserve	05/05/88				10,925.38				
Jefferson County PSD 98-B Sewer Revenue	06/25/98	0.000% - +1.0%AF	599,089	119,808	6,804.51	2019	36/91	MBC - DEP	S&J
Jefferson County PSD 98-B Sewer Reserve	06/25/98				29,968.01				
Jefferson County PSD 98-C Sewer Revenue	06/25/98	1.00%	662,039	662,039	0.00	2038	36/91	MBC - UNB	S&J
Jefferson County PSD 98-C Sewer Reserve	06/25/98				0.00				
Jefferson County PSD 99-A Sewer Revenue	12/08/99	0.000% - +0.5%AF	378,363	186,027	2,789.40	2030	36/91	MBC - DEP	S&J
Jefferson County PSD 99-A Sewer Reserve	12/08/99				12,617.05				
Jefferson County PSD 14-A Water Rev	04/17/14	0.500% - +0.5%AF	#985,350	985,292	0.00	2045	36/91	MBC - BPH	BRM
Jefferson County PSD 14-A Water Res	04/17/14				0.00				

ACCOUNT NAME	ISSUE DATE	INTEREST RATE	ORIGINAL ISSUE	OUTSTANDING (06/30/15)	ACCT - BAL (06/30/15)	LAST DEBT	DEBT MONTH	PAYING AGENT	BOND I COUNSEL
Junior 04-A Sewer Revenue	10/25/04	0.000% - +0.5%AF	902,250	616,538	230.35	2035	36/91	MBC - DEP	S&J
Junior 04-A Sewer Reserve	10/25/04				28,309.70				
Junior 12-A Sewer Reserve	06/21/12				552.10				
Junior 09-A Water Revenue	09/10/09	0.00%	690,000	609,864	2,867.56	2049	36/91	MBC - UNB	S&J
Junior 09-A Water Reserve	09/10/09				17,864.36				
Justice PSD 93 Water Revenue	11/24/93	6.75%	439,000	336,793	15,330.17	2033	10/04	MBC - BNY	JK
Justice PSD 93 Water Reserve	11/24/93				32,019.18				
Kanawha Falls PSD 03-A Sewer Revenue	11/06/03	0.000% - +0.5%AF	1,990,400	1,310,333	11,401.81	2035	36/91	MBC - DEP	JK
Kanawha Falls PSD 03-A Sewer Reserve	11/06/03				66,363.11				
Kanawha Falls PSD 03-B Sewer Revenue	11/06/03	5.80%	110,000	64,392	5,902.05	2023	10/04	MBC - BBT	JK
Kanawha Falls PSD 03-B Sewer Reserve	11/06/03				9,389.39				
Kanawha Falls PSD 81 Sewer Reserve	01/01/81				142,009.86				
Kanawha Falls PSD 02-A Water Reserve	02/22/02				24,531.16				
Kanawha Falls PSD 80 Water Imp & Ref Res	09/14/81				160,011.47				
Kanawha (Chelyan) PSD 02 Sewer Revenue	06/04/02	0.00%	3,118,574	2,187,052	6,700.27	2042	36/91	MBC - UNB	G&G
Kanawha (Chelyan) PSD 02 Sewer Reserve	06/04/02				76,509.82				
Kanawha (Chelyan) PSD 09-A Sewer Revenue	12/15/09	0.000% - +1.0%AF	2,761,569	2,243,769	12,578.78	2031	36/91	MBC - DEP	JK
Kanawha (Chelyan) PSD 09-A Sewer Reserve	12/15/09				41,509.94				
Kanawha (Chelyan) PSD 94-A Sewer Revenue	04/22/94	6.75%	1,023,500	789,429	29,509.99	2033	10/04	MBC - BNY	JK
Kanawha (Chelyan) PSD 94-A Sewer Reserve	04/22/94				67,505.07				
Kanawha (Chelyan) PSD 94-B Sewer Revenue	04/22/94	6.75%	175,276	135,191	5,053.70	2033	10/04	MBC - BNY	JK
Kanawha (Chelyan) PSD 94-B Sewer Reserve	04/22/94				11,532.97				
Kanawha (Chelyan) PSD 95-A Sewer Revenue	06/29/95	6.75%	634,000	491,826	18,385.53	2033	10/04	MBC - BNY	JK
Kanawha (Chelyan) PSD 95-A Sewer Reserve	06/29/95				42,042.99				
Kanawha (Chelyan) PSD 99-A Sewer Revenue	07/15/99	0.000% - +0.5%AF	2,518,000	1,321,929	7,469.27	2031	36/91	MBC - DEP	JK
Kanawha (Chelyan) PSD 99-A Sewer Reserve	07/15/99				74,724.90				
Kanawha (UKV) PSD 02-A Sewer Rev	03/15/02	0.50%	300,000	177,136	912.96	2032	36/91	MBC - UNB	S&J

ACCOUNT NAME	ISSUE DATE	INTEREST RATE	ORIGINAL ISSUE	OUTSTANDING (06/30/15)	ACCT - BAL (06/30/15)	LAST DEBT	DEBT MONTH	PAYING AGENT	BOND I COUNSEL
Kanawha (UKV) PSD 02-A Sewer Res	03/15/02				10,319.30				
Kanawha (UKV) PSD 99 Sewer Rev	10/21/99	0.00%	5,768,297	3,633,248	12,393.51	2039	36/91	MBC - UNB	S&J
Kanawha (UKV) PSD 99 Sewer Res	10/21/99				134,858.82				
Kanawha (UKV-London) PSD 97-L S Note	08/18/97	0.000% - +3.0%AF	119,064	119,064	0.00	2020	08/	MBC - UNB	S&J
Kanawha (UKV-Pnt Ck) PSD 97P S Note	08/18/97	0.000% - +3.0%AF	145,000	145,000	0.00	2020	08/	MBC - UNB	S&J
Kenova 07-A Sewer Revenue	07/12/07	0.00%	3,747,000	3,134,725	16,401.83	2047	36/91	MBC - UNB	S&J
Kenova 07-A Sewer Reserve	07/12/07				64,631.04				
Kenova 07-B Sewer Revenue	07/12/07	0.000% - +0.5%AF	4,649,209	3,889,534	22,309.16	2047	36/91	MBC - DEP	S&J
Kenova 07-B Sewer Reserve	07/12/07				80,423.93				
Kenova 91-A Sewer Revenue	08/09/91	8.10%	508,101	369,278	21,242.89	2029	10/04	MBC - BNY	S&J
Kenova 91-A Sewer Reserve	08/09/91				43,429.74				
Kenova 91-B Sewer Revenue	08/09/91	0.00%	22,941	9,056	503.14	2029	10/	MBC - BNY2	S&J
Kenova 91-B Sewer Reserve	08/09/91				604.30				
Kenova 01 Water Reserve	12/06/01				35,522.78				
Kenova 05-A Water Revenue	09/27/05	5.05%	1,500,000	1,001,938	67,720.36	2025	10/04	MBC - BNY	G&G
Kenova 05-A Water Reserve	09/27/05				118,322.75				
Kenova 05-B Water Revenue	09/27/05	6.00%	1,500,000	1,382,040	35,439.51	2044	10/04	MBC - BNY	G&G
Kenova 05-B Water Reserve	09/27/05				98,482.22				
Kenova 05-C Water Revenue	09/27/05	0.000% - +1.0%AF	9,986,213	7,239,986	37,699.04	2037	36/91	MBC - BPH	G&G
Kenova 05-C Water Reserve	09/27/05				279,298.08				
Keyser 01 Sewer Revenue	01/25/01	0.000% - +0.5%AF	523,072	523,072	266.87	2025	36/91	MBC - DEP	BRM
Keyser 01 Sewer Reserve	01/25/01				0.00				
Keyser 01-B Sewer Ref Revenue	09/13/01	4.000% - 5.800%	1,795,000	1,085,000	84,987.31	2025	10/04	MBC - DTC	BRM
Keyser 01-B Sewer Ref Reserve	09/13/01				136,904.43				
Keyser 14-A Sewer Revenue	08/27/14	1.00%	#2,597,300	718,589	0.00	2054	36/91	MBC - UNB	S&J
Keyser 14-A Sewer Reserve	08/27/14				0.00				
Keyser 15-A Sewer Revenue	01/29/15	0.000% - +0.5%AF	#20,400,000	1,211,755	0.00	2050	36/91	MBC - DEP	S&J

ACCOUNT NAME	ISSUE DATE	INTEREST RATE	ORIGINAL ISSUE	OUTSTANDING (06/30/15)	ACCT - BAL (06/30/15)	LAST DEBT	DEBT MONTH	PAYING AGENT	BOND I COUNSEL
Keyser 15-A Sewer Reserve	01/29/15				0.00				
Keyser 80 Sewer Reserve	09/14/81				57,163.49				
Keyser 99 Sewer Revenue	11/16/99	0.000% - +0.5%AF	5,753,801	2,026,904	53,207.83	2023	36/91	MBC - DEP	BRM
Keyser 99 Sewer Reserve	11/16/99				262,115.02				
Keyser 13-A Water Reserve	09/03/13				0.00				
Keyser 14-A Water Reserve	08/27/14				0.00				
Keyser 98-A Water Revenue	10/15/98	6.25%	761,842	612,284	20,434.16	2035	10/04	MBC - BNY	BRM
Keyser 98-A Water Reserve	10/15/98				53,146.71				
Keyser 98-B Water Revenue	10/15/98	5.800% - 6.250%	2,997,584	2,483,292	68,658.70	2038	10/04	MBC - BNY	BRM
Keyser 98-B Water Reserve	10/15/98				194,225.34				
Kingwood 01 Sewer Revenue	12/20/01	0.000% - +0.5%AF	876,739	518,136	8,857.77	2033	36/91	MBC - DEP	S&J
Kingwood 01 Sewer Reserve	12/20/01				29,343.68				
Kingwood 10-A Sewer Ref Revenue	08/27/10	3.000% - 4.250%	1,605,000	1,265,000	87,494.25	2025	10/04	MBC - DTC	S&J
Kingwood 10-A Sewer Ref Reserve	08/27/10				147,310.16				
Kingwood 12-A Sewer Revenue	07/25/12	0.000% - +0.5%AF	#15,795,000	15,398,121	32,466.73	2052	36/91	MBC - DEP	S&J
Kingwood 12-A Sewer Reserve	07/25/12				73,945.40				
Kingwood 86-B Sewer Revenue	03/26/86	0.00%	850,860	246,302	40,522.90	2025	10/	MBC - BNY2	S&J
Kingwood 86-B Sewer Reserve	03/26/86				23,378.74				
Kingwood 01 Water Revenue	01/18/01	5.80%	1,139,214	487,397	60,616.55	2020	10/04	MBC - BNY	S&J
Kingwood 01 Water Reserve	01/18/01				98,571.42				
Kingwood 07-A Water Revenue	06/14/07	0.00%	265,000	218,830	627.71	2047	36/91	MBC - UNB	S&J
Kingwood 07-A Water Reserve	06/14/07				4,684.29				
Kingwood 09-A Water Revenue	09/29/09	0.00%	1,135,000	996,756	2,670.83	2049	36/91	MBC - UNB	S&J
Kingwood 09-A Water Reserve	09/29/09				29,125.69				
Kingwood 87-A Water Revenue	01/07/87	8.38%	2,810,612	1,826,350	110,832.71	2026	10/04	MBC - BNY	S&J
Kingwood 87-A Water Reserve	01/07/87				247,158.06				
Kingwood 87-B Water Revenue	01/07/87	0.00%	689,388	217,701	13,780.76	2026	10/	MBC - BNY2	S&J

ACCOUNT NAME	ISSUE DATE	INTEREST RATE	ORIGINAL ISSUE	OUTSTANDING (06/30/15)	ACCT - BAL (06/30/15)	LAST DEBT	DEBT MONTH	PAYING AGENT	BOND I COUNSEL
Kingwood 87-B Water Reserve	01/07/87				18,155.48				
Kingmill Valley PSD 10-A Sewer Reserve	02/11/10				48,663.79				
Kingmill Valley PSD 14-A Sewer Revenue	04/23/14	2.67%	721,925	662,859	6,141.23	2025	99/99	MBC-BBT:SB	S&J
Kingmill Valley PSD 14-A Sewer Reserve	04/23/14				72,220.33				
Kingmill Valley PSD 86-B Sewer Revenue	06/12/86	0.00%	81,343	22,943	1,946.13	2025	10/	MBC - BNY2	S&J
Kingmill Valley PSD 86-B Sewer Reserve	06/12/86				3,354.16				
Kingmill Valley PSD 99-A Sewer Revenue	06/15/99	5.80%	183,200	151,769	5,397.64	2038	10/04	MBC - BNY	S&J
Kingmill Valley PSD 99-A Sewer Reserve	06/15/99				11,891.95				
Kopperston PSD 96 Water Revenue	09/20/96	6.25%	644,000	512,743	24,341.19	2035	10/04	MBC - BNY	JK
Kopperston PSD 96 Water Reserve	09/20/96				44,525.12				
Lake Floyd PSD 86-A Sewer Revenue	03/07/86	9.75%	136,870	90,314	8,071.16	2025	10/04	MBC - BNY	S&J
Lake Floyd PSD 86-A Sewer Reserve	03/07/86				13,746.73				
Lake Floyd PSD 86-A&B Sewer R&R	03/07/86				1,631.84				
Lake Floyd PSD 86-B Sewer Revenue	03/07/86	0.00%	68,130	19,722	2,942.49	2025	10/	MBC - BNY2	S&J
Lake Floyd PSD 86-B Sewer Reserve	03/07/86				3,445.99				
Lashmeet PSD 98-A Lot 2 Water Revenue	09/10/98	2.00%	670,000	457,951	2,601.94	2038	36/91	MBC - UNB	S&J
Lashmeet PSD 98-A Water Revenue	09/10/98	2.00%	3,400,000	2,323,931	14,878.24	2038	36/91	MBC - UNB	S&J
Lashmeet PSD 98-A Water Reserve	09/10/98				149,921.04				
Lavalette PSD 06-A Water Reserve	02/23/06				91,588.72				
Lavalette PSD 06-B Water Reserve	02/23/06				37,922.72				
Lavalette PSD 06-C Water Revenue	02/23/06	0.00%	1,918,050	1,519,490	10,697.22	2045	36/91	MBC - UNB	S&J
Lavalette PSD 06-C Water Reserve	02/23/06				47,400.59				
Lavalette PSD 09-A Water Reserve	05/18/09				35,195.92				
Lavalette PSD 09-B Water Reserve	05/18/09				19,071.79				
Lavalette PSD 10-A Water Reserve	03/10/10				38,386.04				
Lavalette PSD 10-B Water Reserve	03/10/10				3,634.10				
Lavalette PSD 11-A Water Reserve	02/04/11				24,994.48				

ACCOUNT NAME	ISSUE DATE	INTEREST RATE	ORIGINAL ISSUE	OUTSTANDING (06/30/15)	ACCT - BAL (06/30/15)	LAST DEBT	DEBT MONTH	PAYING AGENT	BOND I COUNSEL
Lavalette PSD 12-A Water Reserve	09/21/12				4,544.58				
Lewis County EDA 03-A Water Revenue	08/27/03	0.00%	2,374,500	1,683,190	5,013.64	2043	36/91	MBC - UNB	S&J
Lewis County EDA 03-A Water Reserve	08/27/03				0.00				
Lewis County EDA 06-A Water Revenue	07/27/06	0.00%	4,422,000	3,560,550	9,581.97	2046	36/91	MBC - UNB	S&J
Lewis County EDA 06-A Water Reserve	07/27/06				0.00				
Lewis County EDA 99-A Water Revenue	06/10/99	0.00%	1,673,000	1,022,976	3,658.37	2039	36/91	MBC - UNB	S&J
Lewis County EDA 99-A Water Reserve	06/10/99		LTR/CREDIT		0.00				
Lewisburg 09-A Water Revenue	05/22/09	4.51%	1,000,000	788,652	12,870.16	2029	99/99	MBC-BBT:BH	S&J
Lewisburg 09-A Water Reserve	05/22/09				76,083.01				
Lewisburg 10-A Water Revenue	12/02/10	3.00%	#1,482,000	1,293,030	13,218.35	2032	36/91	MBC - UNB	S&J
Lewisburg 10-A Water Reserve	12/02/10				98,821.16				
Lewisburg 12-A Water Revenue	06/27/12	4.00%	486,000	433,928	5,991.79	2032	99/99	MBC-OVB:BH	S&J
Lewisburg 12-A Water Reserve	06/27/12				10,659.93				
Lewisburg 13-A Water Revenue	04/01/13	3.50%	3,500,000	3,251,001	20,512.94	2033	99/99	MBC-FNB:BH	S&J
Lewisburg 13-A Water Reserve	04/01/13				244,731.63				
Lewisburg Water Repair & Replacement	06/01/11				41,744.41				
Lincoln PSD 02-A Water Revenue	08/06/02	5.80%	580,429	500,843	17,234.40	2039	10/04	MBC - BNY	S&J
Lincoln PSD 02-A Water Reserve	08/06/02				38,440.72				
Lincoln PSD 02-B Water Revenue	08/06/02	5.80%	121,522	104,859	3,612.99	2039	10/04	MBC - BBT	S&J
Lincoln PSD 02-B Water Reserve	08/06/02				8,057.23				
Lincoln PSD 03-A Water Reserve	07/03/03				40,906.76				
Lincoln PSD 06-A Water Revenue	07/13/06	0.00%	550,242	432,067	2,434.11	2044	36/91	MBC - UNB	S&J
Lincoln PSD 06-A Water Reserve	07/13/06				15,144.45				
Lincoln PSD 10-A Water Revenue	06/16/10	0.00%	2,200,000	1,999,996	4,763.24	2050	36/91	MBC - UNB	S&J
Lincoln PSD 10-A Water Reserve	06/16/10				57,221.53				
Lincoln PSD 15-A Water Reserve	03/13/15				0.00				
Lincoln PSD 15-B Water Revenue	03/13/15	1.00%	#1,000,000	236,250	0.00	2055	36/91	MBC - UNB	S&J

ACCOUNT NAME	ISSUE DATE	INTEREST RATE	ORIGINAL ISSUE	OUTSTANDING (06/30/15)	ACCT - BAL (06/30/15)	LAST DEBT	DEBT MONTH	PAYING AGENT	BOND I COUNSEL
Lincoln PSD 15-B Water Reserve	03/13/15				0.00				
Lincoln PSD 98 Water Design Reserve	12/29/98				5,013.07				
Lincoln PSD Series 75 (11/77) Water Res	11/03/77				62,224.37				
Logan County PSD 02-A Sewer Revenue	12/12/02	0.000% - +0.5%AF	5,328,940	3,856,470	26,923.95	2042	36/91	MBC - DEP	JK
Logan County PSD 02-A Sewer Reserve	12/12/02				140,261.24				
Logan County PSD 02-B Sewer Revenue	12/12/02				4,773.12	2042	36/91	MBC - UNB	JK
Logan County PSD 02-B Sewer Reserve	12/12/02				57,268.66				
Logan County PSD 02-C Sewer Reserve	12/12/02				16,818.75				
Logan County PSD 08-A Sewer Revenue	04/09/08	0.00%	4,500,000	3,803,208	9,679.35	2048	36/91	MBC - UNB	JK
Logan County PSD 08-A Sewer Reserve	04/09/08				70,688.34				
Logan County PSD 13-A Sewer Reserve	01/24/13				2,321.14				
Logan County PSD 01-A Water Revenue	09/06/01	5.80%	3,830,000	3,304,847	102,979.12	2039	10/04	MBC - BNY	JK
Logan County PSD 01-A Water Reserve	09/06/01				253,706.31				
Logan County PSD 01-B Water Revenue	09/06/01	0.00%	2,670,000	1,820,438	5,781.23	2041	36/91	MBC - UNB	JK
Logan County PSD 01-B Water Reserve	09/06/01				69,371.50				
Logan County PSD 02-A Water Reserve	01/24/02				75,644.14				
Logan County PSD 02-B Water Revenue	10/09/02	0.00%	1,100,000	773,548	2,421.34	2042	36/91	MBC - UNB	JK
Logan County PSD 02-B Water Reserve	10/09/02				28,418.75				
Logan County PSD 03-B Water Revenue	10/29/03	0.00%	3,600,000	2,658,823	7,846.20	2043	36/91	MBC - UNB	JK
Logan County PSD 03-B Water Reserve	10/29/03				94,387.36				
Logan County PSD 05-A Water Revenue	04/27/05	0.00%	923,245	718,079	2,344.27	2045	36/91	MBC - UNB	JK
Logan County PSD 05-A Water Reserve	04/27/05				21,106.74				
Logan County PSD 08-A Water Revenue	07/16/08	0.00%	1,700,000	1,457,142	3,680.83	2048	36/91	MBC - UNB	JK
Logan County PSD 08-A Water Reserve	07/16/08				24,664.13				
Logan County PSD 08-B Water Revenue	07/16/08	0.00%	1,900,000	1,618,056	4,087.58	2048	36/91	MBC - UNB	JK
Logan County PSD 08-B Water Reserve	07/16/08				28,622.40				
Logan County PSD 10-A Water Revenue	03/16/10	0.00%	800,000	731,568	1,755.22	2050	36/91	MBC - UNB	JK

ACCOUNT NAME	ISSUE DATE	INTEREST RATE	ORIGINAL ISSUE	OUTSTANDING (06/30/15)	ACCT - BAL (06/30/15)	LAST DEBT	DEBT MONTH	PAYING AGENT	BOND I COUNSEL
Logan County PSD 10-A Water Reserve	03/16/10				7,020.85				
Logan County PSD 12-A Water Reserve	12/13/12				1,344.12				
Logan County PSD 13-A Water Revenue	02/07/13	0.00%	#3,800,000	3,078,334	8,303.41	2052	36/91	MBC - UNB	JK
Logan County PSD 13-A Water Reserve	02/07/13				8,280.03				
Logan County PSD 14-A Water Reserve	07/24/14				0.00				
Logan County PSD 14-B Water Revenue	07/24/14	2.00%	#3,478,000	1,784,888	0.00	2045	36/91	MBC - UNB	JK
Logan County PSD 14-B Water Reserve	07/24/14				0.00				
Logan County PSD 96-B Water Revenue	07/31/96	3.00%	1,780,000	992,743	13,559.62	2036	36/91	MBC - UNB	JK
Logan County PSD 96-B Water Reserve	07/31/96				86,623.10				
Logan County PSD 97-A Water Revenue	02/12/97	3.00%	1,000,000	702,682	6,662.10	2037	36/91	MBC - UNB	JK
Logan County PSD 97-A Water Reserve	02/12/97				43,078.67				
Logan County PSD 97-B Water Revenue	03/25/97	2.00%	1,075,000	699,897	6,050.73	2037	36/91	MBC - UNB	JK
Logan County PSD 97-B Water Reserve	03/25/97				39,780.84				
Logan County PSD 98-A Water Revenue	06/10/98	1.00%	815,000	516,735	2,099.10	2038	36/91	MBC - UNB	JK
Logan County PSD 98-A Water Reserve	06/10/98				25,194.79				
Logan County PSD 99-A Water Revenue	04/21/99	0.00%	5,050,000	3,508,460	12,310.49	2039	36/91	MBC - UNB	JK
Logan County PSD 99-A Water Reserve	04/21/99				147,767.55				
Logan County PSD 99-C Lot 2 Water Rev	06/17/99	0.00%	615,000	234,282	4,883.42	2019	36/91	MBC - UNB	JK
Logan County PSD 99-C Water Revenue	06/17/99	0.00%	2,590,000	1,604,110	5,572.06	2039	36/91	MBC - UNB	JK
Logan County PSD 99-C Water Reserve	06/17/99				125,446.78				
Logan County PSD 99-D Water Revenue	12/14/99	5.80%	330,000	123,310	19,293.66	2019	10/04	MBC - BBT	JK
Logan County PSD 99-D Water Reserve	12/14/99				29,134.97				
Logan 08-A Sewer Revenue	06/27/08	0.000% - +0.5%AF	4,446,053	3,807,767	10,614.71	2048	36/91	MBC - DEP	S&J
Logan 08-A Sewer Reserve	06/27/08				116,093.55				
Logan 13-A Sewer Revenue	04/11/13	0.000% - +0.5%AF	400,000	389,676	947.69	2053	36/91	MBC - DEP	S&J
Logan 13-A Sewer Reserve	04/11/13				10,331.12				
Logan 87-A Sewer Revenue	09/25/87	8.38%	623,087	404,886	24,181.34	2026	10/04	MBC - BNY	JK

ACCOUNT NAME	ISSUE DATE	INTEREST RATE	ORIGINAL ISSUE	OUTSTANDING (06/30/15)	ACCT - BAL (06/30/15)	LAST DEBT	DEBT MONTH	PAYING AGENT	BOND I COUNSEL
Logan 87-A Sewer Reserve	09/25/87				54,811.88				
Logan 87-B Sewer Revenue	09/25/87	0.00%	152,833	48,265	3,021.78	2026	10/	MBC - BNY2	JK
Logan 87-B Sewer Reserve	09/25/87				4,026.10				
Logan 93-A Sewer Revenue	03/29/93	7.75%	2,284,839	1,737,026	73,279.79	2031	10/04	MBC - BNY	JK
Logan 93-A Sewer Reserve	03/29/93				187,278.57				
Logan 93-B Sewer Revenue	03/29/93	0.00%	76,161	33,198	1,467.77	2031	10/	MBC - BNY2	JK
Logan 93-B Sewer Reserve	03/29/93				1,954.26				
Logan 95 Sewer Revenue	08/31/95	6.75%	377,980	293,217	11,007.20	2033	10/04	MBC - BNY	JK
Logan 95 Sewer Reserve	08/31/95				27,850.31				
Lubeck PSD 05-A Sewer Revenue	09/27/05	0.00%	7,879,443	7,879,443	0.00	2039	36/91	MBC - UNB	JK
Lubeck PSD 05-A Sewer Reserve	09/27/05				41,116.31				
Lubeck PSD 05-B Sewer Revenue	09/27/05	0.00%	2,411,178	1,924,890	6,755.78	2039	36/91	MBC - UNB	JK
Lubeck PSD 05-B Sewer Reserve	09/27/05				86,300.28				
Lubeck PSD 10-A Sewer Revenue	02/25/10	0.00%	2,136,720	1,749,900	6,140.85	2039	36/91	MBC - UNB	JK
Lubeck PSD 10-A Sewer Reserve	02/25/10				73,705.20				
Lubeck PSD 12-A Sewer Revenue	06/22/12	0.000% - +0.5%AF	716,272	692,707	1,721.71	2052	36/91	MBC - DEP	JK
Lubeck PSD 12-A Sewer Reserve	06/22/12				18,859.91				
Lubeck PSD 15 Sewer BAN	02/27/15	0.00%	2,070,529	2,070,429	0.00	2020	03/06	MBC - UNB	JK
Lubeck PSD 15-A Sewer Revenue	02/27/15	0.00%	2,070,530	2,070,530	7,283.49	2039	36/91	MBC - UNB	JK
Lubeck PSD 15-A Sewer Reserve	02/27/15				726.53				
Lubeck PSD 15-B Sewer Reserve	03/26/15				219.73				
Lubeck PSD 99-A Sewer Revenue	03/09/99	0.000% - +1.0%AF	7,950,000	2,285,625	78,226.72	2021	36/91	MBC - DEP	JK
Lubeck PSD 99-A Sewer Reserve	03/09/99				400,045.21				
Lubeck PSD 99-B Sewer Revenue	03/09/99	0.00%	2,000,000	1,249,994	9,689.80	2039	36/91	MBC - UNB	JK
Lubeck PSD 99-B Sewer Reserve	03/09/99				61,752.87				
Lubeck PSD 05-A Water Revenue	06/17/05	3.00%	1,573,000	1,016,837	16,951.41	2026	36/91	MBC - UNB	JK
Lubeck PSD 05-A Water Reserve	06/17/05				90,982.50				

ACCOUNT NAME	ISSUE DATE	INTEREST RATE	ORIGINAL ISSUE	OUTSTANDING (06/30/15)	ACCT - BAL (06/30/15)	LAST DEBT	DEBT MONTH	PAYING AGENT	BOND I COUNSEL
Lubeck PSD 05-B Water Reserve	06/17/05				93,412.42				
Lubeck PSD 05-C Water Reserve	06/17/05				21,316.76				
Lubeck PSD 10-A Water Reserve	05/14/10				28,075.22				
Lubeck PSD 11-A Water Reserve	02/11/11				15,743.67				
Lubeck PSD 11-B Water Revenue	11/30/11	3.00%	352,565	308,600	1,958.09	2032	36/91	MBC - UNB	JK
Lubeck PSD 11-B Water Reserve	11/30/11				7,840.10				
Lubeck PSD 90-A Water Revenue	04/02/90	7.85%	3,139,013	2,246,521	147,757.60	2029	10/04	MBC - BNY	BRD
Lubeck PSD 90-A Water Reserve	04/02/90				260,089.75				
Lubeck PSD 90-B Water Revenue	04/02/90	0.00%	146,487	56,341	5,578.60	2029	10/	MBC - BNY2	BRD
Lubeck PSD 90-B Water Reserve	04/02/90				6,424.01				
Lumberport 11-A Sewer Revenue	12/15/11	0.00%	1,755,150	1,516,585	5,680.43	2037	36/91	MBC - UNB	S&J
Lumberport 11-A Sewer Reserve	12/15/11				68,180.64				
Lumberport 02-A Water Reserve	07/10/02				31,351.93				
Marshall Cty PSD #3 12-A Water Revenue	11/08/12	1.00%	3,550,022	3,454,913	10,565.82	2052	36/91	MBC - UNB	S&J
Marshall Cty PSD #3 12-A Water Reserve	11/08/12				105,026.21				
Marshall County Schools 07 GO	11/01/07	4.000% - 5.000%	27,900,000	15,075,000	26,656.20	2022	05/11	MBC - DTC	BRM
Marshall County Schools 07 GO Sur Col	11/01/07				2,445,881.66				
Marlinton 05-A Water & Sewer Revenue	10/19/05	0.000% - +0.5%AF	1,660,766	1,190,206	4,969.57	2036	36/91	MBC - DEP	S&J
Marlinton 05-A Water & Sewer Reserve	10/19/05				55,371.84				
Marlinton 08-A Water & Sewer Revenue	02/06/08	0.00%	2,187,000	1,866,610	4,647.87	2048	36/91	MBC - UNB	S&J
Marlinton 08-A Water & Sewer Reserve	02/06/08				32,522.42				
Marlinton 97-A Water & Sewer Revenue	01/30/97	0.00%	239,495	130,225	498.36	2037	36/91	MBC - UNB	S&J
Marlinton 97-A Water & Sewer Reserve	01/30/97				5,988.93				
Marlinton 97-B Water & Sewer Revenue	08/18/97	0.00%	555,450	309,364	1,377.65	2037	36/91	MBC - UNB	S&J
Marlinton 97-B Water & Sewer Reserve	08/18/97				14,101.71				
Marlinton 98-A Water & Sewer Revenue	11/20/98	0.000% - +1.0%AF	705,400	346,802	2,791.29	2030	36/91	MBC - BPH	S&J
Marlinton 98-A Water & Sewer Reserve	11/20/98				23,533.37				

ACCOUNT NAME	ISSUE DATE	INTEREST RATE	ORIGINAL ISSUE	OUTSTANDING (06/30/15)	ACCT - BAL (06/30/15)	LAST DEBT	DEBT MONTH	PAYING AGENT	BOND I COUNSEL
Mannington PSD 10-A Water Reserve	05/25/10				11,736.60				
Malden PSD 09-A Sewer Revenue	08/26/09	0.000% - +.25%AF	2,639,983	2,214,733	8,202.55	2038	36/91	MBC - DEP	S&J
Malden PSD 09-A Sewer Reserve	08/26/09				95,281.23				
Malden PSD 09-C Sewer Reserve	08/26/09				113,551.84				
Malden PSD 78 Sewer Revenue	12/21/78	6.000% - 7.200%	7,040,000	1,815,000	381,466.10	2018	10/04	MBC - BNY	JK
Malden PSD 78 Sewer Reserve	12/21/78				540,717.57				
Marmet 09-A Sewer Revenue	06/18/09	0.000% - +.25%AF	1,688,771	1,421,380	28,635.03	2040	36/91	MBC - DEP	S&J
Marmet 09-A Sewer Reserve	06/18/09				29,591.21				
Marmet 90-A Sewer Revenue	01/03/90	7.85%	664,013	459,511	32,044.63	2028	10/04	MBC - BNY	H&P
Marmet 90-A Sewer Reserve	01/03/90				55,276.47				
Marmet 90-B Sewer Revenue	01/03/90	0.00%	30,987	11,416	691.71	2028	10/	MBC - BNY2	H&P
Marmet 90-B Sewer Reserve	01/03/90				1,474.28				
Marion County Schools 11 GO	03/02/11	2.000% - 4.000%	15,760,000	10,065,000	355.76	2021	05/11	MBC - DTC	S&J
Marion County Schools 11 GO Sur Col	03/02/11				496,015.36				
Marshall Cty Sewerage District 07-A Rev	11/02/07	0.00%	643,800	542,808	2,807.83	2047	36/91	MBC - UNB	S&J
Marshall Cty Sewerage District 07-A Res	11/02/07				10,397.24				
Marshall Cty Sewerage District 07-B Rev	11/02/07	0.00%	200,000	200,000	0.00	2038	36/91	MBC - UNB	S&J
Marshall Cty Sewerage District 07-B Res	11/02/07				0.00				
Marshall Cty Sewerage District 87-A Rev	03/18/87	8.38%	89,940	58,443	4,841.72	2026	10/04	MBC - BNY	S&J
Marshall Cty Sewerage District 87-A Res	03/18/87				7,931.86				
Marshall Cty Sewerage District 87-B Rev	03/18/87	0.00%	22,060	6,966	1,269.84	2026	10/	MBC - BNY2	S&J
Marshall Cty Sewerage District 87-B Res	03/18/87				1,100.26				
Marshall Cty Sewerage District 90-A Rev	11/26/90	8.10%	267,737	194,586	13,054.54	2029	10/04	MBC - BNY	S&J
Marshall Cty Sewerage District 90-A Res	11/26/90				22,882.69				
Marshall Cty Sewerage District 90-B Rev	11/26/90	0.00%	12,091	4,773	634.18	2029	10/	MBC - BNY2	S&J
Marshall Cty Sewerage District 90-B Res	11/26/90				413.78				
Marshall Cty PSD #2 14-A Water Reserve	07/11/14				0.00				

ACCOUNT NAME	ISSUE DATE	INTEREST RATE	ORIGINAL ISSUE	OUTSTANDING (06/30/15)	ACCT - BAL (06/30/15)	LAST DEBT	DEBT MONTH	PAYING AGENT	BOND I COUNSEL
Marshall Cty PSD #4 07-A Water Reserve	09/26/07				100,777.26				
Marshall Cty PSD #4 07-B Water Revenue	09/26/07	0.000% - +1.0%AF	#1,225,000	979,984	9,811.88	2039	36/91	MBC - BPH	S&J
Marshall Cty PSD #4 07-B Water Reserve	09/26/07				25,214.38				
Marshall Cty PSD #4 82 Water Dep	02/11/71				7,971.65				
Marshall Cty PSD #4 82 Water Res	02/11/71				69,264.79				
Marshall Cty PSD #4 89 Water Res	07/23/90				21,932.05				
Marshall Cty PSD #4 96-A Water Res	07/25/96				8,393.71				
Marshall Cty PSD #4 96-B Water Res	07/25/96				22,779.50				
Mason 01-A Water & Sewer Revenue	05/10/01	2.000% - +1.0%AF	650,000	240,274	6,192.52	2021	36/91	MBC - BPH	S&J
Mason 01-A Water & Sewer Reserve	05/10/01				39,515.16				
Mason 07-A Water & Sewer Revenue	06/14/07	0.00%	1,719,000	1,428,762	3,725.54	2047	36/91	MBC - UNB	S&J
Mason 07-A Water & Sewer Reserve	06/14/07				46,875.22				
Mason 09-A Water & Sewer Revenue	09/02/09	0.00%	107,900	90,815	584.13	2040	36/91	MBC - DEP	S&J
Mason 09-A Water & Sewer Reserve	09/02/09				3,605.59				
Mason 64 & 66 Water & Sewer Rev Escrow	04/01/64				116.27				
Mason 96-A Water & Sewer Revenue	12/17/96	2.000% - +1.0%AF	130,000	17,344	1,626.35	2017	36/91	MBC - DEP	S&J
Mason 96-A Water & Sewer Reserve	12/17/96				7,905.06				
Mason 98-A Water & Sewer Revenue	06/04/98	0.00%	1,602,000	934,500	8,839.83	2038	36/91	MBC - UNB	S&J
Mason 98-A Water & Sewer Reserve	06/04/98				41,436.30				
Mason County Schools 04 GO	06/01/04	3.00% - 5.000%	12,000,000	1,215,000	110,785.17	2016	06/12	MBC - DTC	BRM
Mason County Schools 04 Sur Col	06/01/04				1,273,351.94				
Mason County PSD 08-A Sewer Revenue	10/28/08	0.00%	#500,000	426,265	1,073.95	2048	36/91	MBC - UNB	JK
Mason County PSD 08-A Sewer Reserve	10/28/08				7,491.46				
Mason County PSD 12-A Sewer Revenue	11/01/12	0.000% - +0.5%AF	#4,600,000	4,417,706	11,085.21	2052	36/91	MBC - DEP	JK
Mason County PSD 12-A Sewer Reserve	11/01/12				10,089.25				
Mason County PSD 00-A Water Revenue	06/28/00	2.000% - +1.0%AF	960,000	316,229	11,212.54	2021	36/91	MBC - BPH	JK
Mason County PSD 00-A Water Reserve	06/28/00				58,362.33				

ACCOUNT NAME	ISSUE DATE	INTEREST RATE	ORIGINAL ISSUE	OUTSTANDING (06/30/15)	ACCT - BAL (06/30/15)	LAST DEBT	DEBT MONTH	PAYING AGENT	BOND I COUNSEL
Mason County PSD 01-A Water Reserve	03/16/01				20,671.27				
Mason County PSD 04-A Water Revenue	06/08/04	2.000% - +1.0%AF	602,000	323,432	7,179.87	2025	36/91	MBC - BPH	JK
Mason County PSD 04-A Water Reserve	06/08/04				36,608.20				
Mason County PSD 05-A Water Reserve	06/24/05				139,379.40				
Mason County PSD 05-B Water Reserve	06/24/05				10,301.48				
Mason County PSD 10-A Water Reserve	05/24/10				51,439.30				
Mason County PSD 10-B Water Reserve	06/04/10				87,024.78				
Mason County PSD 97-B Water Revenue	09/25/97	3.00%	818,000	575,341	6,277.45	2037	36/91	MBC - UNB	JK
Mason County PSD 97-B Water Reserve	09/25/97				35,536.98				
Masontown 01-A Sewer Reserve	08/22/01				31,063.03				
Masontown 01-B Sewer Revenue	08/22/01	0.00%	1,500,000	1,026,288	12,515.46	2041	36/91	MBC - UNB	S&J
Masontown 01-B Sewer Reserve	08/22/01				39,482.78				
Masontown 07-A Sewer Reserve	04/20/07				8,664.99				
Masontown 15-A Sewer Revenue	03/05/15	0.00%	#4,090,000	968,522	0.00	2055	36/91	MBC - UNB	S&J
Masontown 15-A Sewer Reserve	03/05/15				0.00				
Masontown 15-B Sewer Revenue	03/05/15	1.00%	#4,090,000	17,500	0.00	2055	36/91	MBC - UNB	S&J
Masontown 15-B Sewer Reserve	03/05/15				0.00				
Masontown 15-C Sewer Reserve	03/05/15				0.00				
Masontown 07-A Water Revenue	03/12/07	0.50%	815,500	679,626	1,936.79	2047	36/91	MBC - UNB	S&J
Masontown 07-A Water Reserve	03/12/07				18,575.68				
Masontown 07-B Water Revenue	03/12/07	0.000% - +1.0%AF	635,500	487,212	2,040.10	2038	36/91	MBC - BPH	S&J
Masontown 07-B Water Reserve	03/12/07				16,970.81				
Masontown 11-A Water Revenue	12/22/11	0.00%	#760,987	693,385	1,653.04	2051	36/91	MBC - UNB	S&J
Masontown 11-A Water Reserve	12/22/11				19,781.78				
Martinsburg 00-A Water & Sewer Revenue	09/27/00	2.000% - +1.0%AF	7,564,000	2,896,523	99,306.58	2022	36/91	MBC - BPH	BRM
Martinsburg 00-A Water & Sewer Reserve	09/27/00				459,833.88				
Martinsburg 00-B Water & Sewer Revenue	09/27/00	3.00%	3,000,000	1,218,084	39,604.28	2022	36/91	MBC - UNB	BRM

ACCOUNT NAME	ISSUE DATE	INTEREST RATE	ORIGINAL ISSUE	OUTSTANDING (06/30/15)	ACCT - BAL (06/30/15)	LAST DEBT	DEBT MONTH	PAYING AGENT	BOND I COUNSEL
Martinsburg 00-B Water & Sewer Reserve	09/27/00				200,032.99				
Martinsburg 00-C Water & Sewer Revenue	09/27/00	5.80%	1,976,352	1,679,963	67,113.86	2039	10/04	MBC - BNY	BRM
Martinsburg 00-C Water & Sewer Reserve	09/27/00				128,940.65				
Martinsburg 11-A Water & Sewer Revenue	12/28/11	2.000% - 3.875%	8,830,000	7,870,000	398,271.02	2031	09/03	MBC - DTC	BRM
Martinsburg 11-A Water & Sewer Reserve	12/28/11				620,788.11				
Martinsburg 13-A Water & Sewer Revenue	10/01/13	0.500% - +0.5%AF	#34,644,714	25,965,678	0.00	2036	36/91	MBC - DEP	BRM
Martinsburg 13-A Water & Sewer Reserve	10/01/13				1,821,497.20				
Martinsburg 13-B Water & Sewer Revenue	10/01/13	1.00%	#18,863,102	-0-	0.00	2046	36/91	MBC - UNB	BRM
Martinsburg 13-B Water & Sewer Reserve	10/01/13				0.00				
McMechen 86 Sewer Revenue	10/20/86	9.75%	731,000	503,826	42,393.78	2026	10/04	MBC - BNY	S&J
McMechen 86 Sewer Reserve	10/20/86				73,045.65				
McDowell County PSD 01-A Water Reserve	02/23/01				8,005.93				
McDowell County PSD 06-A Water Reserve	07/27/06				13,009.56				
McDowell County PSD 06-B Water Ref Rev	07/27/06	0.00%	300,000	241,552	603.18	2046	36/91	MBC - UNB	S&J
McDowell County PSD 06-B Water Ref Res	07/27/06				7,791.92				
McDowell County PSD 07-A Water Reserve	09/19/07				8,011.91				
McDowell County PSD 08-A Water Reserve	11/10/08				7,416.60				
McDowell County PSD 09-A Water Reserve	08/13/09				3,643.64				
McDowell County PSD 11-A Water Reserve	03/24/11				2,498.19				
McDowell County PSD 11-B Water Reserve	06/23/11				5,098.24				
McDowell County PSD 11-C Water Reserve	11/17/11				2,076.47				
McDowell County PSD 14-A Water Reserve	06/13/14				0.00				
McDowell County PSD 93 Water Reserve	06/23/93				48,222.77				
McDowell County PSD 95 Water Reserve	09/26/95				27,550.47				
McDowell County PSD 97-A Water Reserve	10/15/97				30,311.50				
McDowell County PSD 99-A Water Reserve	06/21/99				14,878.62				
McDowell County PSD 99-B Water Reserve	08/11/99				35,750.63				

ACCOUNT NAME	ISSUE DATE	INTEREST RATE	ORIGINAL ISSUE	OUTSTANDING (06/30/15)	ACCT - BAL (06/30/15)	LAST DEBT	DEBT MONTH	PAYING AGENT	BOND I COUNSEL
McDowell County PSD 99-C Water Reserve	08/11/99				6,890.56				
Middlebourne 99-B Sewer Revenue	08/27/99	2.000% - +1.0%AF	375,000	113,341	4,139.26	2020	36/91	MBC - DEP	G&G
Middlebourne 99-B Sewer Reserve	08/27/99				22,796.27				
Midland PSD 86-B Sewer Revenue	09/29/86	8.38%	263,096	170,312	13,999.57	2026	10/04	MBC - BNY	S&J
Midland PSD 86-B Sewer Reserve	09/29/86				23,074.01				
Midland PSD 86-C Sewer Revenue	09/29/86	0.00%	260,975	80,300	6,184.11	2026	10/	MBC - BNY2	S&J
Midland PSD 86-C Sewer Reserve	09/29/86				6,765.55				
Mill Creek 13-A Water Revenue	11/21/13	1.00%	#157,500	143,441	416.71	2053	36/91	MBC - UNB	S&J
Mill Creek 13-A Water Reserve	11/23/13				41.57				
Milton 04-A Sewer Ref Revenue	12/29/04	0.000% - +0.5%AF	#6,351,371	4,898,443	31,546.35	2044	36/91	MBC - DEP	JK
Milton 04-A Sewer Ref Reserve	12/29/04				150,108.20				
Milton 04-B Sewer Ref Revenue	12/29/04	0.00%	1,571,903	1,212,317	7,149.46	2044	36/91	MBC - UNB	JK
Milton 04-B Sewer Ref Reserve	12/29/04				41,172.43				
Milton 07-A Water Ref Reserve	06/08/07				68,548.88				
Milton 08-A Water Revenue	07/30/08	0.00%	#2,893,000	2,346,899	6,265.82	2048	36/91	MBC - UNB	S&J
Milton 08-A Water Reserve	07/30/08				75,177.85				
Mineral Wells PSD 03-A Sewer Revenue	10/30/03	2.000% - +1.0%AF	415,000	217,771	5,018.17	2024	36/91	MBC - DEP	BRM
Mineral Wells PSD 03-A Sewer Reserve	10/30/03				25,229.10				
Mineral Wells PSD 10 Sewer Ref Revenue	01/07/10	4.70%	1,041,700	771,367	15,814.64	2025	99/99	MBC-BBT:BH	BRM
Mineral Wells PSD 10 Sewer Ref Reserve	01/07/10				94,386.67				
Mineral Wells PSD 12-A Sewer Reserve	04/13/12				26,758.20				
Mineral Wells PSD 13-A Sewer Reserve	07/17/13				0.00				
Mineral Wells PSD 85-B Sewer Revenue	12/02/85	0.00%	589,625	170,681	16,300.04	2025	10/	MBC - BNY2	BRD
Mineral Wells PSD 85-B Sewer Reserve	12/02/85				15,600.88				
Mineral Wells PSD 04-A Water Revenue	06/17/04	0.00%	3,750,000	2,824,675	9,249.72	2024	36/91	MBC - UNB	BRM
Mineral Wells PSD 04-A Water Reserve	06/17/04				99,190.70				
Mineral Wells PSD 04-B Water Reserve	06/17/04				20,406.90				

ACCOUNT NAME	ISSUE DATE	INTEREST RATE	ORIGINAL ISSUE	OUTSTANDING (06/30/15)	ACCT - BAL (06/30/15)	LAST DEBT	DEBT MONTH	PAYING AGENT	BOND I COUNSEL
Mineral Wells PSD 09-A Water Reserve	10/22/09				13,454.89				
Mineral Wells PSD 13 Water Reserve	06/21/13				0.00				
Mingo County PSD 05-A Sewer Revenue	11/09/05	0.00%	2,552,180	2,005,284	16,533.62	2045	36/91	MBC - UNB	S&J
Mingo County PSD 05-A Sewer Reserve	11/09/05				55,848.50				
Mingo County PSD 00-A Water Reserve	08/28/00				61,233.00				
Mingo County PSD 00-B Water Reserve	08/28/00				55,666.68				
Mingo County PSD 00-C Water Revenue	08/28/00	5.80%	2,853,436	2,443,194	138,063.47	2039	10/04	MBC - BNY	S&J
Mingo County PSD 00-C Water Reserve	08/28/00				193,756.89				
Mingo County PSD 00-D Water Revenue	08/28/00	5.80%	715,000	612,205	34,944.67	2039	10/04	MBC - BBT	S&J
Mingo County PSD 00-D Water Reserve	08/28/00				48,222.71				
Mingo County PSD 00-E Water Revenue	08/28/00	0.00%	8,916,818	5,905,166	107,806.73	2040	36/91	MBC - UNB	S&J
Mingo County PSD 00-E Water Reserve	08/28/00				242,131.64				
Mingo County PSD 01-A Water Revenue	03/09/01	0.00%	837,540	547,614	9,718.93	2040	36/91	MBC - UNB	S&J
Mingo County PSD 01-A Water Reserve	03/09/01				24,447.76				
Mingo County PSD 10-A Water Reserve	01/12/10				20,472.05				
Mingo County PSD 11-A Water Reserve	02/10/11				19,767.44				
Mingo County PSD 11-B Water Reserve	02/10/11				2,209.37				
Mingo County PSD 12-A Water Reserve	01/17/12				7,769.08				
Mingo County PSD 12-B Water Reserve	06/18/12				3,114.63				
Mingo County PSD 15-A Water Reserve	03/26/15				0.00				
Monongalia County Schools 12 Ref GO	07/10/12	1.750% - 5.000%	42,615,000	38,065,000	746.40	2033	05/11	MBC - DTC	BRM
Monongalia County Schools 12 Ref GO Sur	07/10/12				1,629,915.08				
Moorefield/Hardy Cty 12-A Sewer Revenue	03/26/12	0.000% - +0.5%AF	16,500,000	16,062,912	39,906.67	2052	36/91	MBC - DEP	S&J
Moorefield/Hardy Cty 12-A Sewer Reserve	03/26/12				47,358.45				
Monongah 98-A Sewer Revenue	10/29/98	0.00%	1,982,400	1,197,163	9,992.92	2038	36/91	MBC - UNB	S&J
Monongah 98-A Sewer Reserve	10/29/98				52,526.69				
Monongah 10-A Water Reserve	04/15/10				66,124.15				

ACCOUNT NAME	ISSUE DATE	INTEREST RATE	ORIGINAL ISSUE	OUTSTANDING (06/30/15)	ACCT - BAL (06/30/15)	LAST DEBT	DEBT MONTH	PAYING AGENT	BOND I COUNSEL
Monongah 10-B Water Reserve	04/15/10				3,489.04				
Monumental PSD 06-A Water Reserve	02/24/06				33,708.46				
Montgomery 09 Sewer Reserve	09/10/09				6,416.85				
Montgomery 87-A Sewer Revenue	10/27/87	8.38%	1,164,146	756,466	61,705.68	2026	10/04	MBC - BNY	H&P
Montgomery 87-A Sewer Reserve	10/27/87				102,373.02				
Montgomery 87-B Sewer Revenue	10/27/87	0.00%	285,539	90,170	21,300.69	2026	10/	MBC - BNY2	H&P
Montgomery 87-B Sewer Reserve	10/27/87				9,219.41				
Montgomery 93-A Sewer Revenue	01/19/93	7.75%	648,387	492,930	29,360.19	2031	10/04	MBC - BNY	H&P
Montgomery 93-A Sewer Reserve	01/19/93				53,146.28				
Montgomery 93-B Sewer Revenue	01/19/93	0.00%	21,613	9,421	730.78	2031	10/	MBC - BNY2	H&P
Montgomery 93-B Sewer Reserve	01/19/93				680.67				
Montgomery 96-A Sewer Revenue	05/02/96	2.000% - +1.0%AF	175,000	12,970	2,876.83	2016	36/91	MBC - DEP	H&P
Montgomery 96-A Sewer Reserve	05/02/96				10,549.41				
Moorefield 09-A Sewer Revenue	03/03/09	0.00%	511,051	422,524	2,563.06	2042	36/91	MBC - UNB	JK
Moorefield 09-A Sewer Reserve	03/03/09				15,423.88				
Moorefield 87-A Sewer Revenue	11/20/87	8.38%	156,720	101,836	6,200.47	2026	10/04	MBC - BNY	JK
Moorefield 87-A Sewer Reserve	11/20/87				13,783.20				
Moorefield 87-B Sewer Revenue	11/20/87	0.00%	38,440	12,139	4,089.69	2026	10/	MBC - BNY2	JK
Moorefield 87-B Sewer Reserve	11/20/87				2,267.12				
Moorefield 99-A Sewer Revenue	03/17/99	0.000% - +1.0%AF	1,400,000	367,500	12,833.30	2020	36/91	MBC - DEP	S&J
Moorefield 99-A Sewer Reserve	03/17/99				70,925.43				
Moorefield 07-A Water Revenue	03/01/07	4.100% - 5.000%	3,155,000	2,825,000	65,712.41	2042	03/09	MBC - DTC	S&J
Moorefield 07-A Water Reserve	03/01/07				194,361.44				
Moorefield 87-A Water Revenue	11/20/87	8.38%	443,275	288,044	17,456.74	2026	10/04	MBC - BNY	JK
Moorefield 87-A Water Reserve	11/20/87				38,982.67				
Moorefield 87-B Water Revenue	11/20/87	0.00%	108,725	34,334	4,921.31	2026	10/	MBC - BNY2	JK
Moorefield 87-B Water Reserve	11/20/87				2,875.21				

ACCOUNT NAME	ISSUE DATE	INTEREST RATE	ORIGINAL ISSUE	OUTSTANDING (06/30/15)	ACCT - BAL (06/30/15)	LAST DEBT	DEBT MONTH	PAYING AGENT	BOND I COUNSEL
Moorefield 92-A Water Revenue	05/28/92	7.75%	1,451,613	1,103,573	47,070.31	2031	10/04	MBC - BNY	S&J
Moorefield 92-A Water Reserve	05/28/92				118,983.34				
Moorefield 92-B Water Revenue	05/28/92	0.00%	48,387	21,092	1,640.76	2031	10/	MBC - BNY2	S&J
Moorefield 92-B Water Reserve	05/28/92				1,246.72				
Morgantown 12 Parking Ref Revenue	12/20/12	2.50%	3,534,000	2,626,635	37,925.07	2021	06/12	MBC-UB:BH	S&J
Morgantown 00-A Water & Sewer Revenue	02/29/00	0.000% - +0.5%AF	7,842,000	3,476,335	28,841.93	2026	36/91	MBC - DEP	S&J
Morgantown 00-A Water & Sewer Reserve	02/29/00		SURETY BD		0.00				
Morgantown 00-B Water & Sewer Revenue	02/29/00	0.00%	2,488,000	1,604,074	5,971.47	2039	36/91	MBC - UNB	S&J
Morgantown 00-B Water & Sewer Reserve	02/29/00		SURETY BD		0.00				
Morgantown 01-A Water & Sewer Revenue	02/08/01	3.00%	3,812,470	167,811	45,126.22	2015	36/91	MBC - UNB	S&J
Morgantown 01-A Water & Sewer Reserve	02/08/01		SURETY BD		1.91				
Morgantown 06-A Water & Sewer Revenue	06/30/06	2.000% - +1.0%AF	6,410,191	4,450,906	37,246.99	2028	36/91	MBC - DEP	S&J
Morgantown 06-A Water & Sewer Reserve	06/30/06		SURETY BD		0.00				
Morgantown 07-A Water & Sewer Revenue	08/14/07	2.000% - +1.0%AF	8,500,000	6,478,097	48,360.87	2029	36/91	MBC - DEP	S&J
Morgantown 07-A Water & Sewer Reserve	08/14/07		SURETY BD		0.00				
Morgantown 10-A Water & Sewer Revenue	01/28/10	5.000% - 6.375%	37,950,000	37,950,000	194,275.92	2040	06/12	MBC - DTC	S&J
Morgantown 10-A Water & Sewer Reserve	01/28/10		SURETY BD		0.00				
Morgantown 10-C Water & Sewer Revenue	01/28/10	2.000% - +1.0%AF	15,380,227	13,611,284	175,775.45	2032	36/91	MBC - DEP	S&J
Morgantown 10-C Water & Sewer Reserve	01/28/10				935,000.94				
Morgantown 10-D Water & Sewer Revenue	01/28/10	2.00%	9,317,286	8,245,667	112,939.73	2032	36/91	MBC - BPH	S&J
Morgantown 10-D Water & Sewer Reserve	01/28/10				666,719.45				
Morgantown 10-E Water & Sewer Revenue	01/28/10	2.00%	100,000	88,498	1,019.33	2032	36/91	MBC - BPH	S&J
Morgantown 10-E Water & Sewer Reserve	01/28/10				6,090.16				
Morgantown 10-F Water & Sewer Revenue	01/28/10	1.500% - 3.200%	7,250,000	4,280,000	616,474.40	2018	06/12	MBC - DTC	S&J
Morgantown 10-F Water & Sewer Reserve	01/28/10		SURETY BD		0.00				
Morgantown 12-A Water & Sewer Revenue	08/24/12	0.500% - +0.5%AF	570,000	547,916	1,828.66	2044	36/91	MBC - BPH	S&J
Morgantown 12-A Water & Sewer Reserve	08/24/12				2,730.27				

ACCOUNT NAME	ISSUE DATE	INTEREST RATE	ORIGINAL ISSUE	OUTSTANDING (06/30/15)	ACCT - BAL (06/30/15)	LAST DEBT	DEBT MONTH	PAYING AGENT	BOND I COUNSEL
Morgantown 12-C Water & Sewer Revenue	10/05/12	1.500% - 4.000%	2,330,000	2,145,000	88,934.47	2032	10/04	MBC - DTC	S&J
Morgantown 12-C Water & Sewer Reserve	10/05/12				166,075.18				
Morgantown 13-A (Canyon PSD) W & S Rev	08/22/13	0.00%	4,605,260	4,342,100	29,782.34	2048	36/91	MBC - UNB	S&J
Morgantown 13-A (Canyon PSD) W & S Res	08/22/13				132,057.20				
Morgantown 14-B Water & Sewer Revenue	07/23/14	3.16%	505,421	490,456	2,831.27	2034	99/99	MBC-JPMC:BH	S&J
Morgantown 14-B Water & Sewer Reserve	07/23/14				3,130.69				
Morgantown 15-A Water & Sewer Revenue	03/31/15	7.75%	104,584	104,584	5,448.66	2031	10/04	MBC - BNY	BRM
Morgantown 15-A Water & Sewer Reserve	03/31/15				11,309.52				
Morgantown 15-B Water & Sewer Revenue	03/31/15	0.00%	1,999	1,999	123.10	2031		MBC - BNY2	BRM
Morgantown 15-B Water & Sewer Reserve	03/31/15				138.75				
Morgantown 15-C Water & Sewer Revenue	03/31/15	0.000% - +0.5%AF	#6,083,838	6,030,471	20,631.06	2043	36/91	MBC - DEP	G&G
Morgantown 15-C Water & Sewer Reserve	03/31/15				213,545.45				
Morgantown 15-D Water & Sewer Revenue	03/31/15	0.000% - +.25%AF	1,533,890	1,522,854	3,892.81	2049	36/91	MBC - DEP	S&J
Morgantown 15-D Water & Sewer Reserve	03/31/15				16,934.27				
Morgantown 15-E Water & Sewer Revenue	06/11/15		#662,300	25,500	0.00		36/91	MBC - DEP	
Morgantown 95 Water & Sewer Revenue	04/27/95	2.000% - +1.0%AF	1,601,477	48,313	21,818.14	2015	36/91	MBC - DEP	S&J
Morgantown 95 Water & Sewer Reserve	04/27/95				0.00				
Moundsville 11-A Sewer Revenue	06/09/11	2.000% - +1.0%AF	3,678,601	3,334,172	27,156.64	2033	36/91	MBC - DEP	S&J
Moundsville 11-A Sewer Reserve	06/09/11				52,193.26				
Moundsville 87-A Sewer Revenue	11/18/87	8.38%	1,846,978	1,200,176	84,261.03	2026	10/04	MBC - BNY	S&J
Moundsville 87-A Sewer Reserve	11/18/87				162,419.62				
Moundsville 87-B Sewer Revenue	11/18/87	0.00%	453,022	143,060	11,496.53	2026	10/	MBC - BNY2	S&J
Moundsville 87-B Sewer Reserve	11/18/87				11,931.18				
Moundsville 05-A Water Reserve	12/21/05				195,489.36				
Moundsville 05-B Water Revenue	12/21/05	5.20%	9,745,000	8,420,754	282,451.70	2035	10/04	MBC - BNY	S&J
Moundsville 05-B Water Reserve	12/21/05				501,438.61				
Mountain Top PSD 09-A Water Ref Revenue	01/23/09	3.86%	270,000	54,983	3,330.78	2016	99/99	MBC - BBT:BH	S&J

ACCOUNT NAME	ISSUE DATE	INTEREST RATE	ORIGINAL ISSUE	OUTSTANDING (06/30/15)	ACCT - BAL (06/30/15)	LAST DEBT	DEBT MONTH	PAYING AGENT	BOND I COUNSEL
Mountain Top PSD 09-A Water Ref Reserve	01/23/09				39,947.36				
Mountain Top PSD 09-B Water Revenue	01/23/09	0.00%	2,673,000	2,343,198	5,791.50	2049	36/91	MBC - UNB	S&J
Mountain Top PSD 09-B Water Reserve	01/23/09				33,590.57				
Mt Hope 02-A Water & Sewer Revenue	12/01/02	4.000% - 5.700%	1,285,000	385,000	39,477.72	2031	03/09	MBC - DTC	JK
Mt Hope 02-A Water & Sewer Reserve	12/01/02				120,298.19				
Mt Hope 07-A Water & Sewer Revenue	11/28/07	0.000% - +.5%AF	646,600	511,875	7,312.05	3039	36/91	MBC - DEP	JK
Mt Hope 07-A Water & Sewer Reserve	11/28/07				15,814.01				
Mt Hope 99-A Water & Sewer Revenue	05/20/99	0.000% - +1.0%AF	1,490,000	391,125	6,839.03	2020	36/91	MBC - DEP	JK
Mt Hope 99-A Water & Sewer Reserve	05/20/99				74,526.33				
Mt Zion PSD 95-A Sewer Reserve	06/21/95				0.00				
Mt Zion PSD 95-B Sewer Reserve	06/21/95				0.00				
Mt Zion PSD 10-A Water Reserve	04/26/10				-0.45				
Mt Zion PSD 10-B Water Reserve	04/26/10				0.00				
Mt Zion PSD 84 Water Reserve	02/02/84				2,060.37				
Mt Zion PSD 98 Water Reserve	05/20/98				184.25				
Mullens 98-B Sewer Revenue	12/17/98	0.00%	2,586,300	2,282,028	25,261.95	2030	36/91	MBC - UNB	JK
Mullens 98-B Sewer Reserve	12/17/98				32,874.72				
Nettie Leivasy PSD 00 Water Revenue	08/29/00	5.80%	386,000	328,113	10,615.28	2039	10/04	MBC - BNY	S&J
Nettie Leivasy PSD 00 Water Reserve	08/29/00				25,191.81				
Nettie Leivasy PSD 11-A Water Revenue	03/02/11	0.00%	#2,000,000	1,843,276	4,333.43	2051	36/91	MBC - UNB	S&J
Nettie Leivasy PSD 11-A Water Reserve	03/02/11				14,725.04				
Nettie Leivasy PSD 11-B Water Revenue	03/02/11	0.000% - +1.0%AF	3,073,000	2,791,301	9,836.08	2042	36/91	MBC - BPH	S&J
Nettie Leivasy PSD 11-B Water Reserve	03/02/11				29,035.70				
Nettie Leivasy PSD 11-C Water Revenue	09/29/11	0.00%	1,000,000	947,712	2,180.41	2051	36/91	MBC - UNB	S&J
Nettie Leivasy PSD 11-C Water Reserve	09/29/11				26,163.59				
New Creek PSD 87-A Sewer Revenue	08/17/87	8.38%	200,757	130,453	10,668.63	2026	10/04	MBC - BNY	S&J
New Creek PSD 87-A Sewer Reserve	08/17/87				17,655.00				

ACCOUNT NAME	ISSUE DATE	INTEREST RATE	ORIGINAL ISSUE	OUTSTANDING (06/30/15)	ACCT - BAL (06/30/15)	LAST DEBT	DEBT MONTH	PAYING AGENT	BOND I COUNSEL
New Creek PSD 87-B Sewer Revenue	08/17/87	0.00%	49,243	15,551	3,067.74	2026	10/	MBC - BNY2	S&J
New Creek PSD 87-B Sewer Reserve	08/17/87				2,223.68				
New Creek Water 04-B Water Revenue	11/18/04	0.00%	1,095,000	837,353	4,903.68	2044	36/91	MBC - UNB	S&J
New Creek Water 04-B Water Reserve	11/18/04				26,663.23				
New Creek Water 04-C Water Revenue	11/18/04	3.00%	286,000	178,093	3,266.88	2026	36/91	MBC - UNB	S&J
New Creek Water 04-C Water Reserve	11/18/04				17,759.83				
New Cumberland 04-A Water & Sewer Rev	06/18/04	0.00%	238,600	176,290	1,124.63	2044	36/91	MBC - UNB	S&J
New Cumberland 04-A Water & Sewer Res	06/18/04				6,090.80				
New Cumberland 09-A Water & Sewer Rev	12/15/09	5.00%	764,000	640,155	35,851.03	2029	10/04	MBC - BBT	S&J
New Cumberland 09-A Water & Sewer Res	12/15/09				33,968.20				
New Cumberland 94-A Water & Sewer Rev	10/27/94	6.75%	647,121	502,004	25,646.93	2033	10/04	MBC - BNY	S&J
New Cumberland 94-A Water & Sewer Res	10/27/94				47,684.86				
New Cumberland 94-B Water & Sewer Rev	10/27/94	0.00%	498,666	18,699	4,730.65	2016	36/91	MBC - DEP	S&J
New Cumberland 94-B Water & Sewer Res	10/27/94				27,386.46				
New Haven 10-A Sewer Ref Revenue	11/09/10	3.69%	370,000	182,631	4,265.47	2019	99/99	MBC-BBT:BH	S&J
New Haven 10-A Sewer Ref Reserve	11/09/10				19,732.35				
New Haven 10-B Sewer Ref Revenue	12/16/10	0.00%	3,277,500	2,922,431	9,800.60	2042	36/91	MBC - DEP	S&J
New Haven 10-B Sewer Ref Reserve	12/16/10				37,221.33				
New Haven 82-B Sewer Sub Revenue	10/27/82	0.00%	89,500	12,095	2,448.77	2019	10/	MBC - BNY2	JK
New Haven 03-A & B Water Reserve	09/05/03				33,525.66				
New Haven PSD 00-A Water Revenue	03/02/00	0.000% - +1.0%AF	1,241,000	651,506	4,253.22	2031	36/91	MBC - BPH	S&J
New Haven PSD 00-A Water Reserve	03/02/00		LTR/CREDIT		0.00				
New Haven PSD 00-B Water Revenue	03/02/00	0.00%	9,004,675	5,714,478	20,259.70	2040	36/91	MBC - UNB	S&J
New Haven PSD 00-B Water Reserve	03/02/00		LTR/CREDIT		0.00				
New Haven PSD 00-C Water Revenue	09/21/00	AF+4.5%- 5.875%	1,605,000	1,350,000	22,116.17	2040	06/12	MBC - BNY	S&J
New Haven PSD 00-C Water Reserve	09/21/00		LTR/CREDIT		0.00				
New Haven PSD 00-D Water Revenue	09/21/00	0.000% - +1.0%AF	767,354	409,234	2,605.47	2031	36/91	MBC - BPH	S&J

ACCOUNT NAME	ISSUE DATE	INTEREST RATE	ORIGINAL ISSUE	OUTSTANDING (06/30/15)	ACCT - BAL (06/30/15)	LAST DEBT	DEBT MONTH	PAYING AGENT	BOND I COUNSEL
New Haven PSD 00-D Water Reserve	09/21/00		LTR/CREDIT		0.00				
New Haven PSD 01-A Water Revenue	03/29/01	0.00%	995,325	657,140	2,241.65	2041	36/91	MBC - UNB	S&J
New Haven PSD 01-A Water Reserve	03/29/01		LTR/CREDIT		0.00				
New Haven PSD 01-B Water Revenue	03/29/01	0.000% - +1.0%AF	732,646	409,035	2,460.75	2032	36/91	MBC - BPH	S&J
New Haven PSD 01-B Water Reserve	03/29/01		LTR/CREDIT		0.00				
New Haven PSD 07-A Water Reserve	10/23/07		LTR/CREDIT		0.00				
New Haven PSD 09-A Water Revenue	01/16/09	0.00%	802,000	684,493	1,703.00	2048	36/91	MBC - UNB	S&J
New Haven PSD 09-A Water Reserve	01/16/09		LTR/CREDIT		0.00				
New Haven PSD 09-B Water Revenue	08/12/09	0.00%	#680,000	572,318	1,665.38	2049	36/91	MBC - UNB	S&J
New Haven PSD 09-B Water Reserve	08/12/09		LTR/CREDIT		0.00				
New Martinsville 97-A Water & Sewer Rev	03/13/97	0.000% - +1.0%AF	385,000	72,188	11,424.48	2019	36/91	MBC - DEP	JK
New Martinsville 97-A Water & Sewer Res	03/13/97				24,869.33				
New Martinsville 97-B Water & Sewer Rev	03/13/97	0.00%	6,720,000	3,846,316	72,298.24	2037	36/91	MBC - UNB	JK
New Martinsville 97-B Water & Sewer Res	03/13/97				227,215.98				
New Martinsville 97-C Water & Sewer Rev	03/13/97	1.00%	420,000	420,000	0.00	2037	36/91	MBC - UNB	JK
New Martinsville 97-C Water & Sewer Res	03/13/97				0.00				
Newburg 02 Sewer Reserve	05/03/02				6,062.20				
Newburg 08-A Water Revenue	08/05/08	0.00%	522,000	450,348	1,128.21	2048	36/91	MBC - UNB	S&J
Newburg 08-A Water Reserve	08/05/08				7,281.23				
Newburg 10-A Water Reserve	07/19/10				5,517.82				
Nitro 00-A Sewer Revenue	06/28/00	0.000% - +0.5%AF	2,050,000	1,110,395	6,179.74	2031	36/91	MBC - DEP	VLF
Nitro 00-A Sewer Reserve	06/28/00				68,356.33				
Nitro 01-A Sewer Revenue	06/05/01	0.000% - +0.5%AF	543,800	299,072	1,764.40	2031	36/91	MBC - DEP	VLF
Nitro 01-A Sewer Reserve	06/05/01				18,134.59				
Nitro 09-A Sewer Revenue	11/12/09	0.000% - +1.0%AF	1,910,778	1,528,618	8,773.05	2031	36/91	MBC - DEP	VLF
Nitro 09-A Sewer Reserve	11/12/09				39,044.25				
Nitro 96-A Sewer Revenue	12/10/96	2.000% - +1.0%AF	4,575,502	807,912	35,365.42	2018	36/91	MBC - DEP	V&W

ACCOUNT NAME	ISSUE DATE	INTEREST RATE	ORIGINAL ISSUE	OUTSTANDING (06/30/15)	ACCT - BAL (06/30/15)	LAST DEBT	DEBT MONTH	PAYING AGENT	BOND I COUNSEL
Nitro 96-A Sewer Reserve	12/10/96				278,154.66				
North Beckley PSD 03-A Sewer Revenue	09/29/03	0.000% - +0.5%AF	5,307,741	3,538,480	36,962.09	2035	36/91	MBC - DEP	BRM
North Beckley PSD 03-A Sewer Reserve	09/29/03				177,704.94				
North Beckley PSD 09-A Sewer Revenue	10/29/09	0.000% - +1.0%AF	4,544,324	3,900,534	27,330.12	2041	36/91	MBC - DEP	S&J
North Beckley PSD 09-A Sewer Reserve	10/29/09				152,107.59				
North Beckley PSD 15 Sewer Revenue	05/07/15	1.64%	210,000	204,249	5,980.64	2018	99/99	MBC:BBT:BH	STB
North Beckley PSD 15-B Sewer Revenue	06/18/15	1.00%	#2,354,862	142,120	0.00	2055	36/91	MBC - UNB	STB
North Beckley PSD 15-B Sewer Reserve	06/18/15				0.00				
North Beckley PSD 99 Sewer Revenue	01/28/99	0.000% - +1.0%AF	8,090,898	2,022,720	59,059.22	2020	36/91	MBC - DEP	BRM
North Beckley PSD 99 Sewer Reserve	01/28/99				406,320.13				
North Hills 04 Sewer Reserve	02/19/04				67,462.67				
Northern Jackson Cty PSD 10-A Sewer Rev	09/01/10	1.00%	550,000	514,042	1,442.92	2050	36/91	MBC - UNB	G&G
Northern Jackson Cty PSD 10-A Sewer Res	09/01/10				5,342.97				
Northern Jackson Cty PSD 05-A Water Rev	06/23/05	0.00%	2,035,472	1,586,082	8,876.19	2045	36/91	MBC - UNB	G&G
Northern Jackson Cty PSD 05-A Water Res	06/23/05				52,982.63				
Northern Jackson Cty PSD 05-B Water Res	06/23/05				45,202.68				
Northern Jackson Cty PSD 05-C Water Res	06/23/05				5,409.42				
Northern Jackson Cty PSD 12-A Water Rev	07/24/12	0.00%	#1,910,000	1,816,007	4,175.42	2052	36/91	MBC - UNB	G&G
Northern Jackson Cty PSD 12-A Water Res	07/24/12				6,659.34				
Northern Jackson Cty PSD 95 Water Res	12/15/95				6,888.06				
Northern Jackson Cty PSD 99 Water Res	06/24/99				32,777.51				
Northern Wayne Cty PSD 01-A S Design Rev	01/30/01	0.000% - +0.5%AF	497,857	277,960	14,194.39	2032	36/91	MBC - DEP	S&J
Northern Wayne Cty PSD 01-A S Design Res	01/30/01				16,604.21				
Northern Wayne Cty PSD 02A Sewer Ref Rev	12/01/02	3.500% - 5.500%	1,860,000	1,250,000	119,558.99	2029	03/09	MBC - DTC	S&J
Northern Wayne Cty PSD 02A Sewer Ref Res	12/01/02				144,393.77				
Northern Wayne Cty PSD 05-A Sewer Rev	10/04/05	0.000% - +0.5%AF	4,536,000	3,250,800	83,078.80	2036	36/91	MBC - DEP	S&J
Northern Wayne Cty PSD 05-A Sewer Res	10/04/05				151,242.11				

ACCOUNT NAME	ISSUE DATE	INTEREST RATE	ORIGINAL ISSUE	OUTSTANDING (06/30/15)	ACCT - BAL (06/30/15)	LAST DEBT	DEBT MONTH	PAYING AGENT	BOND I COUNSEL
Northern Wayne Cty PSD 89-A Sewer Rev	03/16/89	8.40%	2,354,914	1,726,917	142,691.46	2029	10/04	MBC - BNY	JK
Northern Wayne Cty PSD 89-A Sewer Res	03/16/89				206,723.73				
Northern Wayne Cty PSD 89-C Sewer Rev	03/16/89	0.00%	349,086	134,264	10,820.07	2029	10/	MBC - BNY2	JK
Northern Wayne Cty PSD 89-C Sewer Res	03/16/89				8,954.51				
Norton-Harding-Jimtown PSD 06A Sewer Rev	10/12/06	0.00%	333,000	268,530	718.18	2046	36/91	MBC - UNB	S&J
Norton-Harding-Jimtown PSD 06A Sewer Res	10/12/06				6,580.75				
Norton-Harding-Jimtown PSD 13A Sewer Rev	05/06/13	2.00%	#1,000,000	896,895	4,948.65	2044	36/91	MBC - UNB	S&J
Norton-Harding-Jimtown PSD 13A Sewer Res	05/06/13				44,434.17				
Norton-Harding-Jimtown PSD 04A Water Rev	11/30/04	4.90%	117,237	48,332	8,127.14	2019	04/10	MBC - BBT	S&J
Norton-Harding-Jimtown PSD 04A Water Res	11/30/04				11,140.11				
Norton-Harding-Jimtown PSD 04B Water Rev	11/30/04	5.50%	105,336	71,530	4,957.02	2026	04/10	MBC - BBT	S&J
Norton-Harding-Jimtown PSD 04B Water Res	11/30/04				8,305.58				
Norton-Harding-Jimtown PSD 04C Water Rev	11/30/04	6.00%	798,427	735,177	22,479.02	2044	04/10	MBC - BBT	S&J
Norton-Harding-Jimtown PSD 04C Water Res	11/30/04				53,414.43				
Norton-Harding-Jimtown PSD 07A Water Res	09/26/07				30,392.04				
Norton-Harding-Jimtown PSD 99A Water Rev	02/23/99	0.00%	1,380,000	836,882	5,958.49	2038	36/91	MBC - UNB	S&J
Norton-Harding-Jimtown PSD 99A Water Res	02/23/99				35,631.64				
Nutter Fort 02 Sewer Revenue	06/04/02	0.000% - +0.5%AF	1,053,812	558,514	4,879.14	2028	36/91	MBC - DEP	S&J
Nutter Fort 02 Sewer Reserve	06/04/02				51,064.34				
Nutter Fort 03 Sewer Revenue	07/30/03	0.00%	328,000	177,120	5,325.36	2028	36/91	MBC - UNB	S&J
Nutter Fort 03 Sewer Reserve	07/30/03				15,611.68				
Nutter Fort 09-A Water Revenue	02/17/09	0.00%	1,815,000	1,579,280	3,894.61	2048	36/91	MBC - UNB	S&J
Nutter Fort 09-A Water Reserve	02/17/09				47,145.42				
Oak Hill 03 Stormwater Revenue	08/20/03	4.29%	1,035,000	276,347	8,508.31	2018	99/99	MBC-BBT:BH	BRM
Oak Hill 03 Stormwater Reserve	08/20/03				93,490.42				
Oak Hill 07 Stormwater Revenue	06/20/07	4.28%	1,050,000	573,621	8,811.96	2022	99/99	MBC-BBT:BH	BRM
Oak Hill 07 Stormwater Reserve	06/20/07				76,894.90				

ACCOUNT NAME	ISSUE DATE	INTEREST RATE	ORIGINAL ISSUE	OUTSTANDING (06/30/15)	ACCT - BAL (06/30/15)	LAST DEBT	DEBT MONTH	PAYING AGENT	BOND I COUNSEL
Oak Hill 88-A Sewer Revenue	08/25/88	9.00%	1,764,285	1,280,778	78,698.26	2028	10/04	MBC - BNY	S&J
Oak Hill 88-A Sewer Reserve	08/25/88				164,514.12				
Oak Hill 88-B Sewer Revenue	08/25/88	0.00%	441,071	158,321	13,918.03	2028	10/	MBC - BNY2	S&J
Oak Hill 88-B Sewer Reserve	08/25/88				19,391.28				
Oak Hill 91-A Sewer Revenue	03/28/91	8.10%	1,817,920	1,321,221	75,139.60	2029	10/04	MBC - BNY	S&J
Oak Hill 91-A Sewer Reserve	03/28/91				155,312.57				
Oak Hill 91-B Sewer Revenue	03/28/91	0.00%	82,080	32,400	2,232.79	2029	10/	MBC - BNY2	S&J
Oak Hill 91-B Sewer Reserve	03/28/91				3,702.66				
Oak Hill 96-A Sewer Revenue	08/20/96	2.000% - +1.0%AF	1,000,000	118,886	7,323.90	2017	36/91	MBC - DEP	S&J
Oak Hill 96-A Sewer Reserve	08/20/96				60,815.07				
Oakland PSD 12-A Water Revenue	05/24/12	0.000% - +1.0%AF	#3,014,455	2,723,460	9,645.90	2044	36/91	MBC - BPH	S&J
Oakland PSD 12-A Water Reserve	05/24/12				13,400.41				
Oakland PSD 95 Water Revenue	06/28/95	6.75%	579,740	449,733	22,279.58	2033	10/04	MBC - BNY	G&G
Oakland PSD 95 Water Reserve	06/28/95				42,713.20				
Oakvale Road PSD 02-A Water Revenue	06/04/02	0.00%	558,620	377,068	1,224.27	2042	36/91	MBC - UNB	S&J
Oakvale Road PSD 02-A Water Reserve	06/04/02		LTR/CREDIT		0.00				
Oakvale Road PSD 11-A Water Revenue	09/08/11	0.00%	3,400,000	3,243,417	7,401.15	2051	36/91	MBC - UNB	S&J
Oakvale Road PSD 11-A Water Reserve	09/08/11		LTR/CREDIT		0.00				
Oakvale Road PSD 96 Water Revenue	12/04/96	3.00%	12,700,000	8,705,004	56,667.72	2037	36/91	MBC - UNB	S&J
Oakvale Road PSD 96 Water Reserve	12/04/96		LTR/CREDIT		0.00				
Oakvale Road PSD 99-A Water Revenue	04/23/99	3.00%	#1,268,489	933,605	7,322.41	2039	36/91	MBC - UNB	S&J
Oakvale Road PSD 99-A Water Reserve	04/23/99		LTR/CREDIT		0.00				
Oakvale Road PSD 99-B Water Revenue	11/04/99	3.00%	731,511	542,514	7,531.93	2039	36/91	MBC - UNB	S&J
Oakvale Road PSD 99-B Water Reserve	11/04/99				31,570.00				
Oceana 00-A Sewer Revenue	06/16/00	0.000% - +0.5%AF	5,364,000	2,994,900	7.00	2032	36/91	MBC - DEP	S&J
Oceana 00-A Sewer Reserve	06/16/00				170,457.07				
Oceana 00-B Sewer Revenue	06/16/00	0.00%	7,273,500	4,753,900	7.00	2040	36/91	MBC - UNB	S&J

ACCOUNT NAME	ISSUE DATE	INTEREST RATE	ORIGINAL ISSUE	OUTSTANDING (06/30/15)	ACCT - BAL (06/30/15)	LAST DEBT	DEBT MONTH	PAYING AGENT	BOND I COUNSEL
Oceana 00-B Sewer Reserve	06/16/00				181,910.09				
Oceana 92-A Sewer Revenue	11/18/92	7.75%	952,364	724,025	20,677.65	2031	10/04	MBC - BNY	G&G
Oceana 92-A Sewer Reserve	11/18/92				78,056.00				
Oceana 92-B Sewer Revenue	11/18/92	0.00%	31,746	13,838	474.68	2031	10/	MBC - BNY2	G&G
Oceana 92-B Sewer Reserve	11/18/92				813.66				
Oceana 96 Water Rev & Ref Revenue	09/20/96	6.25%	2,172,800	1,729,952	77,203.39	2035	10/04	MBC - BNY	G&G
Oceana 96 Water Rev & Ref Reserve	09/20/96				150,325.54				
Ohio County Develop 11-A Water Rev	02/28/11	3.00%	1,600,000	1,448,256	33,351.46	2032	36/91	MBC - UNB	JK
Ohio County Develop 11-A Water Res	02/28/11				28,456.91				
Ohio County Schools 11 Ref GO	11/15/11		6,715,000	3,175,000	13,665.76	2018	06/12	MBC - DTC	S&J
Ohio County Schools 11 Ref Sur Col	11/15/11				321,863.00				
Ohio County Schools 93 GO Escrow	06/01/93	5.100% - 7.000%	14,800,000	3,380,000	8,447,601.44	2018	06/12	WESBK-WHEEL	G&G
Ohio County PSD 13-A Sewer Revenue	05/16/13	2.000% - +1.0%AF	1,605,000	1,539,043	13,347.34	2034	36/91	MBC - DEP	S&J
Ohio County PSD 13-A Sewer Reserve	05/16/13				10,571.17				
Ohio County PSD 86-A Sewer Revenue	05/16/86	9.75%	100,320	66,021	5,157.98	2025	10/04	MBC - BNY	S&J
Ohio County PSD 86-A Sewer Reserve	05/16/86				10,060.08				
Ohio County PSD 86-B Sewer Revenue	05/16/86	0.00%	49,961	14,092	3,092.18	2025	10/	MBC - BNY2	S&J
Ohio County PSD 86-B Sewer Reserve	05/16/86				2,850.83				
Ohio County PSD 88-A Sewer Revenue	09/30/88	9.00%	694,925	504,479	36,462.26	2028	10/04	MBC - BNY	S&J
Ohio County PSD 88-A Sewer Reserve	09/30/88				64,802.09				
Ohio County PSD 88-B Sewer Revenue	09/30/88	0.00%	173,731	62,356	9,346.11	2028	10/	MBC - BNY2	S&J
Ohio County PSD 88-B Sewer Reserve	09/30/88				5,187.23				
Ohio County PSD 89-A Sewer Revenue	04/03/89	8.40%	1,013,841	743,475	37,811.07	2029	10/04	MBC - BNY	S&J
Ohio County PSD 89-A Sewer Reserve	04/03/89				88,999.52				
Ohio County PSD 89-B Sewer Revenue	04/03/89	0.00%	150,288	57,803	5,442.11	2029	10/	MBC - BNY2	S&J
Ohio County PSD 89-B Sewer Reserve	04/03/89				4,489.79				
Ohio County PSD 97-A Sewer Revenue	10/15/97	0.00%	1,081,000	609,795	4,741.03	2037	36/91	MBC - UNB	S&J

ACCOUNT NAME	ISSUE DATE	INTEREST RATE	ORIGINAL ISSUE	OUTSTANDING (06/30/15)	ACCT - BAL (06/30/15)	LAST DEBT	DEBT MONTH	PAYING AGENT	BOND I COUNSEL
Ohio County PSD 97-A Sewer Reserve	10/15/97				35,671.81				
Ohio County PSD 02-A Water Revenue	05/30/02	3.00%	528,000	223,573	6,582.82	2022	36/91	MBC - UNB	S&J
Ohio County PSD 02-A Water Reserve	05/30/02				35,531.70				
Ohio County PSD 70-B & 81-C Water Res	03/10/81				202,677.21				
Ohio County PSD 92 A+B+C Water Reserve	05/16/86				78,723.76				
Paden City 11-A Sewer Reserve	02/03/11				38,082.54				
Paden City 87-A Sewer Revenue	04/28/87	8.38%	536,426	348,573	28,608.62	2026	10/04	MBC - BNY	S&J
Paden City 87-A Sewer Reserve	04/28/87				47,189.97				
Paden City 87-B Sewer Revenue	04/28/87	0.00%	131,574	41,550	5,153.57	2026	10/	MBC - BNY2	S&J
Paden City 87-B Sewer Reserve	04/28/87				4,135.69				
Paden City 01-A Water Reserve	04/26/01				86,405.32				
Paden City 82 Water Reserve	12/02/82				21,289.02				
Page-Kincaid PSD 09-A Sewer Reserve	06/11/09				12,382.34				
Page-Kincaid PSD 09-B Sewer Revenue	06/11/09	0.00%	470,000	415,064	1,016.94	2049	36/91	MBC - UNB	S&J
Page-Kincaid PSD 09-B Sewer Reserve	06/11/09				4,682.97				
Page-Kincaid PSD 13-A Sewer Reserve	06/13/13				0.00				
Page-Kincaid PSD 88-A Sewer Revenue	07/01/88	9.00%	112,000	81,306	5,601.89	2028	10/04	MBC - BNY	S&J
Page-Kincaid PSD 88-A Sewer Reserve	07/01/88				10,445.59				
Page-Kincaid PSD 88-B Sewer Revenue	07/01/88	0.00%	28,000	10,050	874.14	2028	10/	MBC - BNY2	S&J
Page-Kincaid PSD 88-B Sewer Reserve	07/01/88				1,322.68				
Page-Kincaid PSD 15-A Water Revenue	01/29/15	0.500% - +0.5%AF	#600,000	334,640	0.00	2046	36/91	MBC - BPH	S&J
Page-Kincaid PSD 15-A Water Reserve	01/29/15				0.00				
Page-Kincaid PSD 80 Water Reserve	10/14/80				56,011.20				
Page-Kincaid PSD 93 Water Reserve	04/22/93				5,665.13				
Page-Kincaid PSD 98 Water Reserve	11/13/98				14,258.86				
Parkersburg 03-A Parking Revenue	06/01/03	5.00%	670,000	215,000	13,400.59	2018	06/12	MBC - DTC	G&G
Parkersburg 03-A Parking Reserve	06/01/03				67,040.85				

ACCOUNT NAME	ISSUE DATE	INTEREST RATE	ORIGINAL ISSUE	OUTSTANDING (06/30/15)	ACCT - BAL (06/30/15)	LAST DEBT	DEBT MONTH	PAYING AGENT	BOND I COUNSEL
Parkersburg 03-A Water & Sewer Revenue	03/04/03	3.00%	4,000,000	2,096,648	22,962.57	2024	36/91	MBC - UNB	S&J
Parkersburg 03-A Water & Sewer Reserve	03/04/03				266,709.39				
Parkersburg 03-B Water & Sewer Revenue	03/04/03	5.00%	3,250,000	1,822,826	147,469.35	2023	10/04	MBC - BNY	S&J
Parkersburg 03-B Water & Sewer Reserve	03/04/03				256,471.44				
Parkersburg 03-D Water & Sewer Revenue	08/04/03	3.00%	926,000	497,081	5,540.66	2024	36/91	MBC - UNB	S&J
Parkersburg 03-D Water & Sewer Reserve	08/04/03				61,760.73				
Parkersburg 03-E Water & Sewer Revenue	08/04/03	2.000% - +1.0%AF	4,326,705	2,270,444	24,659.58	2024	36/91	MBC - DEP	S&J
Parkersburg 03-E Water & Sewer Reserve	08/04/03				263,030.36				
Parkersburg 05-A Water & Sewer Revenue	08/01/05	3.000% - 5.000%	34,950,000	22,535,000	1,926,076.08	2025	08/02	MBC - DTC	S&J
Parkersburg 05-A Water & Sewer Reserve	08/15/05				2,624,373.35				
Parkersburg 06-C Water & Sewer Revenue	06/15/06	3.700% - 5.000%	17,425,000	8,895,000	1,232,818.83	2020	09/03	MBC - DTC	S&J
Parkersburg 06-C Water & Sewer Reserve	06/15/06				1,705,322.17				
Parkersburg 06-D Water & Sewer Ref Rev	12/14/06	0.000% - +0.5%AF	9,000,000	6,825,000	27,799.08	2038	36/91	MBC - DEP	S&J
Parkersburg 06-D Water & Sewer Ref Res	12/14/06				220,725.86				
Parkersburg 06-E Water & Sewer Revenue	12/14/06	0.000% - +0.5%AF	4,175,342	3,191,489	13,479.77	2037	36/91	MBC - DEP	S&J
Parkersburg 06-E Water & Sewer Reserve	12/14/06				146,346.32				
Parkersburg 11-A Water & Sewer Revenue	03/16/11	2.000% - +1.0%AF	5,800,000	5,195,086	33,045.25	2032	36/91	MBC - BPH	S&J
Parkersburg 11-A Water & Sewer Reserve	03/16/11				91,113.68				
Parkersburg 12-A Water & Sewer Revenue	05/23/12	0.000% - +0.5%AF	5,731,700	5,230,177	25,952.76	2033	36/91	MBC - DEP	S&J
Parkersburg 12-A Water & Sewer Reserve	05/23/12				52,553.13				
Parkersburg 14-A Water & Sewer Revenue	10/22/14	1.76%	715,513	635,521	13,005.91		99/99	MBC - BBT:BH	S&J
Parkersburg 14-B Water & Sewer Revenue	08/27/14	1.00%	#12,676,820	5,343,457	0.00	2037	36/91	MBC - UNB	S&J
Parkersburg 14-B Water & Sewer Reserve	08/27/14				0.00				
Parsons 06-A Water & Sewer Revenue	08/22/06	0.00%	454,300	363,439	2,114.93	2046	36/91	MBC - UNB	S&J
Parsons 06-A Water & Sewer Reserve	08/22/06				9,352.65				
Parsons 07-A Water & Sewer Revenue	04/24/07	0.00%	1,109,250	734,868	8,921.72	2028	36/91	MBC - UNB	S&J
Parsons 07-A Water & Sewer Reserve	04/24/07				38,438.74				

ACCOUNT NAME	ISSUE DATE	INTEREST RATE	ORIGINAL ISSUE	OUTSTANDING (06/30/15)	ACCT - BAL (06/30/15)	LAST DEBT	DEBT MONTH	PAYING AGENT	BOND I COUNSEL
Parsons 10-A Water & Sewer Revenue	05/04/10	0.00%	#1,150,000	1,025,077	2,526.59	2049	36/91	MBC - UNB	S&J
Parsons 10-A Water & Sewer Reserve	05/04/10				29,708.01				
Parsons 89-A Water & Sewer Revenue	11/22/89	8.40%	269,103	197,340	11,338.09	2029	10/04	MBC - BNY	S&J
Parsons 89-A Water & Sewer Reserve	11/22/89				23,646.08				
Parsons 89-B Water & Sewer Revenue	11/22/89	0.00%	39,891	15,343	1,989.68	2029	10/	MBC - BNY2	S&J
Parsons 89-B Water & Sewer Reserve	11/22/89				1,597.66				
Parsons 96 Water & Sewer Revenue	05/08/96	6.25%	457,500	363,601	14,810.30	2035	10/04	MBC - BNY	S&J
Parsons 96 Water & Sewer Reserve	05/08/96				31,562.69				
Paw Paw 12-A Sewer Revenue	08/24/12	0.00%	487,777	468,295	1,048.08	2051	36/91	MBC - UNB	S&J
Paw Paw 12-A Sewer Reserve	08/24/12				12,988.68				
Paw Paw Rt 19 PSD 08-A Water Reserve	06/09/08				38,634.42				
Pea Ridge PSD 00 Sewer Sys Design Rev	03/07/00	2.000% - +1.0%AF	477,000	157,126	3,040.59	2021	36/91	MBC - DEP	S&J
Pea Ridge PSD 00 Sewer Sys Design Res	03/07/00				29,008.32				
Pea Ridge PSD 03-A Sewer Revenue	08/19/03	0.000% - +0.5%AF	12,429,500	8,182,741	49,912.75	2035	36/91	MBC - DEP	S&J
Pea Ridge PSD 03-A Sewer Reserve	08/19/03				414,367.29				
Pea Ridge PSD 03-B Sewer Revenue	08/19/03	5.00%	100,000	57,351	4,617.66	2023	10/04	MBC - BNY	S&J
Pea Ridge PSD 03-B Sewer Reserve	08/19/03				8,070.77				
Pea Ridge PSD 04-A Sewer Revenue	03/01/04	3.250% - 5.100%	2,620,000	955,000	58,431.53	2020	05/11	MBC - DTC	S&J
Pea Ridge PSD 04-A Sewer Reserve	03/01/04				240,146.46				
Pea Ridge PSD 07-A Sewer Revenue	08/28/07	0.000% - +0.5%AF	1,043,821	808,948	3,095.01	2038	36/91	MBC - DEP	S&J
Pea Ridge PSD 07-A Sewer Reserve	08/28/07				23,789.89				
Pea Ridge PSD 14-A Sewer Revenue	10/22/14	0.500% - +0.5%AF	#8,156,112	5,010,450	0.00	2037	36/91	MBC - DEP	S&J
Pea Ridge PSD 14-A Sewer Reserve	10/22/14				0.00				
Pendleton Cty PSD 09-A Water Reserve	10/26/09				5,160.15				
Pennsboro 12-A Sewer Revenue	12/11/12	0.00%	443,618	434,918	1,062.85	2052	36/91	MBC - DEP	S&J
Pennsboro 12-A Sewer Reserve	12/11/12				966.80				
Petersburg 03-A Sewer Revenue	07/15/03	0.000% - +0.5%AF	4,415,311	3,132,465	21,745.39	2041	36/91	MBC - DEP	S&J

ACCOUNT NAME	ISSUE DATE	INTEREST RATE	ORIGINAL ISSUE	OUTSTANDING (06/30/15)	ACCT - BAL (06/30/15)	LAST DEBT	DEBT MONTH	PAYING AGENT	BOND I COUNSEL
Petersburg 03-A Sewer Reserve	07/15/03				119,353.79				
Petersburg 87-A Sewer Revenue	04/23/87	8.38%	650,306	422,572	29,957.77	2026	10/04	MBC - BNY	S&J
Petersburg 87-A Sewer Reserve	04/23/87				57,193.18				
Petersburg 87-B Sewer Revenue	04/23/87	0.00%	159,506	50,371	3,500.21	2026	10/	MBC - BNY2	S&J
Petersburg 87-B Sewer Reserve	04/23/87				4,199.82				
Petersburg 09-A Water Revenue	04/16/09	2.000% - +1.0%AF	2,700,000	2,182,790	19,600.49	2030	36/91	MBC - BPH	S&J
Petersburg 09-A Water Reserve	04/16/09				75,249.87				
Petersburg 09-C Water Revenue	08/13/09	0.00%	2,500,000	2,124,988	6,893.19	2040	36/91	MBC - BPH	S&J
Petersburg 09-C Water Reserve	08/13/09				38,892.79				
Petersburg 96 Water Revenue	08/29/96	6.25%	492,590	391,489	13,252.36	2035	10/04	MBC - BNY	S&J
Petersburg 96 Water Reserve	08/29/96				33,987.17				
Philippi 02 Sewer Revenue	11/12/02	0.000% - +0.5%AF	1,162,700	716,986	28,368.09	2033	36/91	MBC - DEP	S&J
Philippi 02 Sewer Reserve	11/12/02				39,117.43				
Philippi 13-A Sewer Ref Revenue	06/27/13	0.000% - +0.5%AF	#4,074,770	4,003,549	9,702.06	2053	36/91	MBC - DEP	S&J
Philippi 13-A Sewer Ref Reserve	06/27/13				6,176.37				
Philippi 09-B Water Reserve	04/16/09				125,449.86				
Philippi 11-A Water Reserve	06/09/11				66,439.78				
Philippi 11-B Water Revenue	06/09/11	0.00%	2,074,000	1,935,728	5,685.40	2043	36/91	MBC - UNB	S&J
Philippi 11-B Water Reserve	06/09/11				69,138.72				
Philippi 11-C Water Revenue	06/09/11	0.00%	1,946,000	1,843,576	4,211.74	2051	36/91	MBC - UNB	S&J
Philippi 11-C Water Reserve	06/09/11				51,213.69				
Piedmont 01-A Water Reserve	03/15/01				32,377.23				
Piedmont 01-B Water Reserve	03/15/01				11,930.77				
Pineville 08-A Water Reserve	09/15/08				35,566.42				
Pleasants Cty Devel Auth 10A W Lease Rev	06/11/10	0.00%	3,000,000	2,450,000	16,683.48	2027	36/91	MBC - UNB	JK
Pleasants Cty Devel Auth 10A W Lease Res	06/11/10				200,102.70				
Pleasants Cty Devel Auth 10B W Lease Rev	06/11/10	4.00%	100,000	89,812	5,029.99	2027	04/10	MBC - BBT	JK

ACCOUNT NAME	ISSUE DATE	INTEREST RATE	ORIGINAL ISSUE	OUTSTANDING (06/30/15)	ACCT - BAL (06/30/15)	LAST DEBT	DEBT MONTH	PAYING AGENT	BOND I COUNSEL
Pleasants Cty Devel Auth 10B W Lease Res	06/11/10				9,004.40				
Pleasants Cty Devel Auth 10C W Lease Rev	08/19/10	4.00%	900,000	808,308	46,301.19	2027	04/10	MBC - BBT	JK
Pleasants Cty Devel Auth 10C W Lease Res	08/19/10				80,953.32				
Pleasants Cty PSD 10-A Water Reserve	06/11/10				5,726.64				
Pleasants County Schools 11 GO	07/13/11	2.500% - 4.000%	18,050,000	14,280,000	11,505.42	2026	05/11	MBC - DTC	BRM
Pleasants County Schools 11 GO Sur Col	07/13/11				633,248.27				
Pleasant Hill PSD 04 Water Reserve	01/01/04				8,145.86				
Pleasant Hill PSD 12-A Water Reserve	06/28/12				1,318.99				
Pleasant Hill PSD 89 Water Reserve	10/02/89				13,918.81				
Pleasant Hill PSD 94 Water Reserve	09/09/94				7,673.95				
Pleasant Valley PSD 95 Water Revenue	12/07/95	6.75%	476,000	369,652	13,688.67	2033	10/04	MBC - BNY	S&J
Pleasant Valley PSD 95 Water Reserve	12/07/95				35,098.07				
Poca 12-A Sewer Reserve	07/23/12				2,504.76				
Poca 87-A Sewer Revenue	03/12/87	8.38%	878,743	571,010	34,271.13	2026	10/04	MBC - BNY	S&J
Poca 87-A Sewer Reserve	03/12/87				77,275.33				
Poca 87-B Sewer Revenue	03/12/87	0.00%	215,535	68,063	4,316.67	2026	10/	MBC - BNY2	S&J
Poca 87-B Sewer Reserve	03/12/87				7,456.26				
Poca 90-A Sewer Revenue	02/23/90	7.85%	214,969	153,849	7,378.31	2029	10/04	MBC - BNY	S&J
Poca 90-A Sewer Reserve	02/23/90				17,830.39				
Poca 90-B Sewer Revenue	02/23/90	0.00%	10,031	3,858	195.48	2029	10/	MBC - BNY2	S&J
Poca 90-B Sewer Reserve	02/23/90				333.66				
Pocahontas Cty PSD 08-A Sewer Revenue	12/30/08	0.00%	2,022,009	1,669,437	5,315.52	2048	36/91	MBC - UNB	S&J
Pocahontas Cty PSD 08-A Sewer Reserve	12/30/08				64,110.89				
Pocahontas Cty PSD 15-A Sewer Revenue	04/29/15	0.000% - +0.5%AF	#11,000,000	550,000	0.00	2055	36/91	MBC - DEP	S&J
Pocahontas Cty PSD 15-A Sewer Reserve	04/29/15				0.00				
Pocahontas Cty PSD 15-B Sewer Revenue	04/29/15	1.00%	#16,089,990	2,183,357	0.00	2055	36/91	MBC - UNB	S&J
Pocahontas Cty PSD 15-B Sewer Reserve	04/29/15				0.00				

ACCOUNT NAME	ISSUE DATE	INTEREST RATE	ORIGINAL ISSUE	OUTSTANDING (06/30/15)	ACCT - BAL (06/30/15)	LAST DEBT	DEBT MONTH	PAYING AGENT	BOND I COUNSEL
Pocahontas Cty PSD 11-A Water Revenue	02/24/11	0.00%	#296,250	270,592	628.07	2050	36/91	MBC - UNB	S&J
Pocahontas Cty PSD 11-A Water Reserve	02/24/11				2,549.63				
Pratt 14-A Sewer Revenue	07/23/14	0.000% - +0.5%AF	#821,878	801,966	0.00	2054	36/91	MBC - DEP	S&J
Pratt 14-A Sewer Reserve	07/23/14				0.00				
Preston County Schools 11 GO	06/02/11	2.000% - 4.000%	39,600,000	31,400,000	63,459.09	2026	05/11	MBC - DTC	BRM
Preston County Schools 11 GO Sur Col	06/02/11				1,794,385.06				
Preston County PSD #1 07-A Water Revenue	07/12/07	0.00%	#1,391,300	1,156,390	3,022.70	2047	36/91	MBC - UNB	S&J
Preston County PSD #1 07-A Water Res	07/12/07				37,785.65				
Preston County PSD #1 07-B Water Revenue	07/12/07	0.000% - +1.0%AF	806,838	632,014	2,582.60	2038	36/91	MBC - BPH	S&J
Preston County PSD #1 07-B Water Res	07/12/07				26,927.56				
Preston County PSD #1 13-A Water Revenue	08/07/13	1.00%	#500,000	482,463	1,641.26	2053	36/91	MBC - UNB	S&J
Preston County PSD #1 13-A Water Reserve	08/07/13				15,588.19				
Preston County PSD #1 95-A Water Res	09/19/95				35,613.62				
Preston County PSD #1 95-B Water Res	09/19/95				65,560.37				
Preston Cty PSD #4 (East) 97-A Water Rev	11/07/97	6.25%	290,000	232,136	9,439.36	2035	10/04	MBC - BNY	S&J
Preston Cty PSD #4 (East) 97-A Water Res	11/07/97				20,167.95				
Preston Cty PSD #4 10-A Water Rev	12/22/10	3.00%	1,030,000	859,463	5,727.13	2031	36/91	MBC - UNB	S&J
Preston Cty PSD #4 10-A Water Res	12/22/10				30,863.58				
Preston Cty PSD #4 12-A Water Rev	11/21/12	0.500% - +.50%AF	#3,903,853	3,608,177	13,849.00	2044	36/91	MBC - BPH	S&J
Preston Cty PSD #4 12-A Water Res	11/21/12				18,698.53				
Preston Cty PSD #4 13-A Water Rev	10/23/13	2.00%	#290,500	270,326	1,077.74	2045	36/91	MBC - UNB	S&J
Preston Cty PSD #4 13-A Water Res	10/23/13				107.50				
Prichard PSD 05-A Sewer Revenue	12/13/05	0.00%	817,354	646,404	1,780.70	2045	36/91	MBC - UNB	S&J
Prichard PSD 05-A Sewer Reserve	12/13/05				24,226.34				
Princeton 11 Sewer Refunding Revenue	03/03/11	0.000% - +0.5%AF	9,100,000	8,341,660	80,139.60	2042	36/91	MBC - DEP	G&G
Princeton 11 Sewer Refunding Reserve	03/03/11				83,444.78				
Pt Pleasant 13-A Water & Sewer Revenue	06/27/13	2.000% - +1.0%AF	3,713,058	3,598,902	21,048.84	2034	36/91	MBC - DEP	S&J

ACCOUNT NAME	ISSUE DATE	INTEREST RATE	ORIGINAL ISSUE	OUTSTANDING (06/30/15)	ACCT - BAL (06/30/15)	LAST DEBT	DEBT MONTH	PAYING AGENT	BOND I COUNSEL
Pt Pleasant 13-A Water & Sewer Reserve	06/27/13				18,811.53				
Pt Pleasant 89-A Water & Sewer Revenue	06/27/89	8.40%	1,837,600	1,347,558	90,065.11	2029	10/04	MBC - BNY	S&J
Pt Pleasant 89-A Water & Sewer Reserve	06/27/89				161,311.88				
Pt Pleasant 89-B Water & Sewer Revenue	06/27/89	0.00%	272,400	104,769	10,519.87	2029	10/	MBC - BNY2	S&J
Pt Pleasant 89-B Water & Sewer Reserve	06/27/89				11,975.90				
Putnam Cty Building Comm 00-A Water Rev	01/27/00	4.350% - 6.375%	*6,610,000	5,565,000	71,805.87	2039	06/12	MBC - BNY	S&J
Putnam Cty Building Comm 00-B Water Rev	01/27/00	4.350% - 6.375%	*3,800,000	2,395,000	32,642.20	2039	06/12	MBC - BNY	S&J
Putnam Cty Building Comm 08-A Water Rev	07/23/08	0.00%	2,845,524	2,429,228	6,307.45	2047	36/91	MBC - UNB	S&J
Putnam Cty Building Comm 08-A Water Res	07/23/08				75,693.70				
Putnam County Schools 10 GO	03/24/10	3.000% - 4.000%	56,750,000	41,085,000	77,616.03	2025	05/11	MBC - DTC	G&G
Putnam County Schools 10 GO Sur Col	03/24/10				2,883,837.16				
Putnam PSD 02-B Sewer Revenue	03/07/02	2.000% - +1.0%AF	1,422,000	637,571	7,853.33	2023	36/91	MBC - DEP	S&J
Putnam PSD 02-B Sewer Reserve	03/07/02				86,441.83				
Putnam PSD 06-A Sewer Reserve	05/12/06				195,876.20				
Putnam PSD 06-B Sewer Reserve	05/12/06				81,851.68				
Putnam PSD 07-A Sewer Revenue	03/19/07	3.00%	#2,330,000	1,667,179	12,885.08	2028	36/91	MBC - UNB	S&J
Putnam PSD 07-A Sewer Reserve	03/19/07				110,337.75				
Putnam PSD 08-A Sewer Revenue	01/28/08	2.000% - +1.0%AF	3,680,000	2,725,663	20,518.84	2029	36/91	MBC - DEP	S&J
Putnam PSD 08-A Sewer Reserve	01/28/08				223,710.27				
Putnam PSD 08-B Sewer Revenue	06/06/08	0.00%	502,000	426,469	1,094.44	2047	36/91	MBC - UNB	S&J
Putnam PSD 08-B Sewer Reserve	06/06/08				7,674.75				
Putnam PSD 09-A Sewer Reserve	06/26/09				96,189.30				
Putnam PSD 09-C Sewer Revenue	10/29/09	0.000% - +1.0%AF	1,050,500	853,520	9,126.26	2031	36/91	MBC - DEP	S&J
Putnam PSD 09-C Sewer Reserve	10/29/09				20,588.67				
Putnam PSD 13-A Sewer Ref Revenue	07/11/13	2.000% - 5.000%	7,700,000	7,420,000	125,308.54	2042	04/10	MBC - DTC	S&J
Putnam PSD 13-A Sewer Ref Reserve	07/11/13				488,468.74				
Putnam PSD 13-B Sewer Reserve	06/27/13				0.00				

ACCOUNT NAME	ISSUE DATE	INTEREST RATE	ORIGINAL ISSUE	OUTSTANDING (06/30/15)	ACCT - BAL (06/30/15)	LAST DEBT	DEBT MONTH	PAYING AGENT	BOND I COUNSEL
Putnam PSD 13-C Sewer Reserve	06/27/13				0.00				
Putnam PSD 13-D Sewer Reserve	06/27/13				0.00				
Putnam PSD 13-E Sewer Reserve	06/27/13				0.00				
Putnam PSD 13-F Sewer Reserve	06/27/13				0.00				
Putnam PSD 06-A Water Reserve	05/12/06				307,284.59				
Putnam PSD 08-A Water Revenue	01/28/08	5.00%	1,436,000	1,350,392	30,478.50	2047	10/04	MBC - BBT	S&J
Putnam PSD 08-A Water Reserve	01/28/08				84,392.37				
Putnam PSD 09-A Water Revenue	12/04/09	2.00%	627,000	506,892	3,176.05	2030	36/91	MBC - BPH	S&J
Putnam PSD 09-A Water Reserve	12/04/09				17,805.32				
Putnam PSD 09-B Water Revenue	12/04/09	2.00%	100,000	80,844	505.73	2030	36/91	MBC - BPH	S&J
Putnam PSD 09-B Water Reserve	12/04/09				2,788.98				
Putnam PSD 10-A Water Reserve	12/21/10				45,453.03				
Putnam PSD 10-B Water Reserve	12/21/10				37,452.15				
Putnam PSD 13-A Water Reserve	06/27/13				0.00				
Putnam PSD 13-B Water Reserve	06/27/13				0.00				
Putnam PSD 13-C Water Reserve	06/27/13				0.00				
Putnam PSD 99-A Water Revenue	06/16/99	5.80%	6,440,000	6,000,357	128,998.04	2038	10/04	MBC - BNY	S&J
Putnam PSD 99-A Water Reserve	06/16/99				390,605.60				
Putnam PSD 99-B Water Revenue	06/16/99	3.400% - 5.500%	5,425,000	3,725,000	187,342.51	2038	10/04	MBC - BNY	S&J
Putnam PSD 99-B Water Reserve	06/16/99				356,636.84				
Putnam Union PSD 97-A Water Revenue	03/07/97	6.25%	350,000	278,922	11,946.96	2035	10/04	MBC - BNY	JK
Putnam Union PSD 97-A Water Reserve	03/07/97				24,212.36				
Rainelle 15-A Sewer Reserve	03/11/15				0.00				
Raleigh County PSD 05-A Water Reserve	09/28/05				90,367.43				
Raleigh County PSD 05-B Water Reserve	09/28/05				6,278.75				
Ravencliff-McGraws-Saulsville PSD 09A Res	02/02/09				28,072.94				
Ravencliff-McGraws-Saulsville PSD 09B Rev	02/02/09	0.00%	1,586,000	1,380,020	3,696.07	2048	36/91	MBC - UNB	S&J

ACCOUNT NAME	ISSUE DATE	INTEREST RATE	ORIGINAL ISSUE	OUTSTANDING (06/30/15)	ACCT - BAL (06/30/15)	LAST DEBT	DEBT MONTH	PAYING AGENT	BOND I COUNSEL
Ravenclyff-McGraws-Saulsville PSD 09B Res	02/02/09				20,963.03				
Ravenclyff-McGraws-Saulsville PSD 12A Res	03/19/12				1,589.08				
Ravenclyff-McGraws-Saulsville PSD 88 Res	12/01/88				20,983.91				
Ravenclyff-McGraws-Saulsville PSD 92 Res	11/05/92				3,601.35				
Ravenclyff-McGraws-Saulsville PSD 94 Res	11/01/94				15,990.01				
Ravenclyff-McGraws-Saulsville PSD 97 Res	08/20/97				56,265.18				
Ravenswood 06-A Sewer Reserve	06/19/06				128,799.51				
Ravenswood 06-B Sewer Reserve	06/19/06				63,670.93				
Ravenswood 12-A Sewer Reserve	06/07/12				18,269.93				
Ravenswood 06-A Water Revenue	04/25/06	3.00%	733,958	491,610	11,665.19	2027	36/91	MBC - UNB	S&J
Ravenswood 06-A Water Reserve	04/25/06				41,571.12				
Ravenswood 99 Water Ref Revenue	03/30/99	5.00%	485,000	110,000	40,077.62	2017	07/01	MBC-UB:BH	VLF
Reedy 14 Water Reserve	09/25/14				0.00				
Reedy 83 Water Reserve	09/19/83				6,963.66				
Reedsville 01 Sewer Reserve	08/22/01				15,591.64				
Reedsville 12-A Sewer Revenue	03/15/12	0.000% - 0.5%AF	1,751,032	1,681,618	4,239.47	2051	36/91	MBC - DEP	S&J
Reedsville 12-A Sewer Reserve	03/15/12				7,328.54				
Red Sulphur PSD 02-A Water & Sewer Res	07/11/02				50,728.90				
Red Sulphur PSD 03-A Water & Sewer Res	07/21/03				47,869.23				
Red Sulphur PSD 05-A Water & Sewer Rev	08/11/05	0.00%	4,150,000	3,298,013	18,328.15	2045	36/91	MBC - UNB	S&J
Red Sulphur PSD 05-A Water & Sewer Res	08/11/05				87,072.53				
Red Sulphur PSD 06-A Water & Sewer Res	11/06/06				37,502.05				
Red Sulphur PSD 06-B Water & Sewer Rev	11/06/06	0.00%	473,000	473,000	58,036.76	2046	36/91	MBC - UNB	S&J
Red Sulphur PSD 06-B Water & Sewer Res	11/06/06				18,201.74				
Red Sulphur PSD 11-A Water & Sewer Res	03/17/11				6,985.47				
Red Sulphur PSD 87-A Water & Sewer Rev	11/16/87	8.38%	738,647	479,977	34,031.66	2026	10/04	MBC - BNY	S&J
Red Sulphur PSD 87-A Water & Sewer Res	11/16/87				64,970.45				

ACCOUNT NAME	ISSUE DATE	INTEREST RATE	ORIGINAL ISSUE	OUTSTANDING (06/30/15)	ACCT - BAL (06/30/15)	LAST DEBT	DEBT MONTH	PAYING AGENT	BOND I COUNSEL
Red Sulphur PSD 87-B Water & Sewer Rev	11/16/87	0.00%	181,173	57,213	3,988.26	2026	10/	MBC - BNY2	S&J
Red Sulphur PSD 87-B Water & Sewer Res	11/16/87				4,769.82				
Richwood 02 Water & Sewer Revenue	12/18/02	0.000% - +0.5%AF	682,314	409,386	4,820.73	2033	36/91	MBC - DEP	BRM
Richwood 02 Water & Sewer Reserve	12/18/02				24,881.10				
Richwood 09-A Water & Sewer Revenue	09/02/09	0.00%	1,308,155	1,156,235	2,815.50	2049	36/91	MBC - UNB	S&J
Richwood 09-A Water & Sewer Reserve	09/02/09				15,488.03				
Ridgeley 03-A Sewer Revenue	03/11/03	0.000% - +0.5%AF	665,979	421,779	2,339.93	2034	36/91	MBC - DEP	S&J
Ridgeley 03-A Sewer Reserve	03/11/03				24,390.19				
Ridgeley 88-A Sewer Revenue	08/04/88	9.00%	159,327	115,661	6,200.00	2028	10/04	MBC - BNY	S&J
Ridgeley 88-A Sewer Reserve	08/04/88				14,861.34				
Ridgeley 88-B Sewer Revenue	08/04/88	0.00%	39,832	14,307	779.23	2028	10/	MBC - BNY2	S&J
Ridgeley 88-B Sewer Reserve	08/04/88				1,034.44				
Ripley 89-A Sewer Revenue	12/28/89	7.85%	487,262	337,194	23,452.97	2028	10/04	MBC - BNY	G&G
Ripley 89-A Sewer Reserve	12/28/89				40,562.97				
Ripley 89-B Sewer Revenue	12/28/89	0.00%	22,738	8,377	793.14	2028	10/	MBC - BNY2	G&G
Ripley 89-B Sewer Reserve	12/28/89				973.80				
Ripley 07-A Water Reserve	01/23/07				91,821.22				
Ripley 07-B Water Reserve	01/23/07				74,787.08				
Ripley 08 Water Refunding Revenue	10/08/08	4.25%	339,000	97,916	5,663.91	2017	99/99	MBC-MVB:BH	BRM
Ripley 15-A Water Revenue	06/23/15	4.45%	778,000	778,000	0.00	2035	99/99	MBC-SUMMITCM B	S&J
Ripley 15-A Water Reserve	06/23/15				0.00				
River Road PSD 01 Water Revenue	10/25/01	2.000% - +1.0%AF	1,068,500	423,288	11,818.84	2022	36/91	MBC - BPH	S&J
River Road PSD 01 Water Reserve	10/25/01				64,956.87				
Rivesville 11-A Water Revenue	10/12/11	0.00%	2,585,276	2,450,092	5,636.40	2051	36/91	MBC - UNB	S&J
Rivesville 11-A Water Reserve	10/12/11				14,085.57				
Rivesville 13-A Water Revenue	08/15/13	3.00%	#130,000	118,447	3,656.33	2037	14/71	MBC - BBT	S&J
Rivesville 13-A Water Reserve	08/15/13				4,581.77				

ACCOUNT NAME	ISSUE DATE	INTEREST RATE	ORIGINAL ISSUE	OUTSTANDING (06/30/15)	ACCT - BAL (06/30/15)	LAST DEBT	DEBT MONTH	PAYING AGENT	BOND I COUNSEL
Rivesville 13-B Water Revenue	12/19/13	0.00%	#200,000	192,510	420.70	2053	36/91	MBC - UNB	S&J
Rivesville 13-B Water Reserve	12/19/13				670.97				
Romney 01 Sewer Ref Revenue	09/13/01	4.800% - ADJUST	659,000	216,413	9,246.34	2019	99/99	MBC-SUMMITCM B	BRM
Romney 01 Sewer Ref Reserve	09/13/01				54,502.01				
Romney 06-A Sewer Ref Revenue	08/08/06	0.00%	2,880,000	2,318,940	6,247.59	2046	36/91	MBC - UNB	S&J
Romney 06-A Sewer Ref Reserve	08/08/06				56,956.66				
Romney 14-A Sewer Revenue	02/13/14	0.000% - +0.5%AF	#3,600,000	3,525,018	0.00	2047	36/91	MBC - DEP	S&J
Romney 14-C Sewer Revenue	02/13/14	0.00%	#2,203,768	20,500	0.00	2053	36/91	MBC - UNB	S&J
Romney 14-C Sewer Reserve	02/13/14				0.00				
Romney 14-D Sewer Revenue	02/13/14	0.00%	#4,069,354	-0-	0.00	2053	36/91	MBC - UNB	S&J
Romney 14-D Sewer Reserve	02/13/14				0.00				
Romney 82-B Sewer Revenue	07/28/82	0.00%	195,500	26,419	4,417.21	2019	10/	MBC - BNY2	S&J
Romney 94 Sewer Reserve	01/25/95				31,307.52				
Romney 12-A Water Reserve	03/16/12				5,172.60				
Romney 12-B Water Reserve	03/16/12				517.87				
Romney 97-B Water Revenue	08/25/97	0.00%	1,424,038	679,863	11,828.64	2033	36/91	MBC - UNB	S&J
Romney 97-B Water Reserve	08/25/97				36,794.96				
Ronceverte 08 Sewer Revenue	12/10/08	0.00%	#1,300,000	372,368	19,103.13	2020	99/99	MBC - PVB	BRM
Ronceverte 08 Sewer Reserve	12/10/08				142,961.54				
Ronceverte 08-A Water Revenue	09/05/08	0.000% - +0.5%AF	2,000,000	1,649,993	6,426.66	2040	36/91	MBC - BPH	S&J
Ronceverte 08-A Water Reserve	09/05/08				35,576.77				
Rowlesburg 06-A Water Reserve	10/13/06				17,047.75				
Rowlesburg 11-A Water Revenue	07/22/11	0.00%	#525,000	480,232	1,096.59	2051	36/91	MBC - UNB	S&J
Rowlesburg 11-A Water Reserve	07/22/11				3,841.26				
Salem 95-A Sewer Revenue	06/27/95	0.000% - +1.0%AF	3,150,000	196,875	26,758.57	2016	36/91	MBC - DEP	S&J
Salem 95-A Sewer Reserve	06/27/95				157,593.33				
Salem 95-B Sewer Reserve	06/27/95				110,167.12				

ACCOUNT NAME	ISSUE DATE	INTEREST RATE	ORIGINAL ISSUE	OUTSTANDING (06/30/15)	ACCT - BAL (06/30/15)	LAST DEBT	DEBT MONTH	PAYING AGENT	BOND I COUNSEL
Salem 10-A Water Revenue	01/14/10	0.00%	#900,000	787,500	2,563.57	2041	36/91	MBC - BPH	S&J
Salem 10-A Water Reserve	01/14/10				11,508.32				
Salt Rock Sewer PSD 03-A Sewer Revenue	07/31/03	0.000% - +0.5%AF	2,050,000	1,481,282	5,067.63	2043	36/91	MBC - DEP	S&J
Salt Rock Sewer PSD 03-A Sewer Reserve	07/31/03				52,907.36				
Salt Rock Sewer PSD 03-B Sewer Revenue	07/31/03	5.00%	60,000	52,528	3,364.16	2042	10/04	MBC - BBT	S&J
Salt Rock Sewer PSD 03-B Sewer Reserve	07/31/03				3,526.60				
Salt Rock Sewer PSD 04 Sewer R&R	12/29/04				57,053.12				
Salt Rock Sewer PSD 04-A Sewer Revenue	12/29/04	0.000% - +0.5%AF	11,068,062	8,536,152	27,683.66	2044	36/91	MBC - DEP	S&J
Salt Rock Sewer PSD 04-A Sewer Reserve	12/29/04				289,380.87				
Salt Rock Sewer PSD 04-B Sewer Revenue	12/29/04	0.00%	7,500,000	5,784,314	17,118.10	2044	36/91	MBC - UNB	S&J
Salt Rock Sewer PSD 04-B Sewer Reserve	12/29/04				173,209.31				
Salt Rock Sewer PSD 87-A Sewer Revenue	04/15/87	8.38%	1,185,479	770,333	46,384.09	2026	10/04	MBC - BNY	S&J
Salt Rock Sewer PSD 87-A Sewer Reserve	04/15/87				104,251.91				
Salt Rock Sewer PSD 87-B Sewer Revenue	04/15/87	0.00%	290,771	91,822	5,742.07	2026	10/	MBC - BNY2	S&J
Salt Rock Sewer PSD 87-B Sewer Reserve	04/15/87				7,652.31				
Salt Rock Sewer PSD 90-A Sewer Revenue	03/02/90	7.85%	248,408	177,779	8,554.64	2029	10/04	MBC - BNY	S&J
Salt Rock Sewer PSD 90-A Sewer Reserve	03/02/90				20,582.34				
Salt Rock Sewer PSD 90-B Sewer Revenue	03/02/90	0.00%	11,592	4,458	222.93	2029	10/	MBC - BNY2	S&J
Salt Rock Sewer PSD 90-B Sewer Reserve	03/02/90				298.01				
Salt Rock Water PSD 00-A Water Revenue	09/21/00	AF+4.5%- 5.875%	9,300,000	7,840,000	129,004.77	2040	06/12	MBC - BNY	S&J
Salt Rock Water PSD 00-A Water Reserve	09/21/00		LTR/CREDIT		0.00				
Salt Rock Water PSD 00-B Water Revenue	09/21/00	0.00%	3,000,000	1,942,295	6,748.22	2040	36/91	MBC - UNB	S&J
Salt Rock Water PSD 00-B Water Reserve	09/21/00		LTR/CREDIT		0.00				
Salt Rock Water PSD 08-A Water Revenue	12/19/08	0.00%	296,800	256,312	637.42	2048	36/91	MBC - UNB	S&J
Salt Rock Water PSD 08-A Water Reserve	12/19/08		LTR/CREDIT		1,785.92				
Shady Spring PSD 02-A Sewer Revenue	03/08/02	0.000% - +0.5%AF	2,419,905	1,472,103	7,236.71	2033	36/91	MBC - DEP	JTP
Shady Spring PSD 02-A Sewer Reserve	03/08/02				80,703.31				

ACCOUNT NAME	ISSUE DATE	INTEREST RATE	ORIGINAL ISSUE	OUTSTANDING (06/30/15)	ACCT - BAL (06/30/15)	LAST DEBT	DEBT MONTH	PAYING AGENT	BOND I COUNSEL
Shady Spring PSD 05-A Sewer Revenue	12/13/05	0.00%	2,875,000	2,307,566	6,309.38	2045	36/91	MBC - UNB	JTP
Shady Spring PSD 05-A Sewer Reserve	12/13/05				57,408.86				
Shady Spring PSD 05-B Sewer Revenue	12/19/05	0.000% - +0.5%AF	3,078,043	2,470,513	7,401.59	2045	36/91	MBC - DEP	JTP
Shady Spring PSD 05-B Sewer Reserve	12/19/05				81,043.65				
Shady Spring PSD 10 Sewer Revenue	10/12/10	0.000% - +0.5%AF	#2,422,826	2,160,343	7,244.35	2042	36/91	MBC - DEP	BRM
Shady Spring PSD 10 Sewer Reserve	10/12/10				26,934.72				
Shady Spring PSD 82-B Sewer Revenue	08/12/82	0.00%	795,515	110,488	16,628.21	2019	10/	MBC - BNY2	H&P
Shady Spring PSD 96-A Sewer Revenue	04/25/96	2.000% - +1.0%AF	151,800	11,363	966.44	2016	36/91	MBC - DEP	H&P
Shady Spring PSD 96-A Sewer Reserve	04/25/96				9,233.04				
Shady Spring PSD 97-C Sewer Revenue	06/24/97	0.000% - +1.0%AF	2,197,304	357,062	10,091.14	2018	36/91	MBC - DEP	H&P
Shady Spring PSD 97-C Sewer Reserve	06/24/97				109,903.24				
Shady Spring PSD 97-D Sewer Ref Revenue	06/24/97	6.25%	3,056,955	2,440,909	82,830.31	2035	10/04	MBC - BNY	H&P
Shady Spring PSD 97-D Sewer Ref Reserve	06/24/97				211,963.54				
Shady Spring PSD 98-A Sewer Revenue	11/25/98	0.000% - +1.0%AF	1,202,100	285,499	5,520.08	2020	36/91	MBC - DEP	JTP
Shady Spring PSD 98-A Sewer Reserve	11/25/98				60,135.26				
Shady Spring PSD 98-B Sewer Revenue	12/17/98	0.000% - +1.0%AF	839,000	157,313	3,851.99	2019	36/91	MBC - DEP	JTP
Shady Spring PSD 98-B Sewer Reserve	12/17/98				41,970.30				
Shady Spring PSD 99-A Sewer Revenue	03/18/99	0.000% - +1.0%AF	752,000	178,600	3,453.06	2020	36/91	MBC - DEP	JTP
Shady Spring PSD 99-A Sewer Reserve	03/18/99				37,618.79				
Shady Spring PSD 99-B Sewer Revenue	03/18/99	5.75%	165,000	134,602	4,194.19	2037	10/04	MBC - BBT	JTP
Shady Spring PSD 99-B Sewer Reserve	03/18/99				10,703.67				
Shepherdstown 10-A Sewer Revenue	11/22/10	0.000% - +0.5%AF	9,172,697	5,592,767	18,465.34	2042	36/91	MBC - DEP	BRM
Shepherdstown 10-A Sewer Reserve	11/22/10				112,429.70				
Shepherdstown 03 Water Depreciation	06/13/03				387,746.00				
Shepherdstown 03-A Water Revenue	06/13/03	0.000% - +1.0%AF	#699,459	431,325	5,422.43	2033	36/91	MBC - BPH	BRM
Shepherdstown 03-A Water Reserve	06/13/03				23,380.30				
Shepherdstown 03-B Water Revenue	06/13/03	2.000% - +1.0%AF	1,300,541	649,675	17,087.49	2024	36/91	MBC - BPH	BRM

ACCOUNT NAME	ISSUE DATE	INTEREST RATE	ORIGINAL ISSUE	OUTSTANDING (06/30/15)	ACCT - BAL (06/30/15)	LAST DEBT	DEBT MONTH	PAYING AGENT	BOND I COUNSEL
Shepherdstown 03-B Water Reserve	06/13/03				79,063.85				
Shepherdstown 12 Water Revenue	07/19/12	1.00%	4,000,000	3,871,242	12,660.40	2052	36/91	MBC - UNB	BRM
Shepherdstown 12 Water Reserve	07/19/12				53,710.60				
Shinnston 10-A Sewer Reserve	10/25/10				31,797.41				
Shinnston 90-A Sewer Revenue	03/29/90	7.85%	2,245,223	1,606,856	64,320.44	2029	10/04	MBC - BNY	S&J
Shinnston 90-A Sewer Reserve	03/29/90				186,012.74				
Shinnston 90-B Sewer Revenue	03/29/90	0.00%	104,777	40,299	1,792.10	2029	10/	MBC - BNY2	S&J
Shinnston 90-B Sewer Reserve	03/29/90				2,687.45				
Shinnston 05-A Water Reserve	11/17/05				157,160.71				
Short Line PSD 05-A Water Revenue	08/24/05	0.00%	1,274,183	999,359	2,779.78	2045	36/91	MBC - UNB	S&J
Short Line PSD 05-A Water Reserve	08/24/05				28,004.75				
Short Line PSD 10-A Water Revenue	04/06/10	0.00%	#600,000	534,440	1,286.50	2050	36/91	MBC - UNB	S&J
Short Line PSD 10-A Water Reserve	04/06/10				15,397.21				
Short Line PSD 90 Water Reserve	05/09/91				7,080.43				
Sissonville PSD 01 Sewer Ref Revenue	12/28/01	5.250% - 6.000%	1,440,000	895,000	66,784.71	2025	10/04	MBC - DTC	G&G
Sissonville PSD 01 Sewer Ref Reserve	12/28/01				57,935.33				
Sissonville PSD 03-A Sewer Revenue	06/17/03	2.000% - +1.0%AF	1,313,000	672,490	14,260.49	2024	36/91	MBC - DEP	G&G
Sissonville PSD 03-A Sewer Reserve	06/17/03				79,846.62				
Sistersville 13-A Sewer Revenue	02/27/13	0.000% - +0.5%AF	200,888	196,907	486.31	2052	36/91	MBC - DEP	S&J
Sistersville 13-A Sewer Reserve	02/27/13				442.35				
Sistersville 90-A Sewer Revenue	03/01/90	7.85%	1,057,749	313,749	65,880.19	2018	10/04	MBC - BNY	JK
Sistersville 90-A Sewer Reserve	03/01/90				94,418.63				
Sistersville 90-B Sewer Revenue	03/01/90	0.00%	49,361	7,052	1,807.17	2018	10/	MBC - BNY2	JK
Sistersville 90-B Sewer Reserve	03/01/90				1,796.36				
Sistersville 03 Water Ref Revenue	11/21/03	3.350% - 5.500%	910,000	355,000	13,682.75	2020	06/12	MBC - DTC	S&J
Sistersville 03 Water Ref Reserve	11/21/03				84,451.48				
Sistersville 10-A Water Reserve	02/26/10				7,989.62				

ACCOUNT NAME	ISSUE DATE	INTEREST RATE	ORIGINAL ISSUE	OUTSTANDING (06/30/15)	ACCT - BAL (06/30/15)	LAST DEBT	DEBT MONTH	PAYING AGENT	BOND I COUNSEL
Smithers 03-A Sewer Reserve	11/06/03				26,631.88				
Smithers 03-B Sewer Revenue	11/06/03	0.00%	800,000	590,850	2,964.40	2043	36/91	MBC - UNB	G&G
Smithers 03-B Sewer Reserve	11/06/03				20,567.28				
South Charleston 03-A Sewer Revenue	09/05/03	2.000% - +1.0%AF	4,567,360	2,446,753	59,228.35	2024	36/91	MBC - DEP	JK
South Charleston 03-A Sewer Reserve	09/05/03				283,455.44				
South Charleston 04-B Sewer Revenue	06/18/04	0.000% - +0.5%AF	1,072,997	647,649	42,891.07	2032	36/91	MBC - DEP	JK
South Charleston 04-B Sewer Reserve	06/18/04				38,724.23				
South Charleston 86-B Sewer Revenue	08/29/86	0.00%	378,985	106,893	16,442.98	2025	10/	MBC - BNY2	JK
South Charleston 86-B Sewer Reserve	08/29/86				9,732.40				
South Charleston 99-A Sewer Revenue	05/25/99	2.000% - +1.0%AF	605,854	116,511	7,119.01	2020	36/91	MBC - DEP	JK
South Charleston 99-A Sewer Reserve	05/25/99				25,777.55				
Sophia 07-A Sewer Revenue	10/23/07	3.00%	#767,031	574,451	11,637.87	2029	36/91	MBC - UNB	S&J
Sophia 07-A Sewer Reserve	10/23/07				52,105.45				
Sophia 95 Sewer Revenue	07/24/95	6.75%	156,705	121,563	6,229.28	2033	10/04	MBC - BNY	G&G
Sophia 95 Sewer Reserve	07/24/95				11,544.10				
Southern Jackson Cty PSD 02 Sewer Rev	05/30/02	0.00%	2,888,924	2,033,650	19,078.94	2042	36/91	MBC - UNB	G&G
Southern Jackson Cty PSD 02 Sewer Res	05/30/02				76,696.75				
Southern Jackson Cty PSD 01 A&B W Res	12/21/01				47,712.33				
Southern Jackson Cty PSD 05 Water Res	09/23/05				47,431.06				
Southern Jackson Cty PSD 13 Water Rev	02/14/13	0.000% - +1.0%AF	#3,140,000	2,815,010	19,861.73	2044	36/91	MBC - BPH	JK
Southern Jackson Cty PSD 13 Water Res	02/14/13				9,597.16				
Southern Jackson Cty PSD 77 Water Res	03/13/78				27,705.75				
Southern Jackson Cty PSD 91 Water Res	03/18/91				9,615.53				
Southern Jackson Cty PSD 97 Water Res	02/27/97				29,470.86				
Southern Jackson Cty PSD 98-A Water Rev	05/22/98	0.00%	380,000	220,255	3,601.39	2038	36/91	MBC - UNB	JK
Southern Jackson Cty PSD 98-A Water Res	05/22/98				9,696.66				
Southwestern Water PSD 10-A W Reserve	03/12/10				81,879.39				

ACCOUNT NAME	ISSUE DATE	INTEREST RATE	ORIGINAL ISSUE	OUTSTANDING (06/30/15)	ACCT - BAL (06/30/15)	LAST DEBT	DEBT MONTH	PAYING AGENT	BOND I COUNSEL
Southwestern Water PSD 10-B W Revenue	03/12/10	0.000% - +1.0%AF	6,100,000	5,337,490	19,517.01	2041	36/91	MBC - BPH	S&J
Southwestern Water PSD 10-B W Reserve	03/12/10				78,001.99				
Spencer 00 Sewer Reserve	08/24/00				17,905.44				
Spencer 09 Water Reserve	10/08/09				22,081.16				
Spencer 10 Water Reserve	05/05/10				14,187.28				
Spencer 12 Water Reserve	09/13/12				1,135.03				
Spencer 91 Taxable Water Reserve	12/09/91				21,523.24				
Spencer 93 Water Reserve	03/18/93				17,655.75				
Spencer 98 Water Reserve	06/05/98				48,772.99				
Spring Valley PSD 01-A Sewer Revenue	02/01/01	2.000% - +1.0%AF	820,500	314,196	13,542.65	2022	36/91	MBC - DEP	JK
Spring Valley PSD 01-A Sewer Reserve	02/01/01				49,883.26				
Spring Valley PSD 97-A Sewer Revenue	02/19/97	2.000% - +1.0%AF	74,329	8,755	1,221.17	2017	36/91	MBC - DEP	JK
Spring Valley PSD 97-A Sewer Reserve	02/19/97				4,482.61				
St Albans 00-B Water & Sewer Revenue	03/15/00	2.000% - +1.0%AF	16,281,000	6,449,743	165,708.07	2022	36/91	MBC - DEP	S&J
St Albans 00-B Water & Sewer Reserve	03/15/00				989,816.97				
St Albans 00-C Water & Sewer Revenue	03/15/00	5.80%	225,000	95,500	13,056.90	2020	10/04	MBC - BBT	S&J
St Albans 00-C Water & Sewer Reserve	03/15/00				19,303.65				
St Albans 08-A Water & Sewer Revenue	12/03/08	4.37%	2,735,000	2,090,971	31,524.14	2028	99/99	MBC-BBT:BH	S&J
St Albans 08-A Water & Sewer Reserve	12/03/08				205,339.75				
St Albans 14-A Water & Sewer Revenue	06/30/14	2.500% - 4.750%	2,200,000	2,165,000	14,552.07	2044	12/06	MBC - DTC	S&J
St Albans 14-A Water & Sewer Reserve	06/30/14				137,147.61				
St Albans 14-B Water & Sewer Ref Rev	09/30/14	2.000% - 4.500%	7,745,000	7,745,000	71,810.88	2040	12/06	MBC - DTC	S&J
St Albans 14-B&C Water & Sewer Ref Res	09/30/14				522,869.38				
St Albans 14-C Water & Sewer Ref Rev	09/30/14	1.500% - 2.500%	575,000	575,000	89,379.36	2017	12/06	MBC - DTC	S&J
St Marys 06-A Water & Sewer Revenue	07/10/06	0.50%	1,581,250	1,177,111	4,967.09	2036	36/91	MBC - UNB	JK
St Marys 06-A Water & Sewer Reserve	07/10/06				46,410.29				
St Marys 08-A Water & Sewer Ref Reserve	11/05/08				111,023.97				

ACCOUNT NAME	ISSUE DATE	INTEREST RATE	ORIGINAL ISSUE	OUTSTANDING (06/30/15)	ACCT - BAL (06/30/15)	LAST DEBT	DEBT MONTH	PAYING AGENT	BOND I COUNSEL
St Marys 08-B Water & Sewer Ref Reserve	11/05/08				26,144.42				
St Marys 09-A Water & Sewer Revenue	11/20/09	0.000% - +1.0%AF	3,057,992	2,484,617	27,518.80	2031	36/91	MBC - DEP	JK
St Marys 09-A Water & Sewer Reserve	11/20/09				59,930.68				
St Marys 12-A Water & Sewer Revenue	01/05/12	0.000% - +0.5%AF	#3,536,500	3,249,104	10,650.44	2043	36/91	MBC - DEP	JK
St Marys 12-A Water & Sewer Reserve	01/05/12				21,617.38				
St Marys 12-B Water & Sewer Revenue	01/05/12	2.000% - +0.5%AF	4,203,500	3,898,919	27,926.96	2033	36/91	MBC - BPH	JK
St Marys 12-B Water & Sewer Reserve	01/05/12				46,857.05				
St Marys 96-B Water & Sewer Revenue	11/13/96	2.000% - +1.0%AF	128,000	17,077	2,060.01	2017	36/91	MBC - DEP	JK
St Marys 96-B Water & Sewer Reserve	11/13/96				7,785.70				
St Marys 98-A Water & Sewer Revenue	06/18/98	5.75%	554,000	165,000	35,913.41	2018	10/04	MBC - BBT	JK
St Marys 98-A Water & Sewer Reserve	06/18/98				47,748.74				
Stonewood 09-A Water Reserve	04/24/09				17,357.61				
Stonewood 09-B Water Reserve	04/24/09				16,531.18				
Stonewood 14-A Water Revenue	03/20/14	0.000% - +1.0%AF	#2,250,000	2,241,825	0.00	2045	36/91	MBC - BPH	S&J
Stonewood 14-A Water Reserve	03/20/14				0.00				
Sugar Creek PSD 10-A Water Revenue	01/07/10	0.00%	312,500	268,215	1,532.50	2041	36/91	MBC - BPH	S&J
Sugar Creek PSD 10-A Water Reserve	01/07/10				4,606.15				
Sugar Creek PSD 11-A Water Revenue	10/06/11	0.00%	#1,100,000	1,018,085	2,378.71	2051	36/91	MBC - UNB	S&J
Sugar Creek PSD 11-A Water Reserve	10/06/11				28,781.96				
Summersville 02-A Water & Sewer Revenue	12/18/02	0.00%	4,661,505	3,373,457	25,629.44	2042	36/91	MBC - UNB	S&J
Summersville 02-A Water & Sewer Reserve	12/18/02				122,671.00				
Summersville 02-B Water & Sewer Revenue	12/18/02	0.000% - +1.0%AF	2,388,495	1,552,522	19,210.14	2034	36/91	MBC - BPH	S&J
Summersville 02-B Water & Sewer Reserve	12/18/02				79,617.00				
Summersville 07-A Water & Sewer Revenue	05/15/07	0.00%	8,682,265	6,821,761	25,683.54	2037	36/91	MBC - UNB	BRM
Summersville 07-A Water & Sewer Reserve	05/15/07				188,753.88				
Summersville 07-B Water & Sewer Revenue	05/15/07	0.000% - +0.5%AF	#2,000,000	1,555,544	6,545.19	2036	36/91	MBC - DEP	BRM
Summersville 07-B Water & Sewer Reserve	05/15/07				45,097.64				

ACCOUNT NAME	ISSUE DATE	INTEREST RATE	ORIGINAL ISSUE	OUTSTANDING (06/30/15)	ACCT - BAL (06/30/15)	LAST DEBT	DEBT MONTH	PAYING AGENT	BOND I COUNSEL
Summersville 09-A Water & Sewer Reserve	11/12/09				39,485.81				
Summersville 09-B Water & Sewer Reserve	11/12/09				1,953.47				
Summersville 12-A Water & Sewer Revenue	04/02/12	1.00%	1,128,609	1,058,174	2,847.88	2052	36/91	MBC - UNB	S&J
Summersville 12-A Water & Sewer Reserve	04/02/12				10,625.01				
Summersville 14-A Water & Sewer Revenue	08/12/14	1.00%	#1,794,500	1,644,425	0.00	2054	36/91	MBC - UNB	S&J
Summersville 14-A Water & Sewer Reserve	08/12/14				0.00				
Summersville 90-A Water & Sewer Revenue	04/06/90	7.85%	281,848	201,712	13,192.71	2029	10/04	MBC - BNY	V&W
Summersville 90-A Water & Sewer Reserve	04/06/90				23,354.81				
Summersville 90-B Water & Sewer Revenue	04/06/90	0.00%	13,152	5,058	596.82	2029	10/	MBC - BNY2	V&W
Summersville 90-B Water & Sewer Reserve	04/06/90				342.50				
Summersville 91-A Water & Sewer Revenue	08/13/91	8.10%	790,057	574,194	37,791.36	2029	10/04	MBC - BNY	V&W
Summersville 91-A Water & Sewer Reserve	08/13/91				67,498.93				
Summersville 91-B Water & Sewer Revenue	08/13/91	0.00%	35,671	14,081	1,274.64	2029	10/	MBC - BNY2	V&W
Summersville 91-B Water & Sewer Reserve	08/13/91				940.81				
Summersville 98-A Water & Sewer Revenue	01/06/98	0.00%	639,000	368,654	5,799.63	2037	36/91	MBC - UNB	V&W
Summersville 98-A Water & Sewer Reserve	01/06/98				16,390.87				
Sun Valley PSD 01-A Sewer Ref Revenue	10/18/01	0.00%	1,073,405	686,388	4,261.35	2038	36/91	MBC - UNB	S&J
Sun Valley PSD 01-A Sewer Ref Reserve	10/18/01				29,235.62				
Sun Valley PSD 10-A Sewer Reserve	07/13/10				15,379.26				
Sun Valley PSD 10-B Sewer Revenue	07/13/10	0.00%	3,200,000	2,928,101	6,986.71	2050	36/91	MBC - UNB	JK
Sun Valley PSD 10-B Sewer Reserve	07/13/10				28,758.52				
Sun Valley PSD 97-A Sewer Revenue	04/10/97	0.00%	853,000	481,890	2,001.42	2037	36/91	MBC - UNB	S&J
Sun Valley PSD 97-A Sewer Reserve	04/10/97				22,170.63				
Sun Valley PSD 10-A Water Reserve	01/14/10				39,474.51				
Sun Valley PSD 10-B Water Revenue	01/14/10	0.00%	300,000	260,000	833.35	2041	36/91	MBC - BPH	BRM
Sun Valley PSD 10-B Water Reserve	01/14/10				10,001.37				
Taylor County Schools 03 GO Sur Col	08/01/03				0.00				

ACCOUNT NAME	ISSUE DATE	INTEREST RATE	ORIGINAL ISSUE	OUTSTANDING (06/30/15)	ACCT - BAL (06/30/15)	LAST DEBT	DEBT MONTH	PAYING AGENT	BOND I COUNSEL
Taylor County Schools 12 Ref GO	09/25/12	3.00%	6,130,000	3,680,000	12,293.35	2019	05/11	MBC - DTC	S&J
Taylor County Schools 12 Ref GO Sur Col	09/25/12				406,915.97				
Taylor County Schools 12 Ref Spec Surp	09/25/12				228,064.81				
Taylor (Haymond) Cty PSD 04-A Water Rev	12/10/04	0.00%	1,310,000	1,001,765	5,857.12	2044	36/91	MBC - UNB	S&J
Taylor (Haymond) Cty PSD 04-A Water Res	12/10/04				31,905.55				
Taylor (Haymond) Cty PSD 04-B Water Rev	12/10/04	0.00%	378,397	264,878	2,158.16	2036	36/91	MBC - UNB	S&J
Taylor (Haymond) Cty PSD 04-B Water Res	12/10/04				11,750.49				
Taylor Cty PSD 04-A Water Reserve	07/16/04				24,373.93				
Taylor Cty PSD 05-A Water Ref Reserve	05/16/05				101,024.09				
Taylor Cty PSD 07-A Water Reserve	05/24/07				35,476.37				
Terra Alta 97-A Sewer Sys Design Revenue	10/07/97	2.000% - +1.0%AF	400,000	76,327	4,362.62	2018	36/91	MBC - DEP	S&J
Terra Alta 97-A Sewer Sys Design Reserve	10/07/97				24,316.36				
Terra Alta 99-A Sewer Revenue	07/22/99	0.000% - +1.0%AF	200,000	57,500	1,075.18	2021	36/91	MBC - DEP	S&J
Terra Alta 99-A Sewer Reserve	07/22/99				10,000.44				
Terra Alta 99-B Sewer Revenue	07/22/99	0.00%	4,780,000	2,979,738	12,516.02	2039	36/91	MBC - UNB	S&J
Terra Alta 99-B Sewer Reserve	07/22/99				128,204.01				
Terra Alta 10-A Water Revenue	02/16/10	0.00%	823,639	738,055	1,783.10	2049	36/91	MBC - UNB	S&J
Terra Alta 10-A Water Reserve	02/16/10				8,743.62				
Terra Alta 98-A Water Revenue	03/30/98	0.00%	520,000	298,089	1,527.30	2037	36/91	MBC - UNB	S&J
Terra Alta 98-A Water Reserve	03/30/98				16,126.27				
Tennerton PSD 01-A Sewer Reserve	09/13/01				30,572.59				
Tennerton PSD 08-A Sewer Reserve	04/17/08				38,414.27				
Tennerton PSD 86-B Sewer Revenue	03/12/86	0.00%	169,883	49,177	5,793.25	2025	10/	MBC - BNY2	VWL
Tennerton PSD 86-B Sewer Reserve	03/12/86				9,250.86				
Tennerton PSD 97-A Sewer Revenue	09/18/97	2.000% - +1.0%AF	585,627	103,406	5,051.09	2018	36/91	MBC - DEP	S&J
Tennerton PSD 97-A Sewer Reserve	09/18/97				35,602.37				
Thomas 97-A Sewer Revenue	12/17/97	0.00%	1,500,000	657,364	3,883.04	2029	36/91	MBC - DEP	S&J

ACCOUNT NAME	ISSUE DATE	INTEREST RATE	ORIGINAL ISSUE	OUTSTANDING (06/30/15)	ACCT - BAL (06/30/15)	LAST DEBT	DEBT MONTH	PAYING AGENT	BOND I COUNSEL
Thomas 97-A Sewer Reserve	12/17/97				43,046.10				
Thomas 88 Water Depreciation	04/07/88				59,520.09				
Thomas 88 Water Reserve	04/07/88				5,232.53				
Tomlinson PSD 04-A Water Revenue	03/09/04	0.000% - 0.000%	1,353,815	1,010,966	6,861.99	2044	36/91	MBC - UNB	S&J
Tomlinson PSD 04-A Water Reserve	03/09/04				40,562.09				
Tomlinson PSD 04-B Water Revenue	03/09/04	5.00%	669,500	600,961	21,159.99	2043	10/04	MBC - BBT	S&J
Tomlinson PSD 04-B Water Reserve	03/09/04				40,681.08				
Tomlinson PSD 10-A Water Revenue	08/06/10	5.00%	100,000	75,461	1,570.37	2025	99/99	MBC - WESBK:BH	S&J
Tomlinson PSD 10-A Water Reserve	08/06/10				4,748.07				
Tunnelton 02 Sewer Reserve	04/19/02				15,984.66				
Tunnelton 90 Water Reserve	05/03/90				28,013.27				
Tyler Cty (Friendly) PSD 04-A Sewer Rev	09/28/04	0.00%	252,100	187,870	576.03	2044	36/91	MBC - UNB	S&J
Tyler Cty (Friendly) PSD 04-A Sewer Res	09/28/04				6,423.93				
Tyler Cty (Friendly) PSD 05-A Water Rev	03/11/05	0.00%	300,000	230,322	651.35	2045	36/91	MBC - UNB	S&J
Tyler Cty (Friendly) PSD 05-A Water Res	03/11/05				7,593.91				
Tyler Cty (Friendly) PSD 08-A Water Rev	12/04/08	0.00%	2,450,000	2,118,053	5,316.83	2048	36/91	MBC - UNB	S&J
Tyler Cty (Friendly) PSD 08-A Water Res	12/04/08				34,684.24				
Tyler Cty (Friendly) PSD 12-A Water Res	04/19/12				8,476.47				
Tyler Cty (Friendly) PSD 94-A Water Res	06/22/94				19,837.17				
Tyler Cty (Friendly) PSD 94-B Water Res	11/03/94				4,255.50				
Tyler Cty (Friendly) PSD 97 Water Res	06/11/97				27,541.69				
Union PSD 09-A Sewer Reserve	11/20/09				81,349.27				
Union PSD 09-C Sewer Revenue	11/20/09	0.000% - +1.0%AF	3,074,294	2,497,859	14,118.95	2031	36/91	MBC - DEP	JK
Union PSD 09-C Sewer Reserve	11/20/09				58,945.15				
Union PSD 91-A Sewer Revenue	08/28/91	8.10%	2,139,656	1,555,052	74,211.90	2029	10/04	MBC - BNY	JK
Union PSD 91-A Sewer Reserve	08/28/91				182,821.46				
Union PSD 91-B Sewer Revenue	08/28/91	7.75%	4,229,604	3,215,513	135,568.37	2031	10/04	MBC - BNY	JK

ACCOUNT NAME	ISSUE DATE	INTEREST RATE	ORIGINAL ISSUE	OUTSTANDING (06/30/15)	ACCT - BAL (06/30/15)	LAST DEBT	DEBT MONTH	PAYING AGENT	BOND I COUNSEL
Union PSD 91-B Sewer Reserve	08/28/91				346,681.71				
Union PSD 91-C Sewer Revenue	08/28/91	0.00%	237,602	99,594	4,627.22	2031	10/	MBC - BNY2	JK
Union PSD 91-C Sewer Reserve	08/28/91				6,158.97				
Union PSD 96-A Sewer Revenue	04/04/96	2.000% - +1.0%AF	344,416	30,862	1,904.86	2016	36/91	MBC - DEP	JK
Union PSD 96-A Sewer Reserve	04/04/96				20,944.21				
Union-Williams PSD 00 Sewer Revenue	12/15/00	0.000% - +0.5%AF	412,000	219,712	3,972.20	2031	36/91	MBC - DEP	BRM
Union-Williams PSD 00 Sewer Reserve	12/15/00				13,790.24				
Union-Williams PSD 04-A Sewer Revenue	02/19/04	0.000% - +0.5%AF	15,596,291	10,527,496	102,020.84	2035	36/91	MBC - DEP	BRM
Union-Williams PSD 04-A Sewer Reserve	02/19/04				466,033.32				
Union-Williams PSD 04-B Sewer Revenue	02/19/04	0.00%	1,900,000	1,415,686	16,498.05	2043	36/91	MBC - UNB	BRM
Union-Williams PSD 04-B Sewer Reserve	02/19/04				45,688.31				
Union-Williams PSD 07 Sewer Revenue	03/29/07	0.00%	284,652	284,652	0.00	2038	36/91	MBC - UNB	BRM
Union-Williams PSD 07 Sewer Reserve	03/29/07				0.00				
Union-Williams PSD 91 Sewer Reserve	04/16/91				31,835.69				
Union-Williams PSD 13 Water Ref Revenue	05/23/13	2.000% - 4.750%	3,520,000	3,305,000	154,139.50	2037	12/06	MBC - DTC	BRM
Union-Williams PSD 13 Water Ref Reserve	05/23/13				140,329.86				
Valley Falls PSD 06-A Water Ref Res	11/22/06				32,202.90				
Valley Falls PSD 07-A Water Revenue	01/12/07	0.00%	4,878,315	3,811,179	12,781.68	2040	36/91	MBC - UNB	S&J
Valley Falls PSD 07-A Water Reserve	01/12/07				108,184.29				
Vienna 13-A Water & Sewer Revenue	11/14/13	2.000% - +1.0%AF	#1,850,308	1,844,726	10,303.73	2035	36/91	MBC - DEP	S&J
Vienna 13-A Water & Sewer Reserve	11/14/13				944.03				
Vienna 14-A Water & Sewer Revenue	05/14/14	2.34%	1,030,000	938,527	9,674.53	2024	99/99	MBC-BBT:BH	S&J
Vienna 14-A Water & Sewer Reserve	06/14/14				103,030.12				
Vienna 15-A Water & Sewer Revenue	03/25/15	3.00%	#1,416,600	139,225	0.00	2036	36/91	MBC - UNB	S&J
Vienna 15-A Water & Sewer Reserve	03/25/15				0.00				
Vienna 15-C Water & Sewer Reserve	03/25/15				0.00				
Walton PSD 05 Water Reserve	04/14/05				4,209.44				

ACCOUNT NAME	ISSUE DATE	INTEREST RATE	ORIGINAL ISSUE	OUTSTANDING (06/30/15)	ACCT - BAL (06/30/15)	LAST DEBT	DEBT MONTH	PAYING AGENT	BOND I COUNSEL
Walton PSD 08 Water Reserve	07/03/08				2,357.33				
War 99-A & 99A-Lot 2 Sewer Reserve	06/25/99				25,243.11				
War 99-A Lot 2 Sewer Revenue	06/25/99	0.00%	724,274	451,500	13,108.17	2039	36/91	MBC - UNB	G&G
War 99-A Sewer Revenue	06/25/99	0.00%	245,726	153,158	4,448.75	2039	36/91	MBC - UNB	G&G
War 08-A Water Revenue	06/26/08	0.00%	#215,300	178,728	455.90	2048	36/91	MBC - UNB	S&J
War 08-A Water Reserve	06/26/08				5,447.79				
War 11-A Water Reserve	01/27/11				11,223.81				
War 11-B Water Reserve	01/27/11				4,081.38				
Wardensville 09-A Sewer Revenue	12/02/09	0.000% - +1.0%AF	279,782	249,091	2,117.90	2049	36/91	MBC - DEP	JK
Wardensville 09-A Sewer Reserve	12/02/09				3,253.70				
Wardensville 79 Sewer Reserve	07/25/80				14,741.12				
Wardensville 08-A Water Revenue	12/10/08	0.000% - +1.0%AF	1,550,000	1,278,743	4,958.81	2040	36/91	MBC - BPH	S&J
Wardensville 08-A Water Reserve	12/10/08				27,568.35				
Warm Springs PSD 02-A Sewer Revenue	06/25/02	0.000% - +0.5%AF	1,316,000	789,584	3,933.56	2033	36/91	MBC - DEP	JK
Warm Springs PSD 02-A Sewer Reserve	06/25/02				43,880.08				
Warm Springs PSD 07-A Sewer Revenue	02/28/07	0.00%	8,290,000	3,685,057	18,067.38	2032	36/91	MBC - UNB	JK
Warm Springs PSD 07-A Sewer Reserve	02/28/07				148,125.22				
Warm Springs PSD 07-C Sewer Revenue	02/28/07	0.000% - +0.5%AF	3,000,000	2,744,364	3,957.99	2038	36/91	MBC - DEP	JK
Warm Springs PSD 07-C Sewer Reserve	02/28/07				124,876.99				
Warm Springs PSD 78 Sewer Reserve	08/14/78				78,155.67				
Warm Springs PSD 89 Sewer Reserve	08/03/89				19,517.91				
Warm Springs PSD 94 Sewer Revenue	08/26/94	0.00%	1,423,158	17,789	5,936.20	2015	36/91	MBC - DEP	JK
Warm Springs PSD 94 Sewer Reserve	08/26/94				71,178.10				
Warm Springs PSD 98 Sewer Reserve	11/19/98				22,038.67				
Wayne County Schools 14 GO	09/25/14	2.000% - 5.000%	18,000,000	17,000,000	81.53	2029	06/12	MBC - DTC	S&J
Wayne County Schools 14 GO Sur Col	09/25/14				269,069.00				
Wayne Cty Building Comm 13-A Lease Res	11/18/13				0.00				

ACCOUNT NAME	ISSUE DATE	INTEREST RATE	ORIGINAL ISSUE	OUTSTANDING (06/30/15)	ACCT - BAL (06/30/15)	LAST DEBT	DEBT MONTH	PAYING AGENT	BOND I COUNSEL
Wayne 12-A Sewer Reserve	12/17/12				3,957.89				
Wayne 04-A Water Reserve	10/21/04				62,489.76				
Wayne 04-B Water Revenue	10/21/04	0.000% - +1.0%AF	#1,925,000	1,315,417	6,453.10	2035	36/91	MBC - BPH	S&J
Wayne 04-B Water Reserve	10/21/04				55,712.90				
Wayne 07-A Water Revenue	06/14/07	1.00%	193,394	193,394	0.00	2039	36/91	MBC - UNB	S&J
Wayne 07-A Water Reserve	06/14/07				52,558.21				
Webster County EDA 11-A Water Revenue	04/11/11	0.00%	#890,000	810,196	1,919.07	2051	36/91	MBC - UNB	S&J
Webster County EDA 11-A Water Reserve	04/11/11				0.14				
Weirton 07-A Sewer Revenue	04/11/07	2.000% - +1.0%AF	4,199,404	2,866,612	68,509.88	2028	36/91	MBC - DEP	S&J
Weirton 07-A Sewer Reserve	04/11/07				255,293.48				
Weirton 13-A Sewer Revenue	09/25/13	2.000% - +1.0%AF	#5,904,000	5,289,666	32,643.05	2035	36/91	MBC - DEP	S&J
Weirton 13-A Sewer Reserve	09/25/13				2,990.78				
Weirton 06-A Water Revenue	04/25/06	2.000% - +1.0%AF	#2,555,000	1,774,061	15,427.80	2028	36/91	MBC - BPH	S&J
Weirton 06-A Water Reserve	04/25/06				110,304.04				
Weirton 09-A Water Revenue	11/19/09	2.000% - +1.0%AF	2,496,208	2,100,741	29,447.03	2031	36/91	MBC - BPH	S&J
Weirton 09-A Water Reserve	11/19/09				59,476.77				
Weirton 91-A Water Revenue	05/23/91	8.10%	4,784,000	804,921	379,011.41	2016	10/04	MBC - BNY	S&J
Weirton 91-A Water Reserve	05/23/91				452,025.02				
Weirton 98-A Water Revenue	04/08/98	2.000% - +1.0%AF	2,190,000	510,536	13,459.30	2019	36/91	MBC - DEP	S&J
Weirton 98-A Water Reserve	04/08/98				133,137.41				
Welch 08-A Sewer Revenue	05/06/08	0.000% - +0.5%AF	2,000,000	1,723,682	4,817.29	2048	36/91	MBC - DEP	S&J
Welch 08-A Sewer Reserve	05/06/08				53,404.96				
Welch 13-A Sewer Revenue	05/06/13	0.000% - +0.5%AF	#4,044,246	3,623,205	9,743.33	2053	36/91	MBC - DEP	S&J
Welch 13-A Sewer Reserve	05/06/13				3,547.78				
Welch 09-A Water Revenue	12/18/09	0.00%	625,000	541,656	3,430.87	2041	36/91	MBC - BPH	S&J
Welch 09-A Water Reserve	12/18/09				8,688.61				
Welch 09-C Water Revenue	12/18/09	0.00%	461,674	413,706	1,974.52	2049	36/91	MBC - UNB	S&J

ACCOUNT NAME	ISSUE DATE	INTEREST RATE	ORIGINAL ISSUE	OUTSTANDING (06/30/15)	ACCT - BAL (06/30/15)	LAST DEBT	DEBT MONTH	PAYING AGENT	BOND I COUNSEL
Welch 09-C Water Reserve	12/18/09				5,000.59				
Welch 14-A Water Revenue	02/20/14	0.500% - +0.5%AF	#310,000	293,866	1,090.80	2045	36/91	MBC - BPH	S&J
Welch 14-A Water Reserve	02/20/14				371.18				
Welch 15-A Water Revenue	06/17/15	0.500% - +0.5%AF	#3,540,088	88,504	0.00	2046	36/91	MBC - BPH	S&J
Welch 15-A Water Reserve	06/17/15				0.00				
Wellsburg 10-A Water & Sewer Revenue	10/27/10	2.000% - +1.0%AF	215,000	178,576	1,514.83	2031	36/91	MBC - BPH	S&J
Wellsburg 10-A Water & Sewer Reserve	10/27/10				5,341.83				
Wellsburg 11-A Water & Sewer Revenue	02/24/11	0.000% - +0.5%AF	307,661	281,337	743.38	2050	36/91	MBC - DEP	S&J
Wellsburg 11-A Water & Sewer Reserve	02/24/11				8,103.82				
Wellsburg 12-A Water & Sewer Revenue	03/01/12	2.000% - +1.0%AF	#2,435,000	2,164,881	14,132.13	2033	36/91	MBC - BPH	S&J
Wellsburg 12-A Water & Sewer Reserve	03/01/12				23,441.50				
West Dunbar PSD 77-A Sewer Revenue	07/01/77	5.63%	426,000	73,000	25,054.58	2017	07/01	FED RES-RICHMOND	JK
West Dunbar PSD 77-A Sewer Reserve	07/01/77				2,242.41				
West Dunbar PSD 93 Sewer Reserve	03/18/93				962.52				
West Hamlin 07-A Water & Sewer Reserve	06/28/07				22,505.62				
West Hamlin 80 Water & Sewer Reserve	12/15/80				42,517.49				
Weston 00-A Sewer Revenue	12/20/00	0.000% - +0.5%AF	3,192,097	1,808,845	10,277.74	2032	36/91	MBC - DEP	JK
Weston 00-A Sewer Reserve	12/20/00				106,520.71				
Weston 00-B Sewer Revenue	12/20/00	0.00%	6,250,000	4,139,580	14,585.97	2040	36/91	MBC - UNB	JK
Weston 00-B Sewer Reserve	12/20/00				162,501.73				
Weston 05-A Sewer Revenue	06/24/05	0.00%	597,037	462,222	1,294.60	2045	36/91	MBC - UNB	JK
Weston 05-A Sewer Reserve	06/24/05				13,619.36				
Weston 07-A Sewer Revenue	09/18/07	0.00%	3,047,000	2,532,564	6,608.15	2047	36/91	MBC - UNB	S&J
Weston 07-A Sewer Reserve	09/18/07				52,431.30				
Weston 11-A Sewer Revenue	08/16/11	0.00%	#1,168,000	1,064,783	2,534.18	2051	36/91	MBC - UNB	S&J
Weston 11-A Sewer Reserve	08/16/11				8,544.40				
Weston 11-B Sewer Revenue	08/16/11	0.000% - +0.5%AF	741,679	673,688	2,235.59	2042	36/91	MBC - DEP	S&J

ACCOUNT NAME	ISSUE DATE	INTEREST RATE	ORIGINAL ISSUE	OUTSTANDING (06/30/15)	ACCT - BAL (06/30/15)	LAST DEBT	DEBT MONTH	PAYING AGENT	BOND I COUNSEL
Weston 11-B Sewer Reserve	08/16/11				7,007.98				
Weston 13-A Sewer Revenue	02/01/13	0.000% - +0.5%AF	586,986	549,851	1,909.02	2041	36/91	MBC - DEP	S&J
Weston 13-A Sewer Reserve	02/01/13				3,891.18				
Weston 96 Sewer Revenue	12/10/96	0.000% - +1.0%AF	1,274,287	159,286	5,852.53	2017	36/91	MBC - DEP	JK
Weston 96 Sewer Reserve	12/10/96				63,773.76				
Wetzel County PSD #1 06-A Water Reserve	06/27/06				38,555.06				
Wetzel County PSD #1 13-A Water Revenue	07/12/13	1.00%	#1,048,000	919,278	3,253.66	2053	36/91	MBC - UNB	S&J
Wetzel County PSD #1 13-A Water Reserve	07/12/13				33,022.86				
Wetzel County PSD #1 93-A Water Revenue	06/28/93	7.75%	154,839	117,715	7,012.21	2031	10/04	MBC - BNY	S&J
Wetzel County PSD #1 93-A Water Reserve	06/28/93				12,691.95				
Wetzel County PSD #1 93-B Water Revenue	06/28/93	0.00%	5,161	2,250	570.92	2031	10/	MBC - BNY2	S&J
Wetzel County PSD #1 93-B Water Reserve	06/28/93				236.04				
West Union 02 Water & Sewer Revenue	08/29/02	0.00%	#810,000	564,387	1,740.81	2042	36/91	MBC - UNB	BRM
West Union 02 Water & Sewer Reserve	08/29/02				21,177.36				
West Union 98-C Water & Sewer Revenue	12/15/98	0.00%	2,075,000	1,258,378	4,461.67	2038	36/91	MBC - UNB	S&J
West Union 98-C Water & Sewer Reserve	12/15/98				55,094.07				
Wheeling 05-A Water & Sewer Revenue	05/03/05	2.000% - +1.0%AF	14,500,000	9,035,119	106,417.02	2026	36/91	MBC - DEP	S&J
Wheeling 05-A Water & Sewer Reserve	05/03/05				767,266.05				
Wheeling 06-A Water & Sewer Revenue	09/26/06	3.750% - 5.250%	12,000,000	10,025,000	87,138.20	2036	06/12	MBC - DTC	S&J
Wheeling 06-A Water & Sewer Reserve	09/26/06				775,710.43				
Wheeling 10-A Water & Sewer Revenue	04/22/10	2.500% - 3.500%	4,455,000	800,000	824,894.00	2016	06/12	MBC - DTC	S&J
Wheeling 10-A Water & Sewer Reserve	05/06/10				188.21				
Wheeling 10-B Water & Sewer Revenue	12/14/10	2.000% - +1.0%AF	8,356,000	7,443,308	54,427.79	2032	36/91	MBC - DEP	S&J
Wheeling 10-B Water & Sewer Reserve	12/14/10				135,430.40				
Wheeling 13 Water & Sewer Ref Revenue	05/30/13	2.125% - 5.000%	38,255,000	36,675,000	187,329.21	2043	06/12	MBC - DTC	S&J
Wheeling 13 Water & Sewer Ref Reserve	05/30/13				2,224,571.81				
Wheeling 03 Civic Center GO	02/01/03	3.000% - 4.750%	2,600,000	1,755,000	291,377.94	2028	05/11	MBC - DTC	S&J

ACCOUNT NAME	ISSUE DATE	INTEREST RATE	ORIGINAL ISSUE	OUTSTANDING (06/30/15)	ACCT - BAL (06/30/15)	LAST DEBT	DEBT MONTH	PAYING AGENT	BOND I COUNSEL
Whitmer 10-A Water Revenue	01/21/10	0.00%	370,000	323,740	1,027.86	2041	36/91	MBC - BPH	S&J
Whitmer 10-A Water Reserve	01/21/10				16,089.45				
White Oak PSD 92-A Sewer Revenue	08/12/92	7.75%	319,355	242,786	12,419.90	2031	10/04	MBC - BNY	S&J
White Oak PSD 92-A Sewer Reserve	08/12/92				26,177.25				
White Oak PSD 92-B Sewer Revenue	08/12/92	0.00%	10,645	4,640	242.64	2031	10/	MBC - BNY2	S&J
White Oak PSD 92-B Sewer Reserve	08/12/92				273.02				
White Sulphur Springs 09-A Sewer Revenue	04/09/09	0.000% - +.5%AF	3,874,614	3,196,903	13,609.84	2040	36/91	MBC - DEP	JK
White Sulphur Springs 09-A Sewer Reserve	04/09/09				65,731.74				
White Sulphur Springs 11-B Water Revenue	04/14/11	0.000% - +1.0%AF	8,000,000	7,372,019	25,761.54	2042	36/91	MBC - BPH	JK
White Sulphur Springs 11-B Water Reserve	04/14/11				126,948.14				
Wilderness PSD 01-A Water Reserve	08/08/01				69,629.47				
Wilderness PSD 79 Water Reserve	05/17/79				43,634.81				
Wilderness PSD 92 Water Reserve	07/15/92				20,640.99				
Wilderness PSD 97 Water Reserve	09/18/97				41,362.92				
Williamstown 05-A Sewer Revenue	06/02/05	2.000% - +1.0%AF	230,282	135,100	2,339.13	2026	36/91	MBC - DEP	S&J
Williamstown 05-A Sewer Reserve	06/02/05				13,292.67				
Williamstown 09-A Sewer Revenue	12/09/09	0.000% - +1.0%AF	800,000	716,880	2,067.32	2049	36/91	MBC - DEP	G&G
Williamstown 09-A Sewer Reserve	12/09/09				14,579.89				
Williamstown 87-A Sewer Revenue	06/25/87	9.75%	15,551	10,292	821.00	2025	10/04	MBC - BNY	BRD
Williamstown 87-A Sewer Reserve	06/25/87				1,571.58				
Williamstown 87-A1 Sewer Revenue	06/25/87	8.38%	659,637	428,636	29,694.69	2026	10/04	MBC - BNY	BRD
Williamstown 87-A1 Sewer Reserve	06/25/87				58,029.35				
Williamstown 87-B Sewer Revenue	06/25/87	0.00%	169,539	53,396	4,660.64	2026	10/	MBC - BNY2	BRD
Williamstown 87-B Sewer Reserve	06/25/87				7,020.39				
Williamson 09-A Water & Sewer Reserve	07/02/09				22,853.59				
Williamson 86-B Water & Sewer Revenue	05/28/86	0.00%	698,295	202,138	14,265.57	2025	10/	MBC - BNY2	G&G
Williamson 86-B Water & Sewer Reserve	05/28/86				18,414.38				

ACCOUNT NAME	ISSUE DATE	INTEREST RATE	ORIGINAL ISSUE	OUTSTANDING (06/30/15)	ACCT - BAL (06/30/15)	LAST DEBT	DEBT MONTH	PAYING AGENT	BOND I COUNSEL
Williamson 86-C Water & Sewer Reserve	05/28/86				106,063.74				
Williamson 96-A Water & Sewer Ref Rev	10/01/96	3.800% - 5.500%	1,840,000	1,035,000	69,087.70	2025	10/04	BK OF NEW YORK	I V&W
Williamson 96-A Water & Sewer Ref Res	10/01/96				129,884.19				
Winfield 03 Sewer Revenue	01/09/03	2.000% - +1.0%AF	99,250	43,217	676.01	2023	36/91	MBC - DEP	G&G
Winfield 03 Sewer Reserve	01/09/03				6,033.80				
Winfield 04 Sewer Revenue	09/16/04	2.000% - +1.0%AF	500,000	281,049	2,757.09	2025	36/91	MBC - DEP	G&G
Winfield 04 Sewer Reserve	09/16/04				30,556.39				
Winfield 09-A Sewer Revenue	08/26/09	0.000% - +1.0%AF	1,214,966	956,782	10,501.09	2031	36/91	MBC - DEP	S&J
Winfield 09-A Sewer Reserve	08/26/09				26,856.46				
Winfield 86-A Sewer Revenue	12/15/86	8.38%	381,884	248,151	17,232.59	2026	10/04	MBC - BNY	VWL
Winfield 86-A Sewer Reserve	12/15/86				33,599.67				
Winfield 86-B Sewer Revenue	12/15/86	0.00%	93,666	29,579	6,052.50	2026	10/	MBC - BNY2	VWL
Winfield 86-B Sewer Reserve	12/15/86				6,160.56				
Wood County Schools 13 Ref GO	05/22/13	1.500% - 5.000%	19,300,000	14,270,000	258,977.18	2020	05/11	MBC - DTC	STB
Wood County Schools 13 Ref GO Sur Col	05/22/13				1,302,014.32				
WV Amer Water Comp 10-A Water Rev Note	01/28/10	0.00%	1,925,000	1,564,055	8,031.84	2031	36/91	MBC - BPH	JK
WV Amer Water Comp 10-A Water Reserve	01/28/10				0.00				
WV Higher Education 07-A Ref Rev	04/17/07	4.000% - 5.000%	25,915,000	18,435,000	-1,898.66	2027	04/10	MBC - DTC	I STB
WV Higher Education Facilities 04-B Rev	08/31/04	2.100% - 6.000%	167,260,000	1,135,000	200,276.34	2034	04/10	MBC - DTC	I STB
WV Higher Education Facilities 10-A Rev	12/23/10	3.500% - 5.000%	16,520,000	16,520,000	-1,949.36	2026	04/10	MBC - DTC	STB
WV Higher Education Facilities 10-B Rev	12/23/10	7.450% - 7.650%	50,265,000	50,265,000	0.00	2040	04/10	MBC - DTC	STB
WV Higher Education Facilities 10-B Res	12/23/10				1,131,574.60				
WV Higher Education Facilities 10-C Rev	12/23/10	2.140% - 5.280%	10,080,000	4,510,000	-1,890.46	2018	04/10	MBC - DTC	STB
WV Higher Education Policy 12-A Revenue	06/12/12	2.000% - 5.000%	124,190,000	119,025,000	-639.42	2034	04/10	MBC - DTC	STB
WV Higher Education Policy 12-B Revenue	06/12/12	2.000% - 4.000%	7,975,000	7,265,000	-2,362.22	2034	04/10	MBC - DTC	STB

ACTIVE BONDS FUNDED THROUGH DEBT FORGIVENESS

Issue Date		Issue Amount	Last DS	Bond Holder
10/29/2009	Bath Water Revenue, Series B	2,193,910	2021	BPH
09/18/2009	Beckley Sewer Revenue, Series B1	396,484	2020	DEP
09/18/2009	Beckley Sewer Revenue, Series B2	296,952	2020	DEP
09/25/2009	Belle Sewer Revenue, Series B	255,500	2020	DEP
08/29/2012	Beverly Water Revenue, Series B	50,000	Open	BPH
01/28/2010	Bluefield Sewer Revenue, Series B	2,883,295	2020	DEP
06/27/2013	Bluefield Sewer Revenue, Series B	229,550	Open	DEP
01/28/2010	Bridgeport Sewer Revenue, Series B	1,978,974	2020	DEP
10/02/2013	Capon Bridge Water Revenue, Series B	450,814	Open	BPH
01/22/2010	Canaan Valley PSD Sewer Revenue, Series B	1,958,455	2021	DEP
10/23/2009	Central Hampshire PSD Sewer Revenue, Series B	1,791,405	2020	DEP
01/22/2010	Central WV Regional Airport Authority Improvement Rev, Series B	1,093,787	2021	DEP
01/13/2010	Charles Town Water & Sewer Revenue, Series B (Admin Fee only)	100,000	2031	BPH
07/08/2009	Clarksburg Sewer Revenue, Series B	1,000,000	2020	DEP
06/18/2009	Claywood Park PSD Sewer Revenue, Series B	2,397,500	2020	DEP
01/27/2010	Coons Run PSD Water Revenue, Series B	1,200,000	2021	BPH
06/25/2013	Cowen PSD Water & Sewer Revenue, Series C	746,027	Open	BPH
11/21/2013	Cowen PSD Water & Sewer Design Funding Assistance	160,000	Open	IJDC
07/22/2011	Crab Orchard-MacArthur PSD Sewer Revenue, Series B	492,706	2022	DEP
01/22/2010	Davis Stormwater Revenue, Series B	270,925	2020	DEP
11/03/2011	Delbarton Sewer Revenue, Series B	2,000,000	Open	DEP
06/18/2009	Elkins Sewer Revenue, Series B	868,030	2020	DEP
01/21/2010	Fairmont Water Revenue, Series B	4,447,618	2021	BPH
01/28/2014	Flemington Sewer Revenue, Series B	1,011,275	Open	DEP
11/12/2009	Grantsville Sewer Revenue, Series B	2,200,300	2021	DEP
02/01/2013	Greater Marion PSD Sewer Revenue, Series B	1,997,679	Open	DEP
11/12/2013	Greater Paw Paw PSD Funding Assistance	1,576,695	Open	DEP
01/29/2010	Greater St. Albans PSD Sewer Revenue, Series B	2,807,210	2021	DEP
12/04/2009	Hamrick PSD Sewer Revenue, Series B	520,731	2020	DEP
07/21/2009	Harpers Ferry-Bolivar PSD Sewer Revenue, Series B	629,612	2020	DEP
09/26/2012	Hartford City Sewer Revenue, Series B	354,159	Open	DEP
08/29/2012	Hinton Sewer Revenue, Series B	500,000	Open	DEP
10/23/2009	Jane Lew PSD Water Revenue, Series B	429,399	2020	BPH
04/17/2014	Jefferson County PSD Water, Series B	1,073,246	Open	BPH
12/15/2009	Kanawha (Chelyan) PSD Sewer Revenue, Series B	2,537,569	2020	DEP
03/13/2014	Kenova Sewer Funding Assistance	1,021,754	Open	DEP
05/05/2009	Kermit Sewer Revenue, Series B	1,938,388	2019	DEP
07/25/2012	Kingwood Sewer Revenue, Series B	300,000	Open	DEP
11/20/2009	Leon Sewer Revenue, Series B	1,097,917	2021	DEP
01/27/2010	Lewisburg Water Revenue, Series B	1,982,850	2020	DEP
01/29/2010	Lincoln County Commission Green Project Note, Series B	718,626	2021	DEP
06/22/2012	Lincoln County Commission Green Reserve Project Note, Series A	726,160	2021	DEP
12/12/2013	Lincoln County Commission Green Project Note, Series A	657,888	Open	DEP
04/11/2013	Logan Sewer Revenue, Series B	415,702	Open	DEP
06/22/2012	Lubeck PSD Sewer Revenue, Series B	1,868,192	Open	DEP
08/26/2009	Malden PSD Sewer Revenue, Series B	6,614,965	2020	DEP
09/18/2009	Marlinton Water & Sewer Revenue, Series B	1,400,105	2020	DEP
06/18/2009	Marmet Sewer Revenue, Series B	3,940,466	2020	DEP
11/01/2012	Mason County Sewer Revenue, Series B	2,000,000	Open	DEP

ACTIVE BONDS FUNDED THROUGH DEBT FORGIVENESS

Issue Date		Issue Amount	Last DS	Bond Holder
09/02/2009	Mason Water & Sewer Revenue, Series B	555,200	2020	DEP
03/26/2012	Moorefield/Hardy County Authority Sewer Revenue, Series B	1,500,000	Open	DEP
01/28/2010	Morgantown Water & Sewer Revenue, Series B	81,600	2022	DEP
08/24/2012	Morgantown Water & Sewer Revenue, Series B	570,000	Open	BPH
11/12/2009	Nitro Sewer Revenue, Series B	1,125,000	2021	DEP
10/29/2009	North Beckley PSD Sewer Revenue, Series B	2,415,521	2021	DEP
05/24/2012	Oakland PSD Water Revenue, Series B	1,367,839	Open	BPH
09/29/2009	Oceana Sewer Revenue, Series B	195,897	2020	DEP
01/29/2015	Page-Kincaid PSD Water Revenue, Series B	750,000	Open	BPH
09/25/2009	Pennsboro Sewer Revenue, Series B	2,801,000	2020	DEP
12/11/2012	Pennsboro Sewer Revenue, Series B	26,725	Open	DEP
04/16/2009	Petersburg Water Revenue, Series B	5,000,000	Open	DEP
06/27/2013	Point Pleasant Water & Sewer Revenue, Series B	221,299	Open	DEP
07/23/2014	Pratt Sewer Revenue, Series B	717,350	Open	DEP
11/21/2012	Preston Cty PSD #4 Water Revenue, Series B	605,000	Open	BPH
11/14/2013	Preston Cty PSD Sewer Funding Assistance	1,592,282	Open	DEP
06/26/2009	Putnam PSD Sewer Revenue, Series B	1,050,000	2021	DEP
12/04/2009	Putnam PSD Water Revenue, Series B (Admin Fee only)	100,000	2030	BPH
03/15/2012	Reedsville Sewer Revenue, Series B	1,000,000	Open	DEP
01/14/2010	Salem Water Revenue, Series B	927,000	2021	BPH
12/18/2009	Scotts Run PSD Sewer Revenue, Series B	3,939,585	2021	DEP
11/22/2010	Shepherdstown Sewer Revenue, Series B	375,772	2020	DEP
02/27/2013	Sistersville Sewer Revenue, Series B	745,454	Open	DEP
11/20/2009	St Marys Water & Sewer Revenue, Series B	2,067,400	2021	DEP
03/20/2014	Stonewood Water Revenue, Series B	1,052,543	Open	BPH
01/07/2010	Sugar Creek PSD Water Revenue, Series B	396,500	2021	BPH
01/14/2010	Sun Valley PSD Water Revenue, Series C	1,773,000	2021	BPH
11/20/2009	Union PSD Sewer Revenue, Series B	1,363,613	2021	DEP
05/08/2013	War Funding Assistance	521,388	Open	DEP
12/02/2009	Wardensville Sewer Revenue, Series B	179,782	2021	DEP
12/18/2009	Welch Water Revenue, Series B	625,000	2021	DEP
04/14/2011	White Sulphur Springs Water Revenue, Series A	4,252,750	2022	BPH
01/21/2010	Whitmer Water Revenue, Series B	2,117,573	2021	BPH
01/31/2014	Wilderness PSD Design Funding Assistance Note, Series A	143,924	Open	IJDC
12/09/2009	Williamstown Sewer Revenue, Series B	660,000	2021	DEP
08/26/2009	Winfield Sewer Revenue, Series B	1,023,934	2021	DEP
01/28/2010	WV American Water Company Water Revenue Note, Series B	1,925,000	2021	BPH

Disclaimer

All attempts have been made to assure the accuracy of the ARRA issues. No guarantee should be assumed.